



# CRF250L/LA/RL/RLA

CRF250LH  
CRF250LAH  
CRF250RLH  
CRF250RLJ  
CRF250RLAH  
CRF250RLAJ

## PARTS CATALOG

# 2

## DAFTAR ISI

PETUNJUK PEMAKAIAN

1

ENGINE GROUP

2

FRAME GROUP

3

PART NUMBER INDEX

4

PART NAME INDEX

5



## Instruksi penggunaan parts catalog

- **Parts catalog ini telah dibuat pertanggal 10 Desember 2017.**
  - Setelah tanggal ini, mungkin terjadi perubahan pada parts di dalam catalog ini, dan parts tertentu diganti dengan parts lain atau dihapus (tidak dijual lagi).
  - Bacalah parts catalog news untuk revisi yang dilakukan setelah 10 Desember 2017.
- **Selalu beritahu nomor part sewaktu memesan part.**
  - Periksa model, tipe, nomor seri, warna, pabrik pembuat, dan ukuran seperlunya sebelum memesan part.
  - Perhatikan bahwa ilustrasi (gambar part) dapat berbeda dalam bentuknya dari part sebenarnya. Ilustrasi hanya diberikan untuk membantu anda mencari parts tersebut.
- **Sewaktu terjadi modifikasi atau penambahan pada parts catalog ini, maka akan diterbitkan edisi yang direvisi pada waktu yang sesuai, yang memuat nomor revisi yang berurutan pada sampulnya. Kami menganjurkan agar anda mendapatkan revisi-revisi tersebut supaya parts catalog anda tetap mengikuti perkembangan mutakhir setiap waktu. Untuk mengetahui apakah revisi parts catalog telah diterbitkan, hubungi distributor Honda anda.**

Versi penerbitan pertama  
tanggal 10 Desember 2016  
**Honda Motor Co., Ltd.**

## DAFTAR ISI

	Halaman
• Instruksi penggunaan parts catalog .....	1
• Cara mencari informasi part .....	2
• Struktur parts catalog .....	3
• Jika parts telah direvisi .....	5
• Singkatan-singkatan yang dipakai di dalam parts catalog ....	5
• Blok part dan pengecekan nomor seri .....	6
• Pengecekan posisi label warna tambahan .....	6
• Model, kode parts catalog dan nomor seri yang berlaku .....	7
• Label warna .....	8
• Tabel warna .....	9
• Selang bahan bakar, selang untuk keperluan umum dan selang vinyl .....	33
• FLAT RATE SERVICE TIME .....	37
• Indeks gambar .....	43
• ENGINE GROUP .....	52
• FRAME GROUP .....	88
• PART NO. INDEX .....	160
• PART NAME INDEX .....	165

Cara mencari informasi part

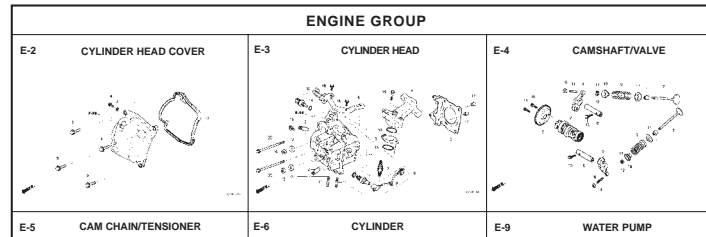
**B** Mencari parts dengan "Part number index"

PART NUMBER INDEX					
Nomor Part	No. Blok	Ref	Nomor Part	No. Blok	Ref
13011-KVY-700	E-20	2	16015-KVY-901	E-21	4
13011-KW-740	E-20	2	16016-KBP-981	E-21	5
13012-KVY-700	E-20	2	16016-KVB-551	E-22	1
13013-KVY-700	E-20	2	16028-KVB-901	E-21	6
13014-KVY-700	E-20	2	16037-KCB-600	E-21	7
13015-KVY-700	E-20	2	16046-KZL-A01	E-21	8
13021-KW-740	E-20	2	16050-KVY-901	E-21	9
13021-KW-740	E-20	2	16075-GGB-640	E-21	10
13021-KW-740	E-20	2	16075-KVB-551	E-22	2
13021-KW-740	E-20	2	16081-KFM-101	E-22	3
13101-KVY-700	E-20	3	16100-KZL-A01	E-21	11
13101-KZL-C50	E-20	3	16107-GCC-000	E-21	12
13102-KVY-700	E-20	3	16111-KVB-002	E-21	13
13102-KZL-305	E-20	3	16119-KZL-A01	E-21	14
13103-KVY-700	E-20	3	16131-ZAB-801	E-21	15
13103-KZL-305	E-20	3	16140-GFC-901	E-21	16
13104-KVY-700	E-20	3	16153-KAB-901	E-21	17
13104-KZL-305	E-20	3	16163-KGF-911	E-21	18
13105-KVY-700	E-20	3	16165-KVB-901	E-21	19
13105-KZL-305	E-20	4	16169-KVB-551	E-22	4
13111-DB7-001	E-20	4	16180-KGB-971	E-21	20
13115-GMS-911	E-20	4	16190-GEE-003	E-21	21
14100-KZL-A00	E-4	2	16199-KZL-A01	E-21	22
14100-KZL-C00	E-4	18	16201-KVY-900	E-3	5
14122-KVY-900	E-4	3	16222-MVA-300	E-3	6
14122-KPH-901	E-4	4	16236-KVG-900	E-15	7
14122-KVY-900	E-4	5	16400-KZL-C31	E-22	5
14122-KZL-E00	E-4	5	16410-KZL-C31	E-22	6
14401-KVB-901	E-4	1	16423-KGB-901	E-21	23
1443A-KVB-C30	E-4	6	16450-KVB-551	E-22	7
1443A-KVY-960	E-4	6	16472-KPC-850	E-22	8
1444A-KVB-C30	E-4	7	16480-KVB-551	E-22	9
1444A-KVY-960	E-4	7	16485-KVB-551	E-22	10
14461-KVB-900	E-4	8	16700-KZL-951	F-26-1	1
14510-KVB-901	E-5	2	16705-GGL-J01	F-26-1	2

**C** Mencari parts dengan "Part name index"

PART NAME INDEX			
Nama Part	No. Kel	Ref	No. Kel
BOLT, FLANGE, 5X14	E-8	6	F-35
BOLT, FLANGE, 6MM	F-40	5	F-35
BOLT, FLANGE, 6X10	F-24	16	F-41
BOLT, FLANGE, 6X10	E-3	13	F-41-1
BOLT, FLANGE, 6X100	E-3	21	F-17
BOLT, FLANGE, 6X115	E-3-1	16	F-17
BOLT, FLANGE, 6X12	E-16	16	F-17
	F-24	21	F-11
	F-41	20	F-12
	F-41-1	25	F-28
	F-26	18	F-28-1
	F-26-1	20	E-3
	F-28-10	22	E-3-1
	F-41	26	E-3
BOLT, FLANGE, 6X14	F-41-1	26	E-3-1
	E-16	20	F-55
	E-16	18	F-18
BOLT, FLANGE, 6X16	E-8	9	F-24
BOLT, FLANGE, 6X18	F-30	8	F-37-10
BOLT, FLANGE, 6X20	F-28-10	23	F-39
	F-41	21	F-14
	E-22	21	E-3-1
	E-8	11	F-41
	E-16	12	F-41-1
	E-22	20	E-1
	E-5	10	E-1-1
	E-8	11	F-14
	F-5	22	F-4
BOLT, FLANGE, 6X25	E-1	9	F-28-10
BOLT, FLANGE, 6X30	E-1-1	11	F-38
	E-1-1	10	F-28-1
	F-12	17	F-24
	E-16	19	F-18
BOLT, FLANGE, 6X32	F-22-10	12	F-5
	F-22-30	9	F-18
BOLT, FLANGE, 6X35	E-12	12	E-16

**A** Mencari parts dengan "Indeks gambar"



E-6		CYLINDER			
No. Blok	No. Ref	No. Ref.	L.O.N. (Nomor ref. relatif)	Deskripsi	F.R.T.
1	12100-KZL-930	1	1	CYLINDER COMP.	1
2	12191-GGC-900	1	1	GASKET, CYLINDER	1
3	90701-KFM-900	2	2	DOWEL PIN, SPECIAL, 8X14	2

No. Ref.	No. Part	Deskripsi	Jumlah			No. Seri	Kode Parts Catalog
			BEAT	PGM-FI	SPOKE		
			CW	CBS			
1	12100-KZL-930	CYLINDER COMP.	1	1	1		
2	12191-GGC-900	GASKET, CYLINDER	1	1	1		
3	90701-KFM-900	DOWEL PIN, SPECIAL, 8X14	2	2	2		

No. Hal

20.08.2012

## Struktur Parts Catalog

1
3

**F-20-40**

2

**FRONT WHEEL**

No. Ref.	L.O.N.	(Nomor ref. relatif)	Deskripsi	F.R.T.
1	710151	(12,13)	AXLE, FRONT WHEEL	0,2
5	710104		FRONT WHEEL	0,8
6	710139		FRONT TIRE (SATU)	0,7
7	710140		TUBE, FRONT TIRE (SATU)	0,7
8	711120		DISC, FRONT BRAKE	0,3
11	710115		BEARING, FRONT WHEEL (SATU)	0,4
	710115G		.Penggantian 1 bearing tambahan	0,1

4

5

6

7

8

9

10

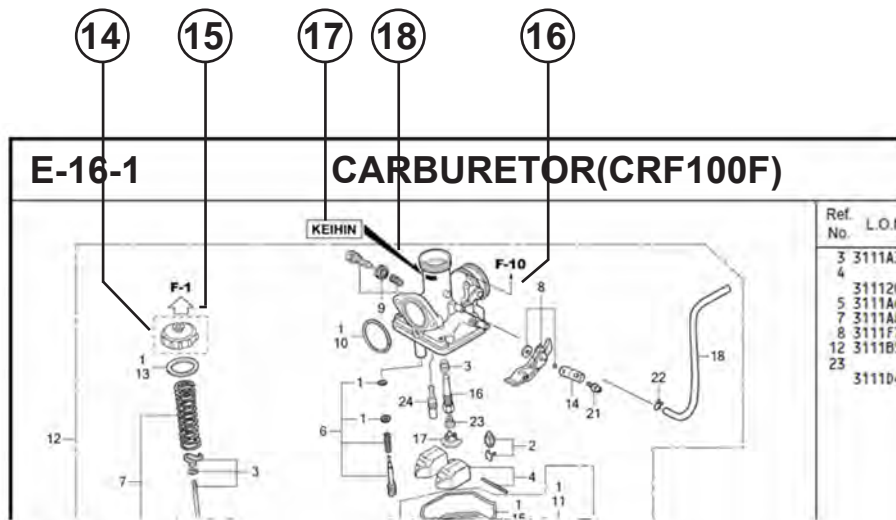
11








12

13

No. Ref.	No. Part	Deskripsi	Jumlah		No. Seri	Kode Parts Catalog
			VARIO	STD CBS		
1	44301-KVG-950	AXLE, FR. WHEEL	1	1		
2	44311-KVB-910	COLLAR, FR. WHEEL SIDE	1	1		
3	44312-KZR-600	COLLAR, FR. WHEEL SIDE	1	1		
4	44620-KVB-910	COLLAR, FR. DISTANCE	1	1		
5	44650-KZR-600ZC	WHEEL SUB ASSY., FR. *NH303M*	1	1		
6	44711-KVB-931	TIRE, FR. (SRI) (80/90-14 M/C 40P)	1	1		
7	44712-KZI-901	TUBE, TIRE (SRI)	1	1		
8	45351-KVB-931	DISK, FR. BRAKE (YUTAKA)	1	1		
	45351-KVB-502	DISK, FR. BRAKE (SUNSTAR)	1	1		
9	90105-KGH-900	BOLT, BRAKE DISK, 8X24	4	4		
10	90306-KGH-901	NUT, U, 12MM	1	1		
11	91052-KVB-901	BEARING, RADIAL BALL, 6201(U) .. (FUJIKOSHI)	2	2		
	91052-KVB-351	BEARING, RADIAL BALL, 6201U .. (NSK)	2	2		
	91052-KWB-601	BEARING, RADIAL BALL, 6201U .. (NTN)	2	2		
12	91251-KPH-001	HIST SFAI 21X37X7 (ARAT)	1	1		

- 1 Nama Blok**
- 2 Nomor Blok**
- 3 Flat Rate Time (F.R.T.)**
- 4 Ref. No.**
  - Nomor referensi yang diberikan tanda kurung menunjukkan bahwa ia dilanjutkan dari halaman sebelumnya.
- 5 Part No.**
- 6 Kode warna Honda**
- 7 Description**
- 8 Assembly (Susunan/rakitan)**
  - Bagian-bagian yang diberikan bingkai dengan garis-garis patah pada gambar terurai tersedia dalam rakitan lengkap. (tersedia pula dalam satuan terpisah).
- 9 Deskripsi warna**
- 10 Catatan**
  - Catatan ditulis dalam tanda kurung di kolom nama part.
- 11 Reqd. QTY**
  - Jumlah yang ditulis dalam tanda kurung menunjukkan part pilihan (optional part).
  - Jumlah yang ditandai dengan "N" menunjukkan part pilihan yang harus dipilih sebanyak yang diperlukan.
  - Jumlah yang diperlukan menunjukkan jumlah part yang dipakai di blok ini.
- 12 Serial No.**
- 13 Parts catalogue code**
  - Jika kolom kode parts catalog kosong, berarti bahwa part berlaku untuk semua kode.




- ⑭  • Part yang dikelilingi dengan garis titik-titik  dijelaskan pada blok lain.
- ⑮  • Panah yang kosong di dalamnya  menunjuk ke No. blok untuk part yang dikelilingi dengan garis titik-titik .
- ⑯  • Panah yang padat  menunjuk ke No. blok dimana part yang bersangkutan terhubung.
- ⑰ **Informasi Identifikasi Penggantian Untuk No. Part Yang Ditunjuk**
- ⑱ **Lokasi Informasi Identifikasi Penggantian Untuk No. Part Yang Ditunjuk**
- Jika tanda panah menunjuk ke 18, part ini tidak sesuai dengan Part No. yang berbeda.
  - Pastikan untuk memesan part dari pabrikan yang sama, termasuk komponen part.
  - Untuk pemesanan, indikasi Part No. termasuk simbol yang ditampilkan pada bagian yang berlaku pada part yang akan diganti.

**Jika parts telah direvisi**



**Singkatan-singkatan yang dipakai di dalam parts catalog**



No. Ref.	No. Part	Deskripsi	Jumlah		No. Seri
			CBR250R STD B	ABS B	
1	45156-MCE-000	CLAMPER, R. FR. BRAKE HOSE ..	1	1	
2	45157-MCE-000	CLAMPER, L. FR. BRAKE HOSE ..	1	1	
3	61100-MCE-000ZA	FENDER COMP., FR. *NH411M*FORCE SILVER METALLIC	1	-	-----3J,4J
	61100-MCE-000ZB	*PB284C*...CANDY PHOENIX BLUE	-	1	-----J,2J
4	61101-MCE-000	PLATE, FR. FENDER (###).....	2	2	-----1008000
	61101-MCE-010	.....	2	2	-----1008001
5	61102-MCE-300	CUSHION, FR. FENDER ..... (BLACK)	2	2	
6	61105-MCE-000	STAY, FR. FENDER MOUNTING ...	2	2	
7	61107-MR7-000	COLLAR (6.5) .....	4	4	
8	96001-06020-00	BOLT, FLANGE, 6X20 .....	4	4	

Nomor telah dipakai sejak dari model pertama tanpa revisi. Jika diperlihatkan pada sisi kiri, maka berlaku untuk model-model dari No. 1008001 dan nomor- nomor berikutnya. Jika diperlihatkan pada sisi kanan, maka berlaku untuk model-model sampai No. 1008000.

- Part yang tercantum dengan "###" pada ujung nama part mempunyai jangka waktu pemasokan terbatas (part tidak dijual).

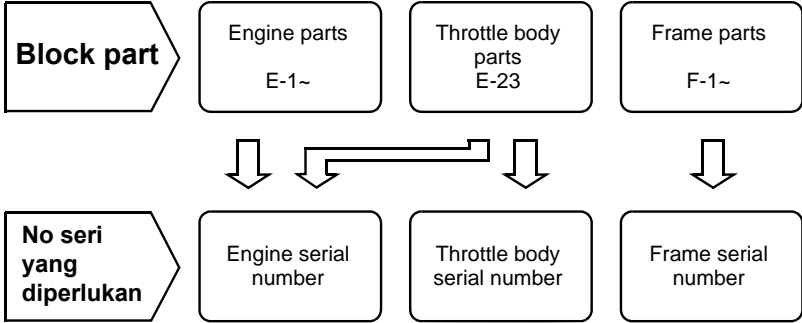
- "L." atau "R." pada uraian dari sebuah part merupakan singkatan dari sisi kiri (LEFT) atau sisi kanan (RIGHT). Kiri atau kanan ditentukan seakan-akan anda sedang duduk di tempat duduk sepeda motor/skuter.

**Singkatan-singkatan sebagai berikut dipakai di dalam parts catalog ini.**

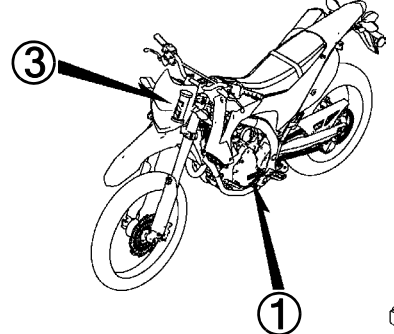
- |             |                        |             |                         |
|-------------|------------------------|-------------|-------------------------|
| A .....     | Ampere                 | L. ....     | Left                    |
| ABS .....   | Anti-lock brake system | L (100L) .. | Link (100 Links)        |
| A.C .....   | Alternating current    | L.E.D ..... | Light emitted diode     |
| A.M.....    | Attaching mark         | MM .....    | Millimeter              |
| ASSY.....   | Assembly               | MPH .....   | Miles per hour          |
| C.D.I. .... | Capacitive discharge   | R. ....     | Right                   |
| COMP. ...   | Complete               | RR. ....    | Rear                    |
| D.C. ....   | Direct current         | STD. ....   | Standard                |
| EX. ....    | Exhaust                | T (22T) ... | Tooth (22 Teeth)        |
| FR. ....    | Front                  | TCS .....   | Traction control system |
| G .....     | Gram                   | T.M. ....   | Transcript mark         |
| HEX. ....   | Hexagonal              | V .....     | Volt                    |
| IN. ....    | Inlet                  | W .....     | Watt                    |
| KPH.....    | Kilometers per hour    | WL .....    | With labelling          |
|             |                        | WOL .....   | Without labelling       |



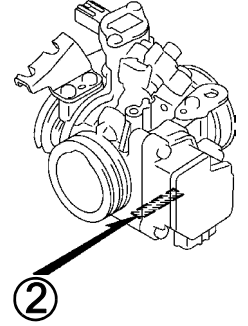
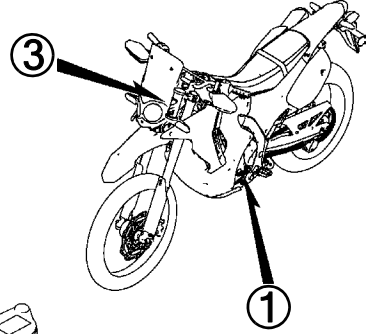
**Blok part dan pengecekan nomor seri**



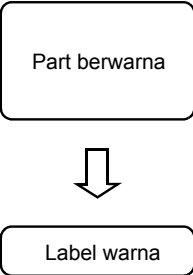
CRF250L/LA




CRF250RL/RLA



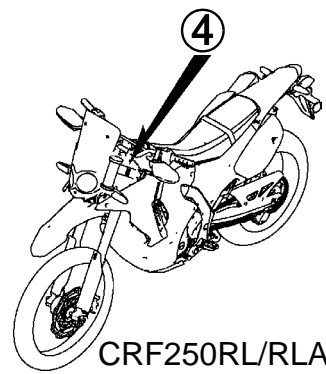
**Pengecekan posisi penempelan label warna**



④



CRF250L/LA



CRF250RL/RLA

### Model, kode part catalog and nomor seri yang berlaku

Model, parts catalog code dan Nomer seri yang berlaku yang diberikan di dalam parts catalog ini dapat diidentifikasi sebagai berikut. Part-part dengan part catalog code yang khusus, ditujukan untuk model untuk negara-negara yang ditunjuk. Jika tidak ada kode area yang terdaftar, komponennya untuk penggunaan umum.

Model	Kode area	Tipe	No. seri mesin yang berlaku	No. seri rangka yang berlaku	No. identifikasi throttle body yang berlaku
CRF250LH	LA	Latin America	MD38E-2400001~	MLHMD449*H5000001~	9QA A
	PH	Philippines		MLHMD44U*H5000001~	
	U	Australia			
CRF250LAH	ED	European direct sales	MD38E-2400001~	MLHMD44A*H5000001~	9QA A
	U	Australia		MLHMD44U*H5000001~	
CRF250RLH	IN	Indonesia	MD38E-2400001~	MLHMD449*G5000001~G5099999	9QA A
	LA	Latin America		MLHMD449*H5000001~H5099999	
	PH	Philippines			
CRF250RLJ	IN	Indonesia	MD38E-2500001~	MLHMD449*H5100001~	9QA A
	LA	Latin America		MLHMD449*J5100001~	
	PH	Philippines			
CRF250RLAH	ED	European direct sales	MD38E-2400001~	MLHMD44B*H5000001~H5099999	9QA A
	KO	Korea		MLHMD44K*H5000001~H5099999	
	U	Australia		MLHMD44U*H5000001~H5099999	
CRF250RLAJ	ED	European direct sales	MD38E-2500001~	MLHMD44B*J5100001~	9QA A
	KO	Korea		MLHMD44K*J5100001~	
	U	Australia		MLHMD44U*J5100001~	

\* Dari nomor identifikasi karburator/throttle body, hanya bagian yang digaris bawahi di bawah ini yang dipakai untuk registrasi

9QA A KC 7

# 1

## Label warna

- Ketika melakukan pemesanan parts, periksa nama model, warna utama dan kode yang mengacu pada "LABEL WARNA" yang terdapat pada kendaraan
- Ketika melakukan pemesanan parts yang memiliki kode warna, gunakan tabel warna sesuai dengan instruksi yang terdapat pada Parts Catalog.

<b>VFR800FIW</b>  COLOR <b>R-157</b>  CODE <b>R157</b>		MODEL	VFR800FIW				
	No.	COLOR	Sparkling silver metallic	Mute black metallic	Applicable model		Applicable block No.
		CODE	NH-295M	NH-359M	Initial applicable model	Final applicable model	
		Name of colored parts	Basic part No.	NH295	NH359		
	1						
	2						
	3						
	4						
	5						
	6						
	7						
	8						
	9						
	10						

### Tabel warna

- Ketika memesan part berwarna, bacalah tabel di bawah ini dan gunakan nomor part yang terdiri dari nomor part dasar yang bersangkutan yang telah ditambahkan kode warna part.

#### CRF250L (CRF250LH)

No.	MODEL		CRF250LH				
	WARNA		Extreme red	Model yang berlaku		No. blok yang berlaku	No. Ref.
	KODE		R-292R				
	Nama parts berwarna	No. dasar part	R292	Model pertama yang berlaku	Model akhir yang berlaku		
1	BODY COMP., FRAME	50100-KZZ-D20	ZB			F-39	4
2	BODY COMP., RR. FRAME	50200-KZZ-D20	ZB			F-39	6
3	BRIDGE COMP., FORK TOP	53300-KZZ-J00	ZA			F-7	10
4	COVER SET, L. SIDE	83600-KZZ-D10	ZA			F-24	5
5	COVER SET, R. SIDE	83500-KZZ-D10	ZA			F-24	3
6	COVER, FR. MUFFLER	18360-KZZ-D20	ZA			F-27	10
7	COVER, TOOL BOX	83602-KZZ-900	ZB			F-24	6
8	FENDER SET, RR.	80010-KZZ-D10	ZC			F-34	6
9	FENDER SUB ASSY., FR.	61200-KZZ-900	ZB			F-10	3
10	MARK, HONDA	86101-KZZ-900	ZC			F-50	1
11	MARK, HONDA	86102-KZZ-L30	ZA			F-50	2
12	PROTECTOR, L. FR. FORK	51620-KZZ-D20	ZC			F-11	23
13	PROTECTOR, R. FR. FORK	51610-KZZ-D20	ZC			F-11	22
14	SEAT ASSY., DOUBLE	77200-KZZ-900	ZD			F-23	1
15	SHROUD SET, L. FR.	19090-KZZ-D10	ZA			F-22	3

## CRF250L (CRF250LH)

No.	MODEL		CRF250LH				
	WARNA		Extreme red	Model yang berlaku		No. blok yang berlaku	No. Ref.
	KODE		R-292R				
	Nama parts berwarna	No. dasar part	R292	Model pertama yang berlaku	Model akhir yang berlaku		
16	SHROUD SET, L. RR.	19095-KZZ-D10	ZA			F-22	4
17	SHROUD SET, R. FR.	19070-KZZ-D10	ZA			F-22	1
18	SHROUD SET, R. RR.	19075-KZZ-D10	ZA			F-22	2
19	STRIPE, L. FR. SHROUD	86192-KZZ-D10	ZA			F-50	4
20	STRIPE, L. RR. SHROUD	86194-KZZ-D10	ZA			F-50	6
21	STRIPE, L. SIDE COVER	86832-KZZ-D10	ZA			F-50	8
22	STRIPE, R. FR. SHROUD	86191-KZZ-D10	ZA			F-50	3
23	STRIPE, R. RR. SHROUD	86193-KZZ-D10	ZA			F-50	5
24	STRIPE, R. SIDE COVER	86831-KZZ-D10	ZA			F-50	7
25	TANK ASSY., FUEL	17500-KZZ-D20	ZA			F-21	3
26	VISOR SET, FR.	61140-KZZ-900	ZD			F-1	6

CRF250LA (CRF250LAH)

No.	MODEL		CRF250LAH				
	WARNA		Extreme red	Model yang berlaku		No. blok yang berlaku	No. Ref.
	KODE		R-292R	Model pertama yang berlaku	Model akhir yang berlaku		
	Nama parts berwarna	No. dasar part	R292				
1	BODY COMP., FRAME	50100-KZZ-G40	ZA			F-39	4
2	BODY COMP., RR. FRAME	50200-KZZ-D20	ZB			F-39	6
3	BRIDGE COMP., FORK TOP	53300-KZZ-J00	ZA			F-7	10
4	COVER SET, L. SIDE	83600-KZZ-D10	ZA			F-24	5
5	COVER SET, R. SIDE	83500-KZZ-D10	ZA			F-24	3
6	COVER, FR. MUFFLER	18360-KZZ-D20	ZA			F-27	10
7	COVER, TOOL BOX	83602-KZZ-900	ZB			F-24	6
8	FENDER SET, RR.	80010-KZZ-D10	ZC			F-34	6
9	FENDER SUB ASSY., FR.	61200-KZZ-900	ZB			F-10	3
10	MARK, HONDA	86101-KZZ-900	ZC			F-50	1
11	MARK, HONDA	86102-KZZ-L30	ZA			F-50	2
12	PROTECTOR, L. FR. FORK	51620-KZZ-J80	ZC			F-11	23
13	PROTECTOR, R. FR. FORK	51610-KZZ-D20	ZC			F-11	22
14	RING, FR. PULSER	44515-KZZ-J80	ZB			F-14-20	17
15	SEAT ASSY., DOUBLE	77200-KZZ-900	ZD			F-23	1
16	SHROUD SET, L. FR.	19090-KZZ-D10	ZA			F-22	3
17	SHROUD SET, L. RR.	19095-KZZ-D10	ZA			F-22	4
18	SHROUD SET, R. FR.	19070-KZZ-D10	ZA			F-22	1

## CRF250LA (CRF250LAH)

No.	MODEL		CRF250LAH				
	WARNA		Extreme red	Model yang berlaku		No. blok yang berlaku	No. Ref.
	KODE		R-292R				
	Nama parts berwarna	No. dasar part	R292	Model pertama yang berlaku	Model akhir yang berlaku		
19	SHROUD SET, R. RR.	19075-KZZ-D10	ZA			F-22	2
20	STRIPE, L. FR. SHROUD	86192-KZZ-D10	ZA			F-50	4
21	STRIPE, L. RR. SHROUD	86194-KZZ-D10	ZA			F-50	6
22	STRIPE, L. SIDE COVER	86832-KZZ-D10	ZA			F-50	8
23	STRIPE, R. FR. SHROUD	86191-KZZ-D10	ZA			F-50	3
24	STRIPE, R. RR. SHROUD	86193-KZZ-D10	ZA			F-50	5
25	STRIPE, R. SIDE COVER	86831-KZZ-D10	ZA			F-50	7
26	TANK ASSY., FUEL	17500-KZZ-D20	ZA			F-21	3
27	VISOR SET, FR.	61140-KZZ-900	ZD			F-1	6

CRF250RL (CRF250RLH).....IN

No.	MODEL		CRF250RLH				
	WARNA		Extreme red	Model yang berlaku		No. blok yang berlaku	No. Ref.
	KODE		R-292R	Model pertama yang berlaku	Model akhir yang berlaku		
	Nama parts berwarna	No. dasar part	R292				
1	BODY COMP., FRAME	50100-KZZ-J00	ZB			F-39	4
2	BODY COMP., RR. FRAME	50200-KZZ-J00	ZB			F-39	6
3	BRIDGE COMP., FORK TOP	53300-KZZ-J00	ZC			F-7	10
4	COVER SET, HEADLIGHT	61140-KZZ-J00	ZA			F-1-1	4
5	COVER SET, L. SIDE	83600-KZZ-J00	ZA			F-24-1	9
6	COVER SET, R. SIDE	83500-KZZ-J00	ZA			F-24-1	3
7	COVER, TOOL BOX	83602-KZZ-J00	ZA			F-24-1	10
8	COWL ASSY., L. MIDDLE	64400-KZZ-J00	ZB			F-45	5
9	COWL ASSY., R. MIDDLE	64300-KZZ-J00	ZC			F-45	3
10	COWL, FR. UNDER	50375-KZZ-J00	ZA			F-45	2
11	FENDER SET, FR.	61000-KZZ-J00	ZB			F-10	1
12	FENDER SET, RR.	80010-KZZ-J00	ZB			F-34	6
13	MARK, HONDA	86102-KZZ-900	ZC			F-50-1	1
14	PROTECTOR, L. FR. FORK	51620-KZZ-D20	ZA			F-11	23
15	PROTECTOR, R. FR. FORK	51610-KZZ-D20	ZA			F-11	22
16	SEAT ASSY., DOUBLE	77200-KZZ-900	ZD			F-23	1
17	SHROUD SET, L. FR.	19090-KZZ-J00	ZA			F-22-1	4
18	SHROUD SET, R. FR.	19070-KZZ-J00	ZA			F-22-1	3



## CRF250RL (CRF250RLH).....IN

No.	MODEL		CRF250RLH				
	WARNA		Extreme red	Model yang berlaku		No. blok yang berlaku	No. Ref.
	KODE		R-292R				
	Nama parts berwarna	No. dasar part	R292	Model pertama yang berlaku	Model akhir yang berlaku		
19	SHROUD, L. RR.	19045-KZZ-J00	ZA			F-22-1	2
20	SHROUD, R. RR.	19035-KZZ-J00	ZA			F-22-1	1
21	STRIPE A, L. FR. SHROUD	86192-KZZ-J00	ZA			F-50-1	5
22	STRIPE A, L. MIDDLE COWL	86642-KZZ-J00	ZA			F-50-1	10
23	STRIPE A, R. FR. SHROUD	86191-KZZ-J00	ZA			F-50-1	4
24	STRIPE A, R. MIDDLE COWL	86641-KZZ-J00	ZA			F-50-1	9
25	STRIPE B, L. FR. SHROUD	86194-KZZ-J00	ZA			F-50-1	7
26	STRIPE B, L. MIDDLE COWL	86644-KZZ-J00	ZA			F-50-1	12
27	STRIPE B, R. FR. SHROUD	86193-KZZ-J00	ZA			F-50-1	6
28	STRIPE B, R. MIDDLE COWL	86643-KZZ-J00	ZA			F-50-1	11
29	STRIPE C, L. MIDDLE COWL	86646-KZZ-J00	ZA			F-50-1	14
30	STRIPE C, R. MIDDLE COWL	86645-KZZ-J00	ZA			F-50-1	13
31	STRIPE D, L. MIDDLE COWL	86648-KZZ-J00	ZA			F-50-1	16
32	STRIPE D, R. MIDDLE COWL	86647-KZZ-J00	ZA			F-50-1	15
33	STRIPE, FR. FENDER	86611-KZZ-J00	ZA			F-50-1	8
34	STRIPE, L. FUEL TANK	86172-KZZ-J00	ZA			F-50-1	23
35	STRIPE, L. RR. FENDER	86804-KZZ-J00	ZA			F-50-1	19
36	STRIPE, L. SIDE COVER	86832-KZZ-J00	ZA			F-50-1	21

CRF250RL (CRF250RLH).....IN

No.	MODEL		CRF250RLH				
	WARNA		Extreme red	Model yang berlaku		No. blok yang berlaku	No. Ref.
	KODE		R-292R				
	Nama parts berwarna	No. dasar part	R292	Model pertama yang berlaku	Model akhir yang berlaku		
37	STRIPE, R. FUEL TANK	86171-KZZ-J00	ZA			F-50-1	22
38	STRIPE, R. RR. FENDER	86803-KZZ-J00	ZA			F-50-1	18
39	STRIPE, R. SIDE COVER	86831-KZZ-J00	ZA			F-50-1	20
40	STRIPE, RR. FENDER	86801-KZZ-J00	ZA			F-50-1	17
41	TANK ASSY., FUEL	17500-KZZ-J00	ZA			F-21-1	4

## CRF250RL (CRF250RLH).....LA,PH

No.	MODEL		CRF250RLH				
	WARNA		Extreme red	Model yang berlaku		No. blok yang berlaku	No. Ref.
	KODE		R-292R				
	Nama parts berwarna	No. dasar part	R292	Model pertama yang berlaku	Model akhir yang berlaku		
1	BODY COMP., FRAME	50100-KZZ-J00	ZB			F-39	4
2	BODY COMP., RR. FRAME	50200-KZZ-J00	ZB			F-39	6
3	BRIDGE COMP., FORK TOP	53300-KZZ-J00	ZC			F-7	10
4	COVER SET, HEADLIGHT	61140-KZZ-J00	ZA			F-1-1	4
5	COVER SET, L. SIDE	83600-KZZ-J00	ZA			F-24-1	9
6	COVER SET, R. SIDE	83500-KZZ-J00	ZA			F-24-1	3
7	COVER, TOOL BOX	83602-KZZ-J00	ZA			F-24-1	10
8	COWL ASSY., L. MIDDLE	64400-KZZ-J00	ZB			F-45	5
9	COWL ASSY., R. MIDDLE	64300-KZZ-J00	ZC			F-45	3
10	COWL, FR. UNDER	50375-KZZ-J00	ZA			F-45	2
11	FENDER SET, FR.	61000-KZZ-J00	ZB			F-10	1
12	FENDER SET, RR.	80010-KZZ-J00	ZB			F-34	6
13	MARK, HONDA	86102-KZZ-900	ZC			F-50-1	1
14	PROTECTOR, L. FR. FORK	51620-KZZ-D20	ZA			F-11	23
15	PROTECTOR, R. FR. FORK	51610-KZZ-D20	ZA			F-11	22
16	SEAT ASSY., DOUBLE	77200-KZZ-900	ZD			F-23	1
17	SHROUD SET, L. FR.	19090-KZZ-J00	ZA			F-22-1	4
18	SHROUD SET, R. FR.	19070-KZZ-J00	ZA			F-22-1	3

CRF250RL (CRF250RLH).....LA,PH

No.	MODEL		CRF250RLH				
	WARNA		Extreme red	Model yang berlaku		No. blok yang berlaku	No. Ref.
	KODE		R-292R				
	Nama parts berwarna	No. dasar part	R292	Model pertama yang berlaku	Model akhir yang berlaku		
19	SHROUD, L. RR.	19045-KZZ-J00	ZA			F-22-1	2
20	SHROUD, R. RR.	19035-KZZ-J00	ZA			F-22-1	1
21	STRIPE A, L. FR. SHROUD	86192-KZZ-J00	ZA			F-50-1	5
22	STRIPE A, L. MIDDLE COWL	86642-KZZ-J00	ZA			F-50-1	10
23	STRIPE A, R. FR. SHROUD	86191-KZZ-J00	ZA			F-50-1	4
24	STRIPE A, R. MIDDLE COWL	86641-KZZ-J00	ZA			F-50-1	9
25	STRIPE B, L. FR. SHROUD	86194-KZZ-J00	ZA			F-50-1	7
26	STRIPE B, L. MIDDLE COWL	86644-KZZ-J00	ZA			F-50-1	12
27	STRIPE B, R. FR. SHROUD	86193-KZZ-J00	ZA			F-50-1	6
28	STRIPE B, R. MIDDLE COWL	86643-KZZ-J00	ZA			F-50-1	11
29	STRIPE C, L. MIDDLE COWL	86646-KZZ-J00	ZA			F-50-1	14
30	STRIPE C, R. MIDDLE COWL	86645-KZZ-J00	ZA			F-50-1	13
31	STRIPE D, L. MIDDLE COWL	86648-KZZ-J00	ZA			F-50-1	16
32	STRIPE D, R. MIDDLE COWL	86647-KZZ-J00	ZA			F-50-1	15
33	STRIPE, FR. FENDER	86611-KZZ-J00	ZA			F-50-1	8
34	STRIPE, L. FUEL TANK	86172-KZZ-J00	ZA			F-50-1	23
35	STRIPE, L. RR. FENDER	86804-KZZ-J00	ZA			F-50-1	19
36	STRIPE, L. SIDE COVER	86832-KZZ-J00	ZA			F-50-1	21

## CRF250RL (CRF250RLH).....LA,PH

No.	MODEL		CRF250RLH				
	WARNA		Extreme red	Model yang berlaku		No. blok yang berlaku	No. Ref.
	KODE		R-292R				
	Nama parts berwarna	No. dasar part	R292	Model pertama yang berlaku	Model akhir yang berlaku		
37	STRIPE, R. FUEL TANK	86171-KZZ-J00	ZA			F-50-1	22
38	STRIPE, R. RR. FENDER	86803-KZZ-J00	ZA			F-50-1	18
39	STRIPE, R. SIDE COVER	86831-KZZ-J00	ZA			F-50-1	20
40	STRIPE, RR. FENDER	86801-KZZ-J00	ZA			F-50-1	17
41	TANK ASSY., FUEL	17500-KZZ-J00	ZA			F-21-1	4

CRF250RL (CRF250RLJ).....IN

No.	MODEL		CRF250RLJ				
	WARNA		Extreme red	Model yang berlaku		No. blok yang berlaku	No. Ref.
	KODE		R-292R				
	Nama parts berwarna	No. dasar part	R292	Model pertama yang berlaku	Model akhir yang berlaku		
1	BODY COMP., FRAME	50100-KZZ-J00	ZB			F-39	4
2	BODY COMP., RR. FRAME	50200-KZZ-J00	ZB			F-39	6
3	BRIDGE COMP., FORK TOP	53300-KZZ-J00	ZC			F-7	10
4	COVER SET, HEADLIGHT	61140-KZZ-J00	ZA			F-1-1	4
5	COVER SET, L. SIDE	83600-KZZ-J00	ZC			F-24-1	9
6	COVER SET, R. SIDE	83500-KZZ-J00	ZA			F-24-1	3
7	COVER, TOOL BOX	83602-KZZ-J00	ZA			F-24-1	10
8	COWL ASSY., L. MIDDLE	64400-KZZ-J00	ZB			F-45	5
9	COWL ASSY., R. MIDDLE	64300-KZZ-J00	ZC			F-45	3
10	COWL, FR. UNDER	50375-KZZ-J00	ZA			F-45	2
11	FENDER SET, FR.	61000-KZZ-J00	ZB			F-10	1
12	FENDER SET, RR.	80010-KZZ-J00	ZB			F-34	6
13	MARK, HONDA	86102-KZZ-900	ZC			F-50-1	1
14	PROTECTOR, L. FR. FORK	51620-KZZ-D20	ZA			F-11	23
15	PROTECTOR, R. FR. FORK	51610-KZZ-D20	ZA			F-11	22
16	SEAT ASSY., DOUBLE	77200-KZZ-900	ZD			F-23	1
17	SHROUD SET, L. FR.	19090-KZZ-J00	ZA			F-22-1	4
18	SHROUD SET, R. FR.	19070-KZZ-J00	ZA			F-22-1	3

## CRF250RL (CRF250RLJ).....IN

No.	MODEL		CRF250RLJ				
	WARNA		Extreme red	Model yang berlaku		No. blok yang berlaku	No. Ref.
	KODE		R-292R				
	Nama parts berwarna	No. dasar part	R292	Model pertama yang berlaku	Model akhir yang berlaku		
19	SHROUD, L. RR.	19045-KZZ-J00	ZA			F-22-1	2
20	SHROUD, R. RR.	19035-KZZ-J00	ZA			F-22-1	1
21	STRIPE A, L. FR. SHROUD	86192-KZZ-J00	ZA			F-50-1	5
22	STRIPE A, L. MIDDLE COWL	86642-KZZ-J00	ZA			F-50-1	10
23	STRIPE A, R. FR. SHROUD	86191-KZZ-J00	ZA			F-50-1	4
24	STRIPE A, R. MIDDLE COWL	86641-KZZ-J00	ZA			F-50-1	9
25	STRIPE B, L. FR. SHROUD	86194-KZZ-J00	ZA			F-50-1	7
26	STRIPE B, L. MIDDLE COWL	86644-KZZ-J00	ZA			F-50-1	12
27	STRIPE B, R. FR. SHROUD	86193-KZZ-J00	ZA			F-50-1	6
28	STRIPE B, R. MIDDLE COWL	86643-KZZ-J00	ZA			F-50-1	11
29	STRIPE C, L. MIDDLE COWL	86646-KZZ-J00	ZA			F-50-1	14
30	STRIPE C, R. MIDDLE COWL	86645-KZZ-J00	ZA			F-50-1	13
31	STRIPE D, L. MIDDLE COWL	86648-KZZ-J00	ZA			F-50-1	16
32	STRIPE D, R. MIDDLE COWL	86647-KZZ-J00	ZA			F-50-1	15
33	STRIPE, FR. FENDER	86611-KZZ-J00	ZA			F-50-1	8
34	STRIPE, L. FUEL TANK	86172-KZZ-J00	ZA			F-50-1	23
35	STRIPE, L. RR. FENDER	86804-KZZ-J00	ZA			F-50-1	19

CRF250RL (CRF250RLJ).....IN

No.	MODEL		CRF250RLJ				
	WARNA		Extreme red	Model yang berlaku		No. blok yang berlaku	No. Ref.
	KODE		R-292R				
	Nama parts berwarna	No. dasar part	R292	Model pertama yang berlaku	Model akhir yang berlaku		
36	STRIPE, L. SIDE COVER	86832-KZZ-J00	ZA			F-50-1	21
37	STRIPE, R. FUEL TANK	86171-KZZ-J00	ZA			F-50-1	22
38	STRIPE, R. RR. FENDER	86803-KZZ-J00	ZA			F-50-1	18
39	STRIPE, R. SIDE COVER	86831-KZZ-J00	ZA			F-50-1	20
40	STRIPE, RR. FENDER	86801-KZZ-J00	ZA			F-50-1	17
41	TANK ASSY., FUEL	17500-KZZ-J00	ZA			F-21-1	4



## CRF250RL (CRF250RLJ).....LA,PH

No.	MODEL		CRF250RLJ					
	WARNA		Extreme red	Black	Model yang berlaku		No. blok yang berlaku	No. Ref.
	KODE		R-292R	NH-1	Model pertama yang berlaku	Model akhir yang berlaku		
	Nama parts berwarna	No. dasar part	R292	NH1				
1	BODY COMP., FRAME	50100-KZZ-J00	ZB	ZB			F-39	4
2	BODY COMP., RR. FRAME	50200-KZZ-J00	ZB	ZB			F-39	6
3	BRIDGE COMP., FORK TOP	53300-KZZ-J00	ZC	ZC			F-7	10
4	COVER SET, HEADLIGHT	61140-KZZ-J00	ZA	ZA			F-1-1	4
5	COVER SET, L. SIDE	83600-KZZ-J00	ZC	-			F-24-1	9
6	COVER SET, L. SIDE	83600-KZZ-M20	-	ZA			F-24-1	9
7	COVER SET, R. SIDE	83500-KZZ-J00	ZA	-			F-24-1	3
8	COVER SET, R. SIDE	83500-KZZ-M20	-	ZA			F-24-1	3
9	COVER, TOOL BOX	83602-KZZ-J00	ZA	ZB			F-24-1	10
10	COWL ASSY., L. MIDDLE	64400-KZZ-J00	ZB	-			F-45	5
11	COWL ASSY., L. MIDDLE	64400-KZZ-M20	-	ZA			F-45	5
12	COWL ASSY., R. MIDDLE	64300-KZZ-J00	ZC	-			F-45	3
13	COWL ASSY., R. MIDDLE	64300-KZZ-M20	-	ZA			F-45	3
14	COWL, FR. UNDER	50375-KZZ-J00	ZA	ZA			F-45	2
15	FENDER SET, FR.	61000-KZZ-J00	ZB	-			F-10	1
16	FENDER SET, FR.	61000-KZZ-M20	-	ZA			F-10	1
17	FENDER SET, RR.	80010-KZZ-J00	ZB	-			F-34	6
18	FENDER SET, RR.	80010-KZZ-M20	-	ZB			F-34	6

CRF250RL (CRF250RLJ).....LA,PH

No.	MODEL		CRF250RLJ					
	WARNA		Extreme red	Black	Model yang berlaku		No. blok yang berlaku	No. Ref.
	KODE		R-292R	NH-1	Model pertama yang berlaku	Model akhir yang berlaku		
	Nama parts berwarna	No. dasar part	R292	NH1				
19	MARK, HONDA	86102-KZZ-900	ZC	ZC			F-50-1	1
20	PROTECTOR, L. FR. FORK	51620-KZZ-D20	ZA	ZD			F-11	23
21	PROTECTOR, R. FR. FORK	51610-KZZ-D20	ZA	ZD			F-11	22
22	SEAT ASSY., DOUBLE	77200-KZZ-900	ZD	-			F-23	1
23	SEAT ASSY., DOUBLE	77200-KZZ-A20	-	ZA			F-23	1
24	SHROUD SET, L. FR.	19090-KZZ-J00	ZA	-			F-22-1	4
25	SHROUD SET, L. FR.	19090-KZZ-M20	-	ZA			F-22-1	4
26	SHROUD SET, R. FR.	19070-KZZ-J00	ZA	-			F-22-1	3
27	SHROUD SET, R. FR.	19070-KZZ-M20	-	ZA			F-22-1	3
28	SHROUD, L. RR.	19045-KZZ-J00	ZA	ZA			F-22-1	2
29	SHROUD, R. RR.	19035-KZZ-J00	ZA	ZA			F-22-1	1
30	STRIPE A, L. FR. SHROUD	86192-KZZ-J00	ZA	-			F-50-1	5
31	STRIPE A, L. FR. SHROUD	86192-KZZ-M20	-	ZA			F-50-1	5
32	STRIPE A, L. MIDDLE COWL	86642-KZZ-J00	ZA	-			F-50-1	10
33	STRIPE A, L. MIDDLE COWL	86642-KZZ-M20	-	ZA			F-50-1	10
34	STRIPE A, R. FR. SHROUD	86191-KZZ-J00	ZA	-			F-50-1	4
35	STRIPE A, R. FR. SHROUD	86191-KZZ-M20	-	ZA			F-50-1	4
36	STRIPE A, R. MIDDLE COWL	86641-KZZ-J00	ZA	-			F-50-1	9



## CRF250RL (CRF250RLJ).....LA,PH

No.	MODEL		CRF250RLJ					
	WARNA		Extreme red	Black	Model yang berlaku		No. blok yang berlaku	No. Ref.
	KODE		R-292R	NH-1	Model pertama yang berlaku	Model akhir yang berlaku		
	Nama parts berwarna	No. dasar part	R292	NH1				
37	STRIPE A, R. MIDDLE COWL	86641-KZZ-M20	-	ZA			F-50-1	9
38	STRIPE B, L. FR. SHROUD	86194-KZZ-J00	ZA	-			F-50-1	7
39	STRIPE B, L. FR. SHROUD	86194-KZZ-M20	-	ZA			F-50-1	7
40	STRIPE B, L. MIDDLE COWL	86644-KZZ-J00	ZA	-			F-50-1	12
41	STRIPE B, L. MIDDLE COWL	86644-KZZ-M20	-	ZA			F-50-1	12
42	STRIPE B, R. FR. SHROUD	86193-KZZ-J00	ZA	-			F-50-1	6
43	STRIPE B, R. FR. SHROUD	86193-KZZ-M20	-	ZA			F-50-1	6
44	STRIPE B, R. MIDDLE COWL	86643-KZZ-J00	ZA	-			F-50-1	11
45	STRIPE B, R. MIDDLE COWL	86643-KZZ-M20	-	ZA			F-50-1	11
46	STRIPE C, L. MIDDLE COWL	86646-KZZ-J00	ZA	-			F-50-1	14
47	STRIPE C, L. MIDDLE COWL	86646-KZZ-M20	-	ZA			F-50-1	14
48	STRIPE C, R. MIDDLE COWL	86645-KZZ-J00	ZA	-			F-50-1	13
49	STRIPE C, R. MIDDLE COWL	86645-KZZ-M20	-	ZA			F-50-1	13
50	STRIPE D, L. MIDDLE COWL	86648-KZZ-J00	ZA	-			F-50-1	16
51	STRIPE D, L. MIDDLE COWL	86648-KZZ-M20	-	ZA			F-50-1	16
52	STRIPE D, R. MIDDLE COWL	86647-KZZ-J00	ZA	-			F-50-1	15
53	STRIPE D, R. MIDDLE COWL	86647-KZZ-M20	-	ZA			F-50-1	15
54	STRIPE, FR. FENDER	86611-KZZ-J00	ZA	-			F-50-1	8

CRF250RL (CRF250RLJ).....LA,PH

No.	MODEL		CRF250RLJ					
	WARNA		Extreme red	Black	Model yang berlaku		No. blok yang berlaku	No. Ref.
	KODE		R-292R	NH-1	Model pertama yang berlaku	Model akhir yang berlaku		
	Nama parts berwarna	No. dasar part	R292	NH1				
55	STRIPE, FR. FENDER	86611-KZZ-M20	-	ZA			F-50-1	8
56	STRIPE, L. FUEL TANK	86172-KZZ-J00	ZA	-			F-50-1	23
57	STRIPE, L. FUEL TANK	86172-KZZ-M20	-	ZA			F-50-1	23
58	STRIPE, L. RR. FENDER	86804-KZZ-J00	ZA	-			F-50-1	19
59	STRIPE, L. RR. FENDER	86804-KZZ-M20	-	ZA			F-50-1	19
60	STRIPE, L. SIDE COVER	86832-KZZ-J00	ZA	-			F-50-1	21
61	STRIPE, L. SIDE COVER	86832-KZZ-M20	-	ZA			F-50-1	21
62	STRIPE, R. FUEL TANK	86171-KZZ-J00	ZA	-			F-50-1	22
63	STRIPE, R. FUEL TANK	86171-KZZ-M20	-	ZA			F-50-1	22
64	STRIPE, R. RR. FENDER	86803-KZZ-J00	ZA	-			F-50-1	18
65	STRIPE, R. RR. FENDER	86803-KZZ-M20	-	ZA			F-50-1	18
66	STRIPE, R. SIDE COVER	86831-KZZ-J00	ZA	-			F-50-1	20
67	STRIPE, R. SIDE COVER	86831-KZZ-M20	-	ZA			F-50-1	20
68	STRIPE, RR. FENDER	86801-KZZ-J00	ZA	-			F-50-1	17
69	STRIPE, RR. FENDER	86801-KZZ-M20	-	ZA			F-50-1	17
70	TANK ASSY., FUEL	17500-KZZ-J00	ZA	-			F-21-1	4
71	TANK ASSY., FUEL	17500-KZZ-M20	-	ZA			F-21-1	4



## CRF250RLA (CRF250RLAH)

No.	MODEL		CRF250RLAH				
	WARNA		Extreme red	Model yang berlaku		No. blok yang berlaku	No. Ref.
	KODE		R-292R				
	Nama parts berwarna	No. dasar part	R292	Model pertama yang berlaku	Model akhir yang berlaku		
1	BODY COMP., FRAME	50100-KZZ-J80	ZB			F-39	4
2	BODY COMP., RR. FRAME	50200-KZZ-J00	ZB			F-39	6
3	BRIDGE COMP., FORK TOP	53300-KZZ-J00	ZC			F-7	10
4	COVER SET, HEADLIGHT	61140-KZZ-J00	ZA			F-1-1	4
5	COVER SET, L. SIDE	83600-KZZ-J00	ZA			F-24-1	9
6	COVER SET, R. SIDE	83500-KZZ-J00	ZA			F-24-1	3
7	COVER, TOOL BOX	83602-KZZ-J00	ZA			F-24-1	10
8	COWL ASSY., L. MIDDLE	64400-KZZ-J00	ZB			F-45	5
9	COWL ASSY., R. MIDDLE	64300-KZZ-J00	ZC			F-45	3
10	COWL, FR. UNDER	50375-KZZ-J00	ZA			F-45	2
11	FENDER SET, FR.	61000-KZZ-J00	ZB			F-10	1
12	FENDER SET, RR.	80010-KZZ-J00	ZB			F-34	6
13	MARK, HONDA	86102-KZZ-900	ZC			F-50-1	1
14	PROTECTOR, L. FR. FORK	51620-KZZ-J80	ZA			F-11	23
15	PROTECTOR, R. FR. FORK	51610-KZZ-D20	ZA			F-11	22
16	RING, FR. PULSER	44515-KZZ-J80	ZA			F-14-20	17
17	SEAT ASSY., DOUBLE	77200-KZZ-900	ZD			F-23	1
18	SHROUD SET, L. FR.	19090-KZZ-J00	ZA			F-22-1	4

CRF250RLA (CRF250RLAH)

No.	MODEL		CRF250RLAH				
	WARNA		Extreme red	Model yang berlaku		No. blok yang berlaku	No. Ref.
	KODE		R-292R				
	Nama parts berwarna	No. dasar part	R292	Model pertama yang berlaku	Model akhir yang berlaku		
19	SHROUD SET, R. FR.	19070-KZZ-J00	ZA			F-22-1	3
20	SHROUD, L. RR.	19045-KZZ-J00	ZA			F-22-1	2
21	SHROUD, R. RR.	19035-KZZ-J00	ZA			F-22-1	1
22	STRIPE A, L. FR. SHROUD	86192-KZZ-J00	ZA			F-50-1	5
23	STRIPE A, L. MIDDLE COWL	86642-KZZ-J00	ZA			F-50-1	10
24	STRIPE A, R. FR. SHROUD	86191-KZZ-J00	ZA			F-50-1	4
25	STRIPE A, R. MIDDLE COWL	86641-KZZ-J00	ZA			F-50-1	9
26	STRIPE B, L. FR. SHROUD	86194-KZZ-J00	ZA			F-50-1	7
27	STRIPE B, L. MIDDLE COWL	86644-KZZ-J00	ZA			F-50-1	12
28	STRIPE B, R. FR. SHROUD	86193-KZZ-J00	ZA			F-50-1	6
29	STRIPE B, R. MIDDLE COWL	86643-KZZ-J00	ZA			F-50-1	11
30	STRIPE C, L. MIDDLE COWL	86646-KZZ-J00	ZA			F-50-1	14
31	STRIPE C, R. MIDDLE COWL	86645-KZZ-J00	ZA			F-50-1	13
32	STRIPE D, L. MIDDLE COWL	86648-KZZ-J00	ZA			F-50-1	16
33	STRIPE D, R. MIDDLE COWL	86647-KZZ-J00	ZA			F-50-1	15
34	STRIPE, FR. FENDER	86611-KZZ-J00	ZA			F-50-1	8
35	STRIPE, L. FUEL TANK	86172-KZZ-J00	ZA			F-50-1	23
36	STRIPE, L. RR. FENDER	86804-KZZ-J00	ZA			F-50-1	19

## CRF250RLA (CRF250RLAH)

No.	MODEL		CRF250RLAH				
	WARNA		Extreme red	Model yang berlaku		No. blok yang berlaku	No. Ref.
	KODE		R-292R				
	Nama parts berwarna	No. dasar part	R292	Model pertama yang berlaku	Model akhir yang berlaku		
37	STRIPE, L. SIDE COVER	86832-KZZ-J00	ZA			F-50-1	21
38	STRIPE, R. FUEL TANK	86171-KZZ-J00	ZA			F-50-1	22
39	STRIPE, R. RR. FENDER	86803-KZZ-J00	ZA			F-50-1	18
40	STRIPE, R. SIDE COVER	86831-KZZ-J00	ZA			F-50-1	20
41	STRIPE, RR. FENDER	86801-KZZ-J00	ZA			F-50-1	17
42	TANK ASSY., FUEL	17500-KZZ-J00	ZA			F-21-1	4

CRF250RLA (CRF250RLAJ)

No.	MODEL		CRF250RLAJ					
	WARNA		Extreme red	Black	Model yang berlaku		No. blok yang berlaku	No. Ref.
	KODE		R-292R	NH-1	Model pertama yang berlaku	Model akhir yang berlaku		
	Nama parts berwarna	No. dasar part	R292	NH1				
1	BODY COMP., FRAME	50100-KZZ-J80	ZB	ZB			F-39	4
2	BODY COMP., RR. FRAME	50200-KZZ-J00	ZB	ZB			F-39	6
3	BRIDGE COMP., FORK TOP	53300-KZZ-J00	ZC	ZC			F-7	10
4	COVER SET, HEADLIGHT	61140-KZZ-J00	ZA	ZA			F-1-1	4
5	COVER SET, L. SIDE	83600-KZZ-J00	ZC	-			F-24-1	9
6	COVER SET, L. SIDE	83600-KZZ-M20	-	ZA			F-24-1	9
7	COVER SET, R. SIDE	83500-KZZ-J00	ZA	-			F-24-1	3
8	COVER SET, R. SIDE	83500-KZZ-M20	-	ZA			F-24-1	3
9	COVER, TOOL BOX	83602-KZZ-J00	ZA	ZB			F-24-1	10
10	COWL ASSY., L. MIDDLE	64400-KZZ-J00	ZB	-			F-45	5
11	COWL ASSY., L. MIDDLE	64400-KZZ-M20	-	ZA			F-45	5
12	COWL ASSY., R. MIDDLE	64300-KZZ-J00	ZC	-			F-45	3
13	COWL ASSY., R. MIDDLE	64300-KZZ-M20	-	ZA			F-45	3
14	COWL, FR. UNDER	50375-KZZ-J00	ZA	ZA			F-45	2
15	FENDER SET, FR.	61000-KZZ-J00	ZB	-			F-10	1
16	FENDER SET, FR.	61000-KZZ-M20	-	ZA			F-10	1
17	FENDER SET, RR.	80010-KZZ-J00	ZB	-			F-34	6
18	FENDER SET, RR.	80010-KZZ-M20	-	ZB			F-34	6



## CRF250RLA (CRF250RLAJ)

No.	MODEL		CRF250RLAJ					
	WARNA		Extreme red	Black	Model yang berlaku		No. blok yang berlaku	No. Ref.
	KODE		R-292R	NH-1	Model pertama yang berlaku	Model akhir yang berlaku		
	Nama parts berwarna	No. dasar part	R292	NH1				
19	MARK, HONDA	86102-KZZ-900	ZC	ZC			F-50-1	1
20	PROTECTOR, L. FR. FORK	51620-KZZ-J80	ZA	ZD			F-11	23
21	PROTECTOR, R. FR. FORK	51610-KZZ-D20	ZA	ZD			F-11	22
22	RING, FR. PULSER	44515-KZZ-J80	ZA	ZA			F-14-20	17
23	SEAT ASSY., DOUBLE	77200-KZZ-900	ZD	-			F-23	1
24	SEAT ASSY., DOUBLE	77200-KZZ-A20	-	ZA			F-23	1
25	SHROUD SET, L. FR.	19090-KZZ-J00	ZA	-			F-22-1	4
26	SHROUD SET, L. FR.	19090-KZZ-M20	-	ZA			F-22-1	4
27	SHROUD SET, R. FR.	19070-KZZ-J00	ZA	-			F-22-1	3
28	SHROUD SET, R. FR.	19070-KZZ-M20	-	ZA			F-22-1	3
29	SHROUD, L. RR.	19045-KZZ-J00	ZA	ZA			F-22-1	2
30	SHROUD, R. RR.	19035-KZZ-J00	ZA	ZA			F-22-1	1
31	STRIPE A, L. FR. SHROUD	86192-KZZ-J00	ZA	-			F-50-1	5
32	STRIPE A, L. FR. SHROUD	86192-KZZ-M20	-	ZA			F-50-1	5
33	STRIPE A, L. MIDDLE COWL	86642-KZZ-J00	ZA	-			F-50-1	10
34	STRIPE A, L. MIDDLE COWL	86642-KZZ-M20	-	ZA			F-50-1	10
35	STRIPE A, R. FR. SHROUD	86191-KZZ-J00	ZA	-			F-50-1	4
36	STRIPE A, R. FR. SHROUD	86191-KZZ-M20	-	ZA			F-50-1	4

CRF250RLA (CRF250RLAJ)

No.	MODEL		CRF250RLAJ					
	WARNA		Extreme red	Black	Model yang berlaku		No. blok yang berlaku	No. Ref.
	KODE		R-292R	NH-1	Model pertama yang berlaku	Model akhir yang berlaku		
	Nama parts berwarna	No. dasar part	R292	NH1				
37	STRIPE A, R. MIDDLE COWL	86641-KZZ-J00	ZA	-			F-50-1	9
38	STRIPE A, R. MIDDLE COWL	86641-KZZ-M20	-	ZA			F-50-1	9
39	STRIPE B, L. FR. SHROUD	86194-KZZ-J00	ZA	-			F-50-1	7
40	STRIPE B, L. FR. SHROUD	86194-KZZ-M20	-	ZA			F-50-1	7
41	STRIPE B, L. MIDDLE COWL	86644-KZZ-J00	ZA	-			F-50-1	12
42	STRIPE B, L. MIDDLE COWL	86644-KZZ-M20	-	ZA			F-50-1	12
43	STRIPE B, R. FR. SHROUD	86193-KZZ-J00	ZA	-			F-50-1	6
44	STRIPE B, R. FR. SHROUD	86193-KZZ-M20	-	ZA			F-50-1	6
45	STRIPE B, R. MIDDLE COWL	86643-KZZ-J00	ZA	-			F-50-1	11
46	STRIPE B, R. MIDDLE COWL	86643-KZZ-M20	-	ZA			F-50-1	11
47	STRIPE C, L. MIDDLE COWL	86646-KZZ-J00	ZA	-			F-50-1	14
48	STRIPE C, L. MIDDLE COWL	86646-KZZ-M20	-	ZA			F-50-1	14
49	STRIPE C, R. MIDDLE COWL	86645-KZZ-J00	ZA	-			F-50-1	13
50	STRIPE C, R. MIDDLE COWL	86645-KZZ-M20	-	ZA			F-50-1	13
51	STRIPE D, L. MIDDLE COWL	86648-KZZ-J00	ZA	-			F-50-1	16
52	STRIPE D, L. MIDDLE COWL	86648-KZZ-M20	-	ZA			F-50-1	16
53	STRIPE D, R. MIDDLE COWL	86647-KZZ-J00	ZA	-			F-50-1	15
54	STRIPE D, R. MIDDLE COWL	86647-KZZ-M20	-	ZA			F-50-1	15

## CRF250RLA (CRF250RLAJ)

No.	MODEL		CRF250RLAJ					
	WARNA		Extreme red	Black	Model yang berlaku		No. blok yang berlaku	No. Ref.
	KODE		R-292R	NH-1	Model pertama yang berlaku	Model akhir yang berlaku		
	Nama parts berwarna	No. dasar part	R292	NH1				
55	STRIPE, FR. FENDER	86611-KZZ-J00	ZA	-			F-50-1	8
56	STRIPE, FR. FENDER	86611-KZZ-M20	-	ZA			F-50-1	8
57	STRIPE, L. FUEL TANK	86172-KZZ-J00	ZA	-			F-50-1	23
58	STRIPE, L. FUEL TANK	86172-KZZ-M20	-	ZA			F-50-1	23
59	STRIPE, L. RR. FENDER	86804-KZZ-J00	ZA	-			F-50-1	19
60	STRIPE, L. RR. FENDER	86804-KZZ-M20	-	ZA			F-50-1	19
61	STRIPE, L. SIDE COVER	86832-KZZ-J00	ZA	-			F-50-1	21
62	STRIPE, L. SIDE COVER	86832-KZZ-M20	-	ZA			F-50-1	21
63	STRIPE, R. FUEL TANK	86171-KZZ-J00	ZA	-			F-50-1	22
64	STRIPE, R. FUEL TANK	86171-KZZ-M20	-	ZA			F-50-1	22
65	STRIPE, R. RR. FENDER	86803-KZZ-J00	ZA	-			F-50-1	18
66	STRIPE, R. RR. FENDER	86803-KZZ-M20	-	ZA			F-50-1	18
67	STRIPE, R. SIDE COVER	86831-KZZ-J00	ZA	-			F-50-1	20
68	STRIPE, R. SIDE COVER	86831-KZZ-M20	-	ZA			F-50-1	20
69	STRIPE, RR. FENDER	86801-KZZ-J00	ZA	-			F-50-1	17
70	STRIPE, RR. FENDER	86801-KZZ-M20	-	ZA			F-50-1	17
71	TANK ASSY., FUEL	17500-KZZ-J00	ZA	-			F-21-1	4
72	TANK ASSY., FUEL	17500-KZZ-M20	-	ZA			F-21-1	4

## Selang bahan bakar, selang untuk keperluan umum dan selang vinyl

- Selang bahan bakar, selang pemakaian umum dan selang vinyl yang standard dapat diganti dengan part borongan yang dijual dalam bentuk gulungan.
- Sewaktu memesan part pengganti untuk selang bahan bakar, selang pemakaian umum dan selang vinyl yang standard, pakailah nomor part borongan yang dicantumkan pada parts catalog dalam tanda kurung ( ) di bawah nama part, atau pakailah catalog di bawah.  
(Panjang standard part borongan adalah 1 m, akan tetapi, yang dicantumkan di dalam catalog dengan < > tersedia dalam panjang 3 m dan 8 m)
- Sewaktu akan memasang selang borongan pengganti, potong dalam panjang yang sama seperti pada part standard.  
(Untuk cara pemotongan part borongan, dan cara pemesanan dsb., bacalah manual servis dan instruksi yang diberikan pada part borongan)
- Daftar di bawah adalah catalog dari nomor part standard dan nomor part borongan. Perhatikan bahwa nomor-nomor itu hanya berlaku untuk part pengganti yang terdaftar saja.

Selang/Pipa bahan bakar			
No part standard	No. part borongan	Part borongan	
		Diameter dalam (mm)	Panjang (m)
95001-30xxx-2x	95001-30001-20M	3,0	1
95001-30xxx-3x	95001-30001-30M	3,0	1
95001-30xxx-4x	95001-30001-40M	3,0	1
95001-35xxx-2x	95001-35001-50M <95001-35003-50M>	3,5	1 3
95001-35xxx-3x	95001-35001-60M <95001-35003-60M>	3,5	1
95001-35xxx-4x	95001-35001-60M <95001-35003-60M>	3,5	1 3
95001-35xxx-5x	95001-35001-50M <95001-35003-50M>	3,5	1 3
95001-35xxx-6x	95001-35001-60M <95001-35003-60M>	3,5	1 3
95001-45xxx-2x	95001-45001-50M <95001-45003-50M>	4,5	1 3
95001-45xxx-3x	95001-45001-60M <95001-45003-60M> <95001-45008-60M>	4,5	1 3 8
95001-45xxx-4x	95001-45001-60M <95001-45003-60M> <95001-45008-60M>	4,5	1 3 8
95001-45xxx-5x	95001-45001-50M <95001-45003-50M>	4,5	1 3
95001-45xxx-6x	95001-45001-60M <95001-45003-60M> <95001-45008-60M>	4,5	1 3 8
95001-55xxx-2x	95001-55001-50M <95001-55003-50M> <95001-55008-50M>	5,5	1 3 8

Selang/Pipa bahan bakar			
No part standard	No. part borongan	Part borongan	
		Diameter dalam (mm)	Panjang (m)
95001-55xxx-3x	95001-55001-60M <95001-55003-60M> <95001-55008-60M>	5,5	1 3 8
95001-55xxx-4x	95001-55001-60M <95001-55003-60M> <95001-55008-60M>	5,5	1 3 8
95001-55xxx-5x	95001-55001-50M <95001-55003-50M> <95001-55008-50M>	5,5	1 3 8
95001-55xxx-6x	95001-55001-60M <95001-55003-60M> <95001-55008-60M>	5,5	1 3 8
95001-75xxx-2x	95001-75001-50M <95001-75003-50M>	7,5	1 3
95001-75xxx-3x	95001-75001-60M <95001-75003-60M> <95001-75008-60M>	7,5	1 3 8
95001-75xxx-4x	95001-75001-60M <95001-75003-60M> <95001-75008-60M>	7,5	1 3 8
95001-75xxx-5x	95001-75001-50M <95001-75003-50M>	7,5	1 3
95001-75xxx-6x	95001-75001-60M <95001-75003-60M> <95001-75008-60M>	7,5	1 3 8
95001-80xxx-2x	95001-80001-50M	8,0	1
95001-80xxx-3x	95001-80001-60M	8,0	1
95001-80xxx-4x	95001-80001-60M	8,0	1
95001-80xxx-5x	95001-80001-50M	8,0	1
95001-80xxx-6x	95001-80001-60M	8,0	1

Pipa vinyl				
No part standard	No. part borongan	Part borongan		
		Diameter dalam (mm)	Diameter dalam (mm)	Panjang (m)
95003-01xxx-3x	95003-01001-60M <95003-01003-60M>	2,9	6,8	1 3
95003-01xxx-60	95003-01001-60M <95003-01003-60M>	2,9	6,8	1 3
95003-03xxx-3x	95003-03001-60M <95003-03003-60M>	3,0	6,0	1 3
95003-03xxx-60	95003-03001-60M <95003-03003-60M>	3,0	6,0	1 3
95003-05xxx-3x	95003-05001-60M <95003-05003-60M> <95003-05008-60M>	3,5	6,5	1 3 8
95003-05xxx-60	95003-05001-60M <95003-05003-60M> <95003-05008-60M>	3,5	6,5	1 3 8
95003-07xxx-1x	95003-07001-10M <95003-07003-10M> <95003-07008-10M>	4,0	7,0	1 3 8
95003-07xxx-20	95003-07001-10M <95003-07003-10M> <95003-07008-10M>	4,0	7,0	1 3 8
95003-07xxx-3x	95003-07001-60M <95003-07003-60M> <95003-07008-60M>	4,0	7,0	1 3 8
95003-07xxx-60	95003-07001-60M <95003-07003-60M> <95003-07008-60M>	4,0	7,0	1 3 8
95003-07xxx-7x	95003-07001-70M <95003-07003-70M> <95003-07008-70M>	4,0	7,0	1 3 8
95003-08xxx-1x	95003-08001-10M <95003-08003-10M> <95003-08008-10M>	4,5	6,5	1 3 8
95003-09xxx-3x	95003-09001-60M <95003-09003-60M>	4,5	8,0	1 3
95003-09xxx-60	95003-09001-60M <95003-09003-60M>	4,5	8,0	1 3
95003-10xxx-1x	95003-10001-10M <95003-10003-10M>	5,0	8,0	1 3
95003-10xxx-20	95003-10001-10M <95003-10003-10M>	5,0	8,0	1
95003-10xxx-3x	95003-10001-60M <95003-10003-60M>	5,0	8,0	1 3
95003-10xxx-60	95003-10001-60M <95003-10003-60M>	5,0	8,0	1 3
95003-11xxx-3x	95003-11001-60M <95003-11003-60M> <95003-11008-60M>	5,0	9,0	1 3 8
95003-11xxx-60	95003-11001-60M <95003-11003-60M> <95003-11008-60M>	5,0	9,0	1 3 8
95003-12xxx-1x	95003-12001-10M <95003-12003-10M> <95003-12008-10M>	5,0	7,0	1 3 8
95003-12xxx-20	95003-12001-10M <95003-12003-10M> <95003-12008-10M>	5,0	7,0	1 3 8

Pipa vinyl				
No part standard	No. part borongan	Part borongan		
		Diameter dalam (mm)	Diameter dalam (mm)	Panjang (m)
95003-14xxx-1x	95003-14001-10M <95003-14003-10M>	6,0	9,0	1 3
95003-14xxx-20	95003-14001-10M <95003-14003-10M>	6,0	9,0	1 3
95003-14xxx-3x	95003-14001-60M <95003-14003-60M>	6,0	9,0	1 3
95003-17xxx-1x	95003-17001-10M <95003-17003-10M>	7,0	9,0	1 3
95003-19xxx-1x	95003-19001-10M <95003-19003-10M> <95003-19008-10M>	7,0	11,0	1 3 8
95003-19xxx-20	95003-19001-10M <95003-19003-10M> <95003-19008-10M>	7,0	11,0	1 3 8
95003-19xxx-3x	95003-19001-60M <95003-19003-60M> <95003-19008-60M>	7,0	11,0	1 3 8
95003-19xxx-60	95003-19001-60M <95003-19003-60M> <95003-19008-60M>	7,0	11,0	1 3 8
95003-21xxx-1x	95003-21001-10M <95003-21003-10M>	8,0	9,0	1
95003-21xxx-20	95003-21001-10M <95003-21003-10M>	6,0	9,0	1 3
95003-23xxx-1x	95003-23001-10M <95003-23003-10M>	8,0	12,0	1 3
95003-23xxx-20	95003-23001-10M <95003-23003-10M>	8,0	12,0	1 3
95003-23xxx-3x	95003-23001-60M <95003-23003-60M> <95003-23008-60M>	8,0	12,0	1 3 8
95003-23xxx-60	95003-23001-60M <95003-23003-60M> <95003-23008-60M>	8,0	12,0	1 3 8
95003-25xxx-1x	95003-25001-10M <95003-25003-10M>	9,0	11,0	1 3
95003-25xxx-20	95003-25001-10M <95003-25003-10M>	9,0	11,0	1 3
95003-25xxx-3x	95003-25001-60M <95003-25003-60M>	9,0	11,0	1 3
95003-25xxx-7x	95003-25001-70M <95003-25003-70M>	9,0	11,0	1 3
95003-27xxx-1x	95003-27001-10M <95003-27003-10M>	9,0	13,0	1 3
95003-27xxx-20	95003-27001-10M <95003-27003-10M>	9,0	13,0	1 3
95003-27xxx-3x	95003-27001-60M <95003-27003-60M>	9,0	13,0	1 3
95003-27xxx-60	95003-27001-60M <95003-27003-60M>	9,0	13,0	1 3
95003-33xxx-1x	95003-33001-10M <95003-33003-10M>	10,0	14,0	1 3
95003-33xxx-20	95003-33001-10M <95003-33003-10M>	10,0	14,0	1 3

Pipa vinyl				
No part standard	No. part borongan	Part borongan		
		Diameter dalam (mm)	Diameter dalam (mm)	Panjang (m)
95003-36xxx-1x	95003-36001-10M <95003-36003-10M> <95003-36008-10M>	11,0	13,0	1 3 8
95003-36xxx-20	95003-36001-10M <95003-36003-10M> <95003-36008-10M>	11,0	13,0	1 3 8
95003-37xxx-3x	95003-37001-60M <95003-37003-60M>	11,0	15,0	1 3
95003-37xxx-60	95003-37001-60M <95003-37003-60M>	11,0	15,0	1 3
95003-38xxx-1x	95003-38001-10M <95003-38003-10M>	12,0	13,0	1 3
95003-38xxx-20	95003-38001-10M <95003-38003-10M>	12,0	13,0	1 3
95003-39xxx-1x	95003-39001-10M <95003-39003-10M>	12,0	14,0	1 3
95003-39xxx-20	95003-39001-10M <95003-39003-10M>	12,0	14,0	1 3
95003-40xxx-20	95003-40001-10M <95003-40003-10M>	12,0	16,0	1 3
95003-40xxx-3x	95003-40001-60M <95003-40003-60M>	12,0	16,0	1 3
95003-40xxx-60	95003-40001-60M <95003-40003-60M>	12,0	16,0	1 3
95003-43xxx-1x	95003-43001-10M <95003-43003-10M> <95003-43008-10M>	13,0	15,0	1 3 8
95003-43xxx-20	95003-43001-10M <95003-43003-10M> <95003-43008-10M>	13,0	15,0	1 3 8
95003-45xxx-1x	95003-45001-10M <95003-45003-10M> <95003-45008-10M>	14,0	18,0	1 3 8
95003-45xxx-20	95003-45001-10M <95003-45003-10M> <95003-45008-10M>	14,0	18,0	1 3 8
95003-50xxx-1x	95003-50001-10M <95003-50003-10M>	16,0	19,0	1 3
95003-50xxx-20	95003-50001-10M <95003-50003-10M>	16,0	19,0	1 3
95003-50xxx-3x	95003-50001-60M <95003-50003-60M>	16,0	19,0	1 3
95003-55xxx-1x	95003-55001-10M <95003-55003-10M>	17,5	20,5	1 3
95003-55xxx-20	95003-55001-10M <95003-55003-10M>	17,5	20,5	1 3
95003-60xxx-1x	95003-60001-10M <95003-60003-10M>	22,0	27,0	1 3
95003-60xxx-20	95003-60001-10M <95003-60003-10M>	22,0	27,0	1 3
95003-60xxx-3x	95003-60001-60M <95003-60003-60M>	22,0	27,0	1 3
95003-60xxx-60	95003-60001-60M <95003-60003-60M>	22,0	27,0	1 3

Selang pemakaian umum			
No part standard	No. part borongan	Part borongan	
		Diameter dalam (mm)	Panjang (m)
95005-11xxx-3x	95005-11001-30M	11,0	1
95005-11xxx-5x	95005-11001-50M	11,0	1
95005-12xxx-1x	95005-12001-10M <95005-12003-10M>	12,0	1 3
95005-12xxx-2x	95005-12001-20M	12,0	1
95005-12xxx-3x	95005-12001-30M	12,0	1
95005-12xxx-5x	95005-12001-50M	12,0	1
95005-14xxx-1x	95005-14001-10M	14,0	1
95005-14xxx-2x	95005-14001-20M <95005-14003-20M>	14,0	1 3
95005-14xxx-3x	95005-14001-30M	14,0	1
95005-14xxx-5x	95005-14001-50M	14,0	1
95005-17xxx-1x	95005-17001-10M	17,0	1
95005-17xxx-2x	95005-17001-20M	17,0	1
95005-17xxx-3x	95005-17001-30M	17,0	1
95005-17xxx-5x	95005-17001-50M	17,0	1
95005-30xxx-3x	95005-30001-30M	3,0	1
95005-30xxx-5x	95005-30001-50M	3,0	1
95005-35xxx-1x	95005-35001-10M <95005-35003-10M> <95005-35008-10M>	3,5	1 3 8
95005-35xxx-2x	95005-35001-20M	3,5	1
95005-35xxx-3x	95005-35001-30M	3,5	1
95005-35xxx-4x	95005-35001-10M <95005-35003-10M> <95005-35008-10M>	3,5	1 3 8
95005-35xxx-5x	95005-35001-50M	3,5	1
95005-45xxx-1x	95005-45001-10M <95005-45003-10M> <95005-45008-10M>	4,5	1 3 8
95005-45xxx-2x	95005-45001-20M	4,5	1
95005-45xxx-3x	95005-45001-30M	4,5	1

Selang pemakaian umum			
No part standard	No. part borongan	Part borongan	
		Diameter dalam (mm)	Panjang (m)
95005-45xxx-4x	95005-45001-10M <95005-45003-10M> <95005-45008-10M>	4,5	1 3 8
95005-45xxx-5x	95005-45001-50M	4,5	1
95005-50xxx-3x	95005-50001-30M <95005-50003-30M>	5,0	1 3
95005-50xxx-5x	95005-50001-50M	5,0	1
95005-55xxx-1x	95005-55001-10M <95005-55003-10M> <95005-55008-10M>	5,3	1 3 8
95005-55xxx-2x	95005-55001-20M <95005-55003-20M>	5,3	1 3
95005-55xxx-4x	95005-55001-10M <95005-55003-10M> <95005-55008-10M>	5,3	1 3 8
95005-65xxx-1x	95005-65001-10M <95005-65003-10M>	6,5	1 3
95005-65xxx-2x	95005-65001-20M	6,5	1
95005-70xxx-3x	95005-70001-30M <95005-70003-30M>	7,0	1 3
95005-70xxx-5x	95005-70001-50M	7,0	1
95005-75xxx-1x	95005-75001-10M <95005-75003-10M>	7,3	1 3
95005-75xxx-2x	95005-75001-20M	7,3	1
95005-80xxx-1x	95005-80001-10M <95005-80003-10M>	8,0	1 3
95005-80xxx-2x	95005-80001-20M	8,0	1
95005-80xxx-3x	95005-80001-30M	8,0	1
95005-80xxx-5x	95005-80001-50M	8,0	1
95005-91xxx-3x	95005-91001-30M	12,0	1
95005-91xxx-5x	95005-91001-50M	12,0	1
95005-92xxx-3x	95005-92001-30M	12,0	1
95005-92xxx-5x	95005-92001-50M	12,0	1

CATATAN: X ditampilkan untuk mewakili angka yang dihilangkan dan huruf-huruf alfabet romawi.

**HATI-HATI : BERBAHAYA sekali apabila selang bahan bakar tertukar dengan selang pemakaian umum atau selang vinyl.**

Jangan sekali-kali menggunakan selang pemakaian umum atau selang vinyl sebagai pengganti selang bahan bakar atau sebaliknya. Selalu pakai nomor part borongan yang tepat pada parts catalog, mengikuti service manual atau instruksi-instruksi yang menyertai part borongan.

• Nomor part borongan untuk selang bahan bakar, selang pemakaian umum dan selang vinyl.

(Contoh)

9 5 0 0 1- 7 5 0 0 1- 5 0 M

Nomor part borongan: Menunjuk ke part borongan.

Kode penandaan (tipe selang): (selang bahan bakar dan selang pemakaian umum).

Ubah kode (untuk selang tambahan): (Selang vinyl)

• Menunjukkan tanda nomor atau urutan perubahan, namun, kode untuk part borongan harus benar- benar 0 (nol).

Tipe kode:

Selang bahan bakar 2: Kepangan merah di luar (dia. dalam 3 mm saja)  
 5: Kepangan hitam di dalam  
 3: Merah (dia. dalam 3 mm saja)  
 4: Abu-abu dengan garis merah (dia. dalam 3 mm saja)  
 6: Hitam

Selang vinyl 1: Tembus pandang  
 2: Hitam  
 3: Merah muda  
 6: Merah muda  
 7: Hitam pucat

Selang umum 1: Abu-abu  
 2: Abu-abu  
 3: Hitam  
 5: Hitam

Panjang: 001: 1 m (standard)  
 003: 3 m  
 008: 8 m

Kode D.D.: (selang bahan bakar dan selang pemakaian umum)

30: 3,0 mm	11: 11 mm
35: 3,5 mm	91: 12 mm (dia. luar 15) mm
45: 4,5 mm	92: 12 mm (dia. luar 16) mm
50: 5,0 mm	12: 12 mm (dia. luar 17) mm
55: 5,3 mm, 5,5 mm	14: 14 mm
65: 6,5 mm	17: 17 mm
70: 7,0 mm	
75: 7,3 mm, 7,5 mm	
80: 8,0 mm	

Kode DD./DL.: (selang vinyl)

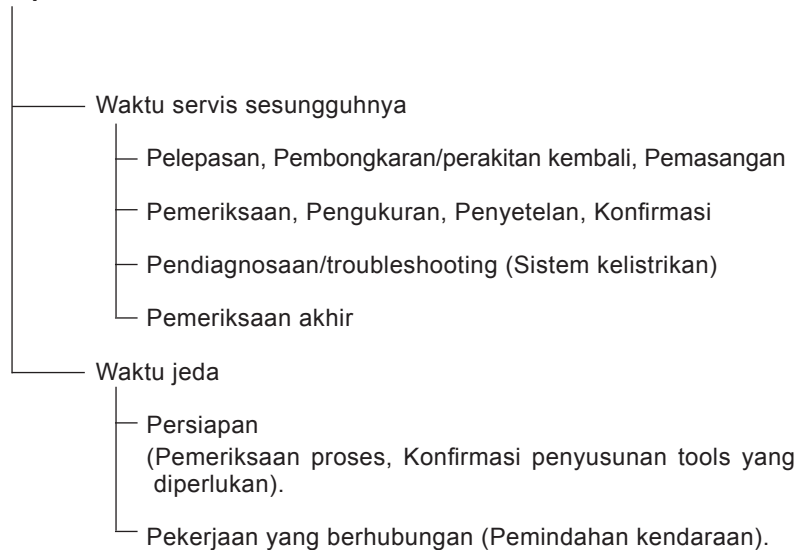
01: ID. 2,9 OD. 6,8 mm	14: ID. 6,0 OD. 9,0 mm	37: ID. 11,0 OD. 15,0 mm
03: ID. 3,0 OD. 6,0 mm	17: ID. 7,0 OD. 9,0 mm	38: ID. 12,0 OD. 13,0 mm
05: ID. 3,5 OD. 6,5 mm	19: ID. 7,0 OD. 11,0 mm	39: ID. 12,0 OD. 14,0 mm
07: ID. 4,0 OD. 7,0 mm	21: ID. 8,0 OD. 9,0 mm	40: ID. 12,0 OD. 16,0 mm
08: ID. 4,5 OD. 6,5 mm	23: ID. 8,0 OD. 12,0 mm	43: ID. 13,0 OD. 15,0 mm
09: ID. 4,5 OD. 8,0 mm	25: ID. 9,0 OD. 11,0 mm	45: ID. 14,0 OD. 18,0 mm
12: ID. 5,0 OD. 7,0 mm	27: ID. 9,0 OD. 13,0 mm	50: ID. 16,0 OD. 19,0 mm
10: ID. 5,0 OD. 8,0 mm	33: ID. 10,0 OD. 14,0 mm	55: ID. 17,5 OD. 20,5 mm
11: ID. 5,0 OD. 9,0 mm	36: ID. 11,0 OD. 13,0 mm	60: ID. 22,0 OD. 27,0 mm

Tipe selang: 1: Selang bahan bakar  
 3: Selang vinyl  
 5: Selang umum

## FLAT RATE SERVICE TIME

Flat rate service time (FRT) adalah waktu standard yang diperlukan untuk menyervis sebuah sepeda motor/skuter, yang terdaftar di dalam parts catalog ini untuk membantu AHASS mengontrol proses kerja yang sesungguhnya dan menghitung biaya servis dengan memakai FRT sebagai patokan.

### Sistem penentuan FRT



\* Waktu jeda ditentukan dengan mengalikan waktu servis sesungguhnya dengan koefisien tertentu.

### Metode Penulisan

Bagian-bagian yang diservis yang diperlihatkan di dalam teks yang tercantum dengan waktu pekerjaan part-part yang diganti sebagai subyeknya. Bagian-bagian lain yang diservis yang tidak menggunakan penggantian parts (pelepasan/pemasangan, penyetelan, pemeriksaan/pengukuran, dan pekerjaan lain) tercantum secara bersama pada bagian pendahuluan yang digolongkan menurut jenis pekerjaan.

### Standard penentuan FRT

- Sistem desimal (dalam satuan 0,1) dipakai untuk menentukan FRT oleh karena mudah untuk menghitung upah.  
Contoh: (0,1) → 6 menit, (0,2) → 12 menit  
[Ongkos jasa per jam] x [FRT] = [Upah]
- FRT ditentukan dengan tool (perkakas) tangan.
- Bagian-bagian yang diservis dan FRT dapat berubah tergantung pada pengembangan tools dan peralatan servis serta perbaikan pada prosedur servis.



**Prosedur kerja**

- Oleh karena prosedur kerja ditentukan berdasarkan waktu kerja dengan metode kerja yang diuraikan di dalam Buku Pedoman Reparasi, pakailah Buku ini sebagai pegangan.
- Pekerjaan servis yang memerlukan waktu singkat harus tetap memperhatikan keamanan pekerjaan dan garansi dari sepeda motor/skuter dalam penentuan bagian-bagian yang diservis yang tidak dimuat di dalam Buku Pedoman Reparasi.
- Pada dasarnya pekerjaan dilakukan oleh satu orang, dan apabila diperlukan dua atau lebih orang untuk mengerjakannya, penentuan waktu kerja dilakukan sebagai waktu total untuk sejumlah orang tersebut.
- Nilai yang ditentukan untuk tingkat kemampuan seorang pekerja adalah tiga tahun pengalaman dalam perbaikan kendaraan-kendaraan Honda sebagai standard.
- Special tools dan peralatan servis yang dipakai dalam penentuan FRT adalah yang ditentukan atau dianjurkan di dalam Buku Pedoman Reparasi.

**Bagian yang diservis yang tidak ada FRTnya**

- Aksesori dan parts yang diservis yang tidak terdaftar di dalam parts catalog ini.
- Lokasi-lokasi yang mengalami sedikit sekali pemburukan kondisi atau kerusakan dalam pemakaian normal.
- Pekerjaan servis yang dapat diselesaikan dengan sekali sentuh.
- Pekerjaan servis yang jarang sekali dilakukan (yaitu yang jarang sekali mengalami masalah dan frekuensi servis).
- \* Jika FRT tidak tercantum, hitunglah upah kerja berdasarkan perkiraan waktu kerja sesungguhnya.

**Pekerjaan yang tidak ada FRTnya**

- Pembuangan oli dan cairan coolant, Waktu tunggu untuk pemanasan mesin dan sebagainya.
- Pekerjaan tambahan yang meliputi pelepasan/pemasangan perlengkapan luar yang standard.
- Waktu tidak langsung untuk melakukan servis dengan mendatangi pembeli sepeda motor/skuter, tukar tambah, dan pengiriman sepeda motor/skuter.
- Waktu tidak langsung yang diperlukan untuk pemesanan dan penyerahan parts.
- Ongkos untuk bahan perekat, grease, dsb. yang dipakai untuk pekerjaan servis.

**Penjelasan FRT dengan menggunakan contoh  
(Contoh mungkin berbeda dari item yang tercantum)**

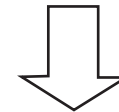
No. Ref.	L.O.N.	(Nomor ref. relatif) Deskripsi	F.R.T.
① ②	111118	(1, 3, 4, 7) CAMSHAFT ..... 4.5	②
③	111118A	⑥ • Termasuk: Penyetelan renggang klep Ganti rocker arm tambahkan ..... 1.0	⑤

- ① No. Referensi dari gambar part yang menunjukkan lokasi kerja untuk penggantian.
- ② FRT adalah singkatan dari Flat Rate Time menunjukkan waktu servis standard yang dibutuhkan untuk penggantian.
- ③ LON adalah singkatan dari Labor Operation Number, yaitu klasifikasi dari item servis dengan kode unit kerja.  
Kode kerja yang sama digunakan tidak tergantung dari model.  
Pengerjaan standard ditandai dengan kode 6 digit, dan pengerjaan tambahan ditandai dengan kode 7 digit.
- ④ Menyatakan penggantian camshaft dan FRT4,5.
- ⑤ Menyatakan bahwa FRT1,0 akan ditambahkan jika pekerjaan tambahan (penggantian rocker arm) dilakukan sehubungan dengan penggantian camshaft.

- ⑥ Menyatakan isi pekerjaan yang termasuk di dalam bagian yang diservis.
- ⑦ Menyatakan No. referensi yang pekerjaan dan waktunya adalah sama dengan FRT4,5 untuk camshaft.  
(Daerah jangkauan aplikasi terbatas pada bagian-bagian yang diservis tanpa penentuan LON di dalam blok yang sama)

**Cara mencari bagian yang diservis dengan memakai contoh  
(penggantian camshaft)**

Buka ke halaman blok dimana gambar spare part camshaft diperlihatkan.



Carilah gambar camshaft, dan carilah bagian yang diservis dan FRT yang sesuai dengan No. referensi.

Tanda penunjuk untuk pencantuman bagian-bagian yang diservis yang terdapat lanjutan pada halaman berikutnya

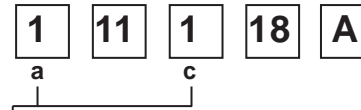
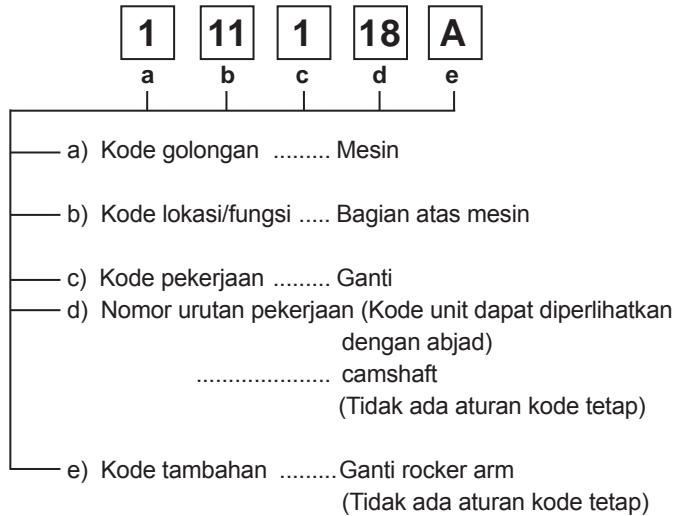
No. Ref.	L.O.N.	(Nomor ref. relatif) Deskripsi	F.R.T.
2	111118	CAMSHAFT .....	4,5
	.	.	.
	.	.	.

+  
Tanda yang diperlihatkan pada baris terakhir.

Blok yang tidak ada penentuan FRT

No. Ref.	L.O.N.	(Nomor ref. relatif) Deskripsi	F.R.T.
<b>TIDAK ADA INFORMASI</b>			

• Sistem kode LON



a) Kode kategori dan klasifikasi

Kode	Kategori
1	Mesin
2	Transmisi
3	Bahan bakar & Pembuangan gas
4	Rangka & Badan
5	Kemudi/Suspensi
6	Kelistrikan
7	Roda/Rem
8	Alat pengontrol/instrumen
9	-
0	-

c) Kode pekerjaan dan klasifikasi

Kode	Kategori pekerjaan
1	Ganti, Pelepasan/Pemasangan, Ganti
2	Overhaul
3	Setel, Balans
4	(Pekerjaan yang berhubungan dengan pengecatan: Lapisan-atas)
5	Test, Pemeriksaan/diagnosa, Pengukuran, Pemeriksaan
6	(Pekerjaan yang berhubungan dengan overhaul: Rebore = korter)
7	(Pekerjaan yang berhubungan dengan overhaul: Reseal = perapatan kembali)
8	(Resurface = Pembentukan kembali permukaan)
9	(Pekerjaan yang berhubungan dengan pengecatan: Refinish = perhalus permukaan)
0	Perbaikan, Pembersihan, Pembuangan angin palsu

Bagian utama yang diservis tanpa memakai spare parts  
 Pelepasan/Pemasangan, Penyetelan, Pemeriksaan/Pengukuran, Pekerjaan lain  
 [E: Mesin, F: Rangka]

**\* PEKERJAAN LAIN SELAIN PENGGANTIAN PARTS**

• **Pelepasan/Pemasangan**

Set untuk konfigurasi dengan parts dilepaskan dari kendaraan.

	LON	DESKRIPSI	FRT
E	1101E5	<b>MEMIRINGKAN ASSY., MESIN-PELEPASAN/PEMASANGAN</b> TERMASUK: Semua penyetelan yang diperlukan	2,4
	1101Q0	<b>MEMIRINGKAN ASSY., MESIN-PELEPASAN/PEMASANGAN(A)</b> TERMASUK: Semua penyetelan yang diperlukan CATATAN: Dengan middle cowling	3,2
	3111D5	<b>ASSY., THROTTLE BODY-PELEPASAN/PEMASANGAN</b>	0,7
	3111S3	<b>ASSY., THROTTLE BODY-PELEPASAN/PEMASANGAN(A)</b> CATATAN: Dengan middle cowling	0,9
	1101E6	<b>PEMISAHAN CRANKCASE</b> TERMASUK: Penurunan dan pemasangan mesin	4,7
	1101Q1	<b>PEMISAHAN CRANKCASE(A)</b> TERMASUK: Penurunan dan pemasangan mesin CATATAN: Dengan middle cowling	5,5
F	1151E6	<b>ASSY., RADIATOR - PELEPASAN/PEMASANGAN</b>	0,5
	1151PO	<b>ASSY., RADIATOR - PELEPASAN/PEMASANGAN(A)</b> CATATAN: Dengan middle cowling	0,8

• **Penyetelan**

	LON	DESKRIPSI	FRT
E	2123A0	<b>CLUTCH - PENYETELAN</b> TERMASUK: Penyetelan handel clutch	0,1
	1113A0	<b>JARAK RENGANG KLEP-PENYETELAN</b> CATATAN: Untuk 1 kendaraan	0,8
	1113A1	<b>JARAK RENGANG KLEP-PENYETELAN(A)</b> CATATAN: Untuk 1 kendaraan Dengan middle cowling	1,0
F	6163A0	<b>LAMPU DEPAN- MENGARAHKAN</b>	0,1
	2133A0	<b>RANTAI RODA - PENYETELAN</b>	0,1
	3113A3	<b>PENGOPERASIAN GAS-PENYETELAN</b>	0,1

• **Pemeriksaan/Pengukuran**

	LON	DESKRIPSI	FRT
E	1115A0	<b>TEKANAN KOMPRESI- PENGUKURAN</b>	0,2
	1115A2	<b>TEKANAN KOMPRESI- PENGUKURAN</b> CATATAN: Dengan middle cowling	0,4
	6145A0	<b>WAKTU PENGAPIAN- PEMERIKSAAN</b>	0,2
F	6105A0	<b>BATTERY- PENGISIAN</b> TERMASUK: Dalam kasus jenis battery terbuka, periksa tinggi electrolyte dan pengisian battery.	0,2

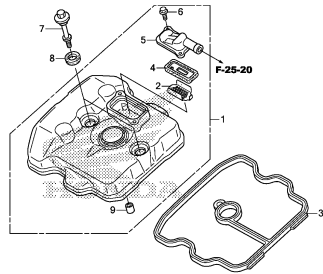
- Pekerjaan lain

	LON	DESKRIPSI	FRT
E	1130A1	<b>SARINGAN KASA OLI- PEMBERSIHAN</b>	0,9
	1130A6	<b>SARINGAN KASA OLI- PEMBERSIHAN</b> CATATAN: Dengan middle cowling	1,2
F	7110A0	<b>REM DEPAN-PEMBUANGAN ANGIN PALSU</b>	0,2
	7110A1	<b>REM BELAKANG-PEMBUANGAN ANGIN PALSU</b>	0,2
	7110A2	<b>REM BELAKANG-PEMBUANGAN ANGIN PALSU(A)</b> CATATAN: Dengan middle cowling	0,3
	1151E7	<b>RADIATOR COOLANT-PENGGANTIAN</b>	0,3
	1151N0	<b>RADIATOR COOLANT-PENGGANTIAN(A)</b> CATATAN: Dengan middle cowling	0,6
	6185A0	<b>UPDATE ECM/PCM</b>	0,3

# ENGINE GROUP

E-1

CYLINDER HEAD COVER

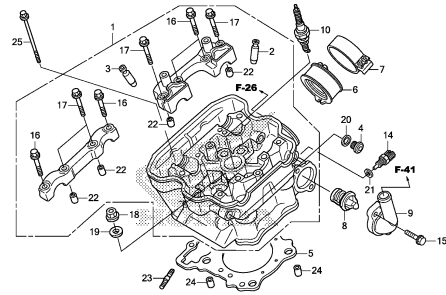


FR.

KZZEE0100

E-2

CYLINDER HEAD

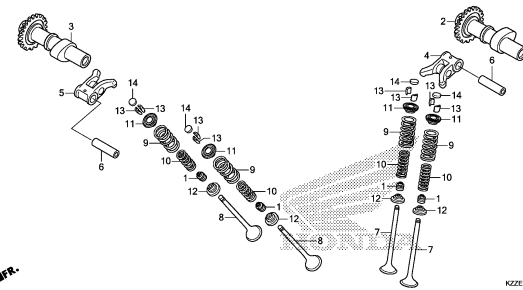


FR.

KZZEE0000

E-3

CAMSHAFT/VALVE

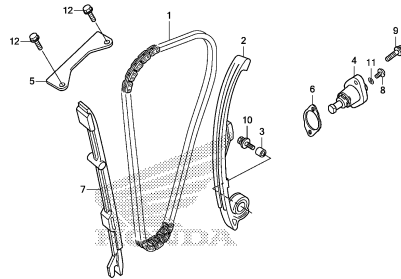


FR.

KZZEE0000

E-4

CAM CHAIN/TENSIONER

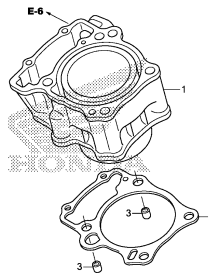


FR.

KZZEE0400

E-5

CYLINDER

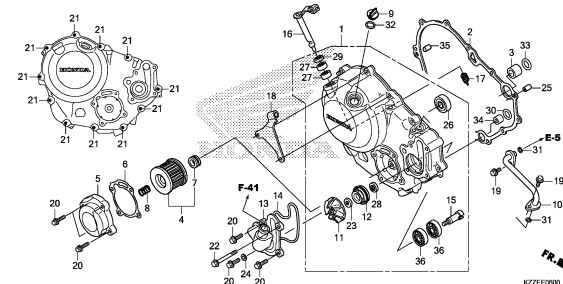


FR.

KZZEE0000

E-6

RIGHT CRANKCASE COVER

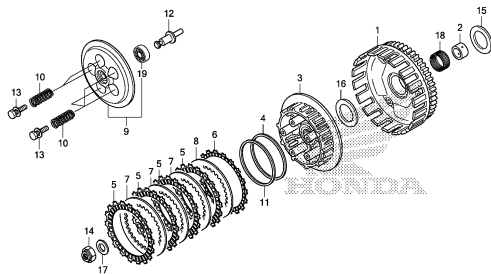


FR.

KZZEE0000

E-8

CLUTCH

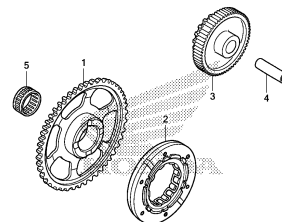


FR.

KZZEE0800

E-9

STARTING CLUTCH

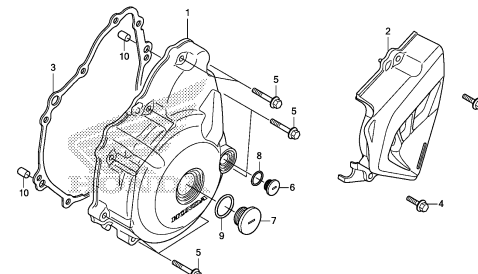


FR.

KZZEE0900

E-10

LEFT CRANKCASE COVER



FR.

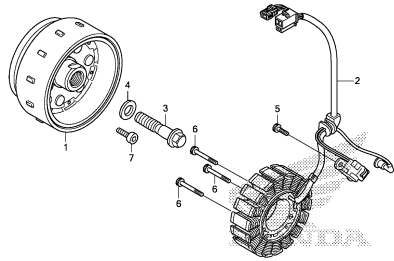
KZZEE1000

2

# ENGINE GROUP

E-11

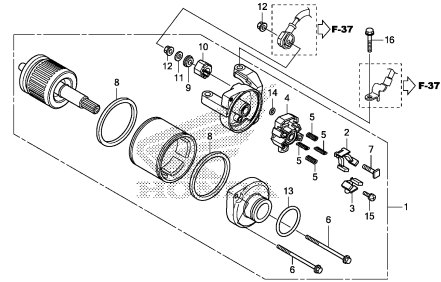
GENERATOR



KZZEE1300

E-13

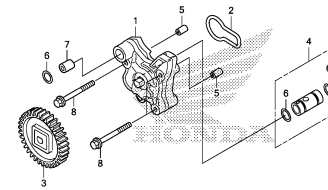
STARTER MOTOR



KZZEE1300

E-14

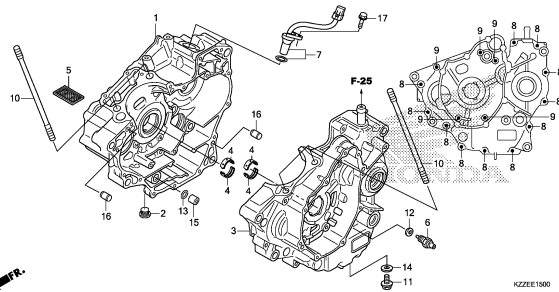
OIL PUMP



KZZEE1400

E-15

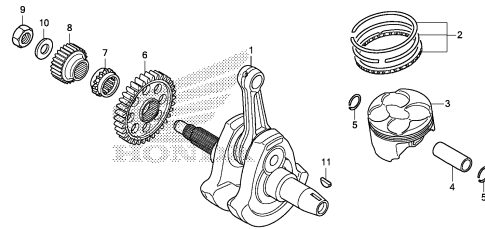
CRANKCASE



KZZEE1800

E-16

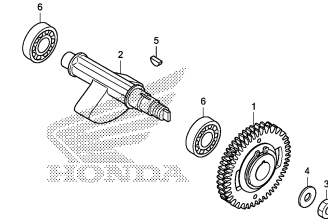
CRANKSHAFT/PISTON



KZZEE1600

E-16-10

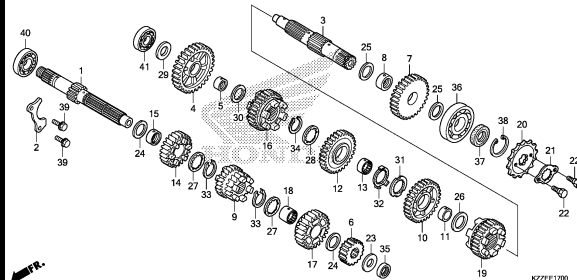
BALANCER SHAFT



KZZEE1610

E-17

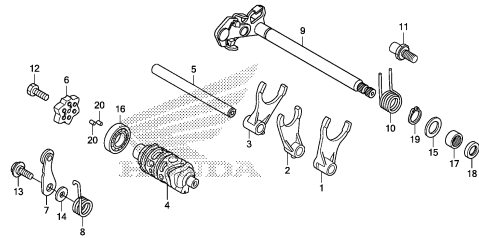
TRANSMISSION



KZZEE1700

E-19

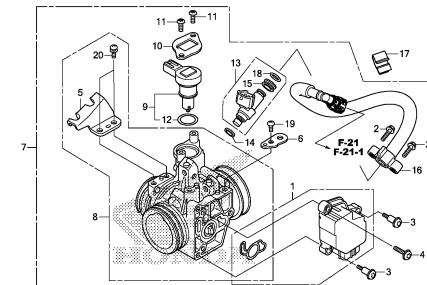
GEARSHIFT DRUM



KZZEE1900

E-23

THROTTLE BODY

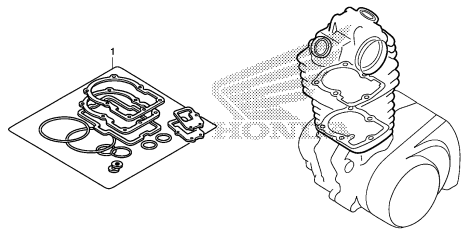


KZZEE2300

# ENGINE GROUP

EOP-1

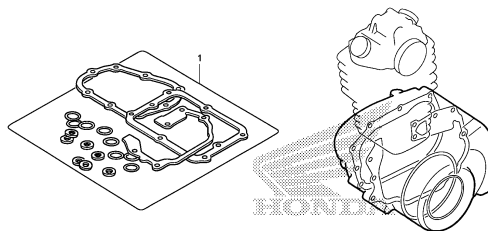
GASKET KIT A



KZEK0100

EOP-2

GASKET KIT B



KZEK0200

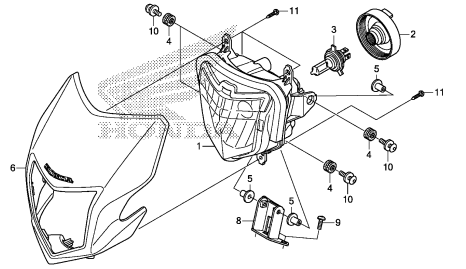
2



# FRAME GROUP

F-1

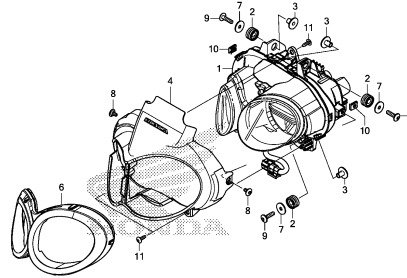
HEADLIGHT(CRF250L/LA)



KZZEF0100

F-1-1

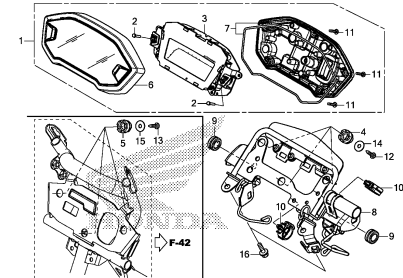
HEADLIGHT(CRF250RL/RLA)



KZZEF0101

F-2

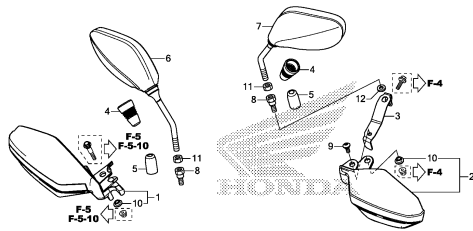
METER



KZZEF0200

F-3

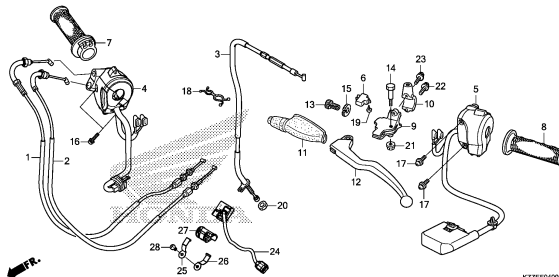
MIRROR/KNUCKLE GUARD



KZZEF0300

F-4

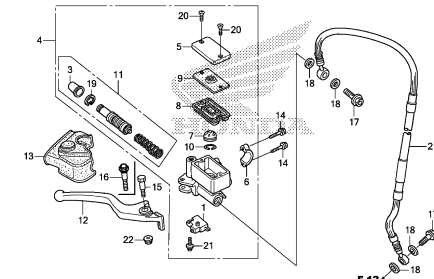
HANDLE LEVER/SWITCH/CABLE



KZZEF0400

F-5

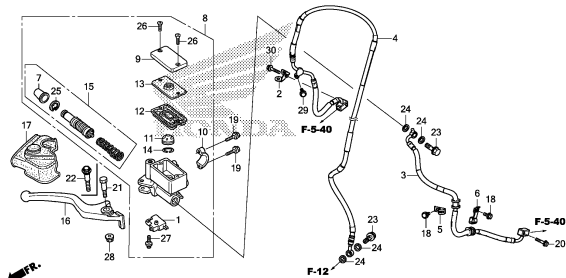
FRONT BRAKE MASTER CYLINDER (CRF250L/RL)



KZZEF0500

F-5-10

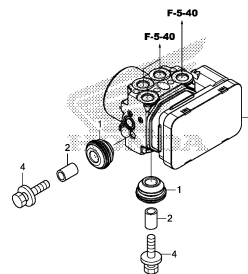
FRONT BRAKE MASTER CYLINDER (CRF250LA/RLA)



KZZEF0510

F-5-20

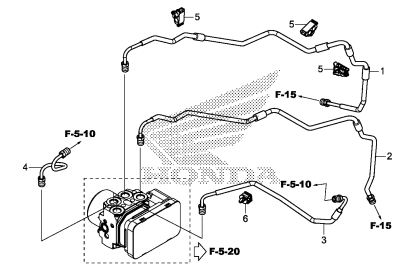
ABS MODULATOR



KZZEF0520

F-5-40

BRAKE PIPE

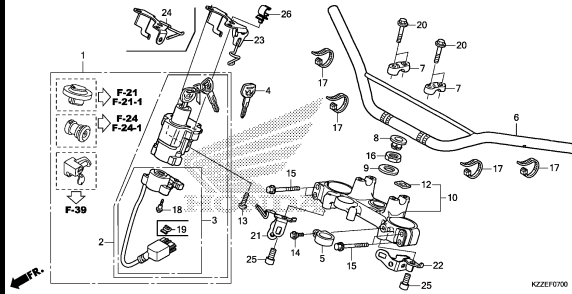


KZZEF0540

# FRAME GROUP

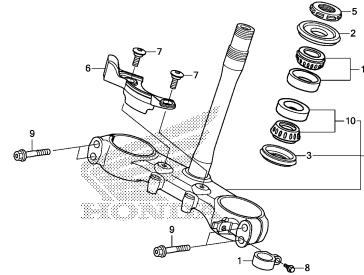
F-7

HANDLE PIPE/TOP BRIDGE



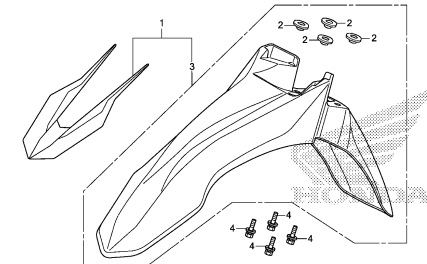
F-9

STEERING STEM



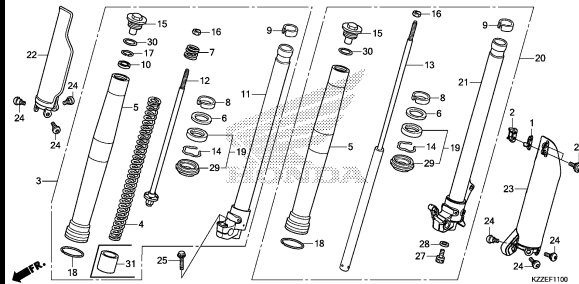
F-10

FRONT FENDER



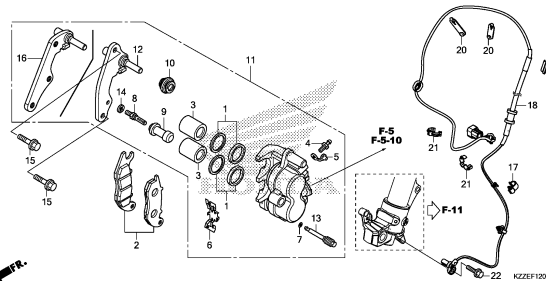
F-11

FRONT FORK



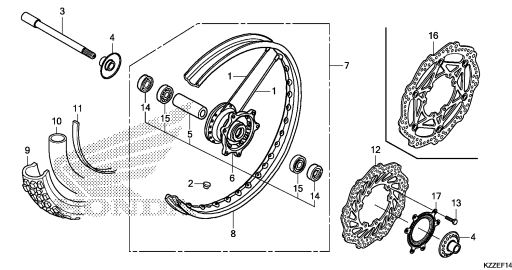
F-12

FRONT BRAKE CALIPER



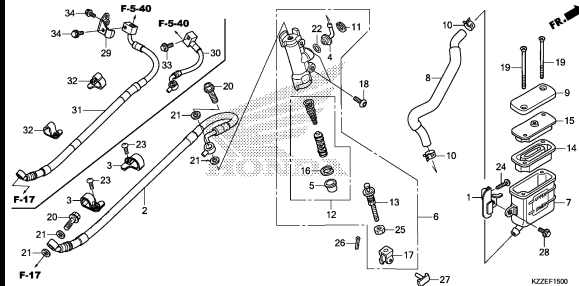
F-14-20

FRONT WHEEL



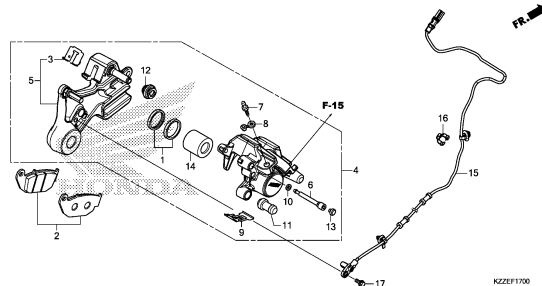
F-15

REAR BRAKE MASTER CYLINDER



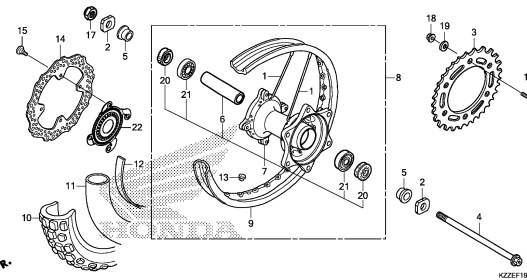
F-17

REAR BRAKE CALIPER



F-19-20

REAR WHEEL

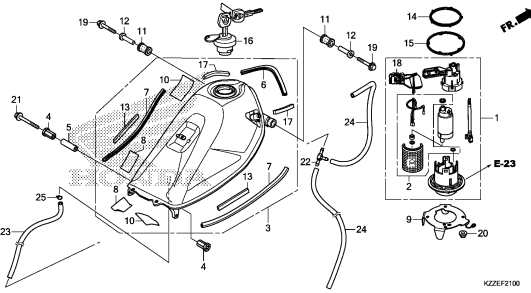


3

# FRAME GROUP

F-21

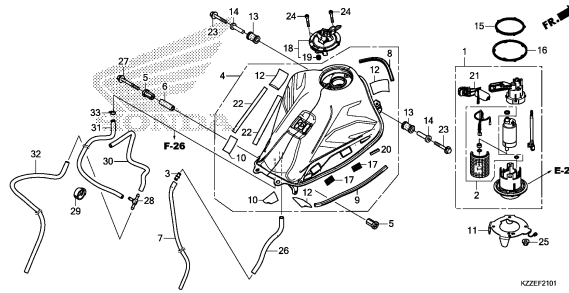
FUEL TANK(CRF250L/LA)



KZZEF2100

F-21-1

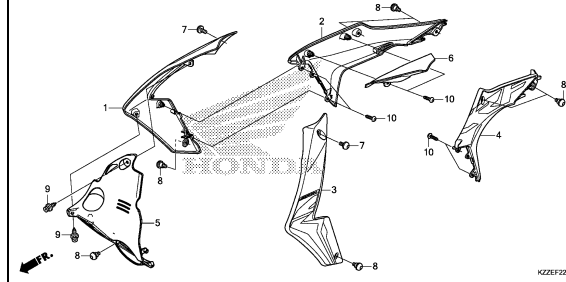
FUEL TANK(CRF250RL/RLA)



KZZEF2101

F-22

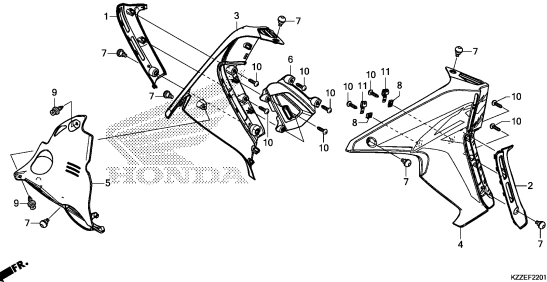
SHROUD(CRF250L/LA)



KZZEF2200

F-22-1

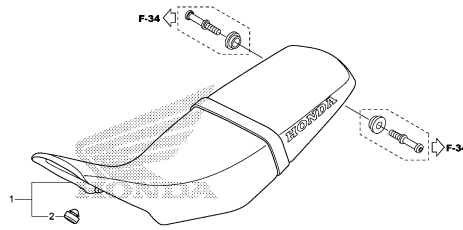
SHROUD(CRF250RL/RLA)



KZZEF2201

F-23

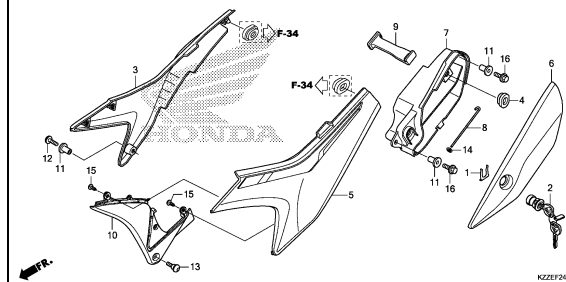
SEAT



KZZEF2300

F-24

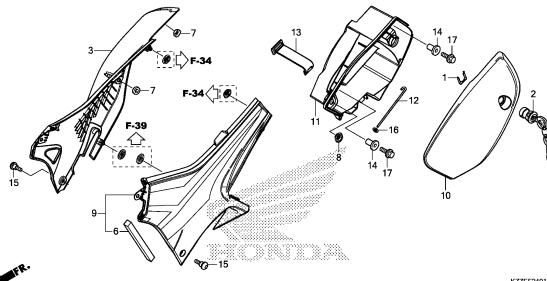
SIDE COVER(CRF250L/LA)



KZZEF2400

F-24-1

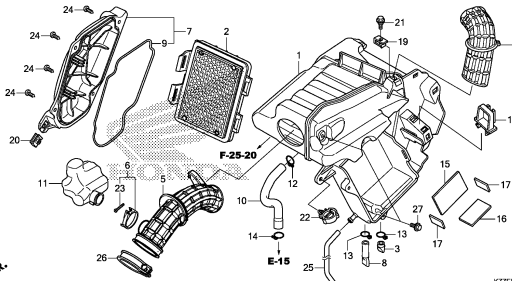
SIDE COVER(CRF250RL/RLA)



KZZEF2401

F-25

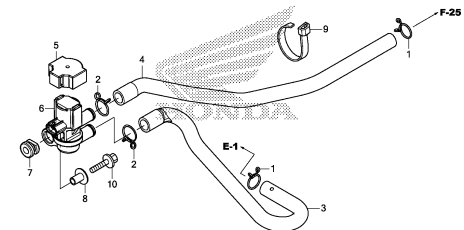
AIR CLEANER



KZZEF2500

F-25-20

AIR INJECTION SOLENOID VALVE

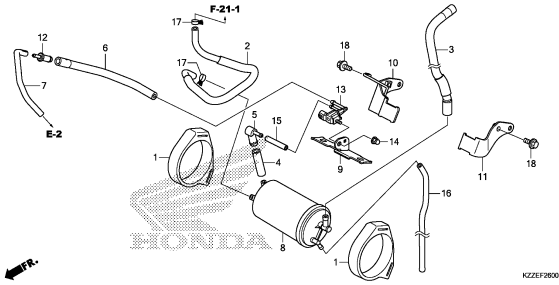


KZZEF2520

# FRAME GROUP

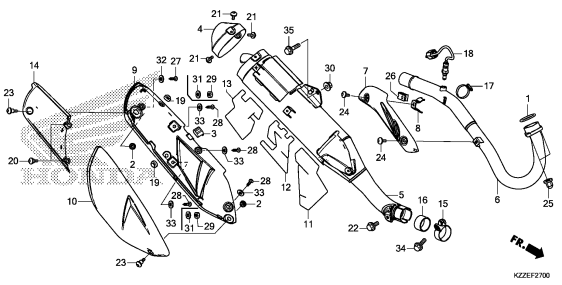
F-26

CANISTER



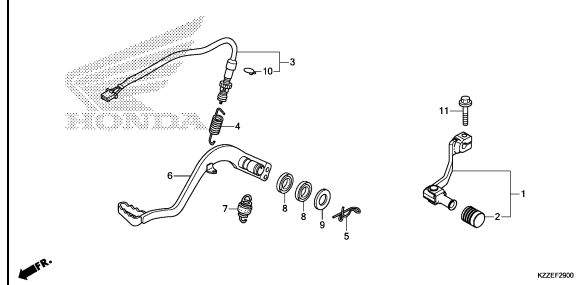
F-27

EXHAUST MUFFLER



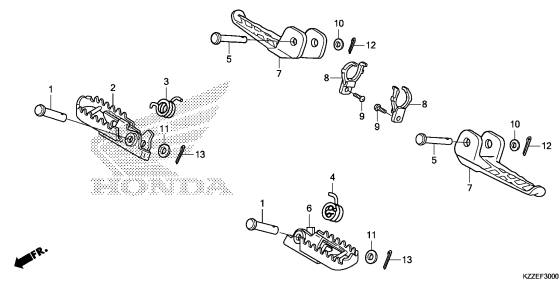
F-29

PEDAL



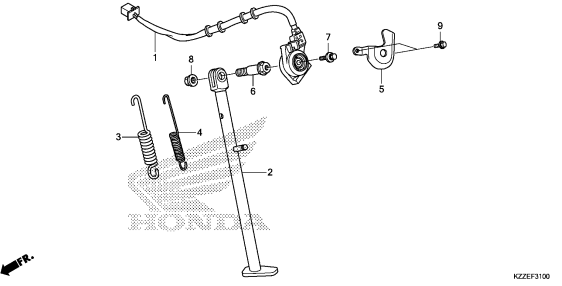
F-30

STEP



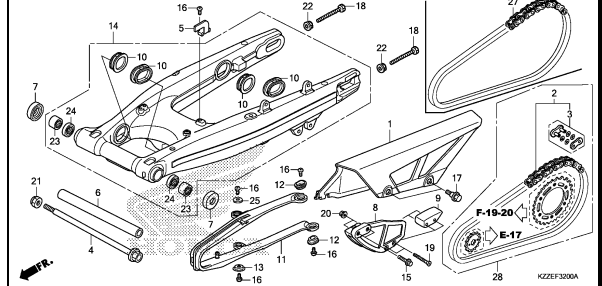
F-31

STAND



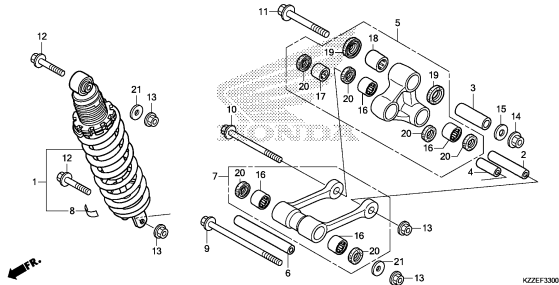
F-32

SWINGARM



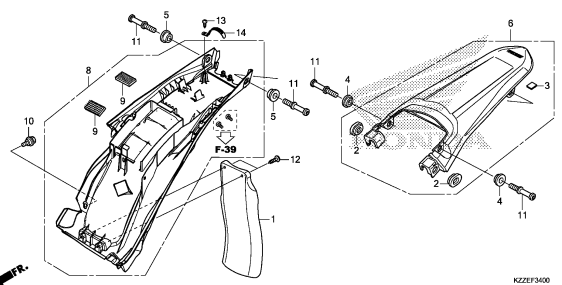
F-33

REAR CUSHION



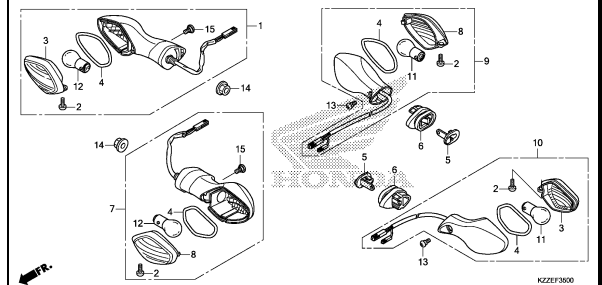
F-34

REAR FENDER



F-35

WINKER(CRF250L/LA)

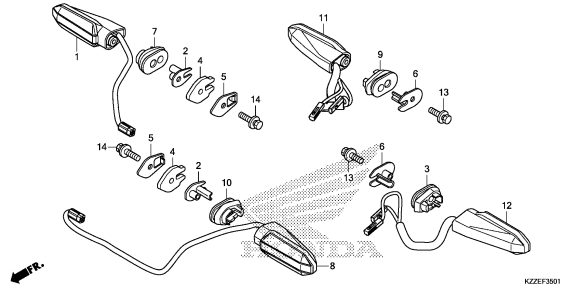


3

# FRAME GROUP

F-35-1

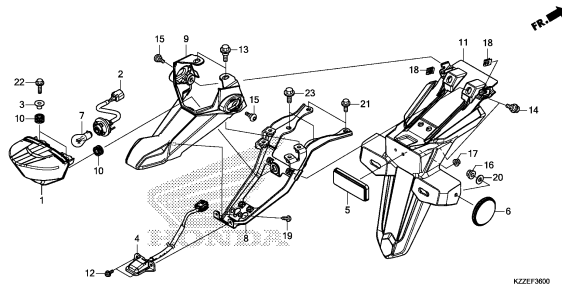
WINKER(CRF250RL/RLA)



KZZEF3801

F-36

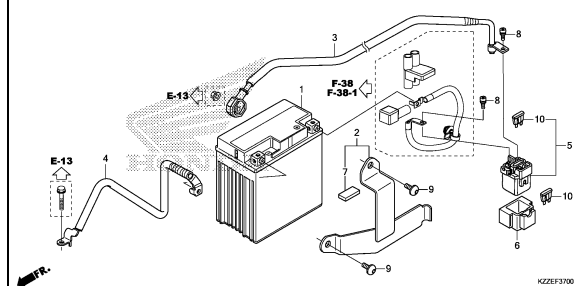
TAILLIGHT



KZZEF3600

F-37

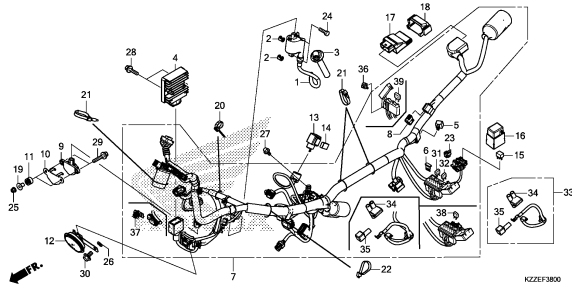
BATTERY



KZZEF3700

F-38

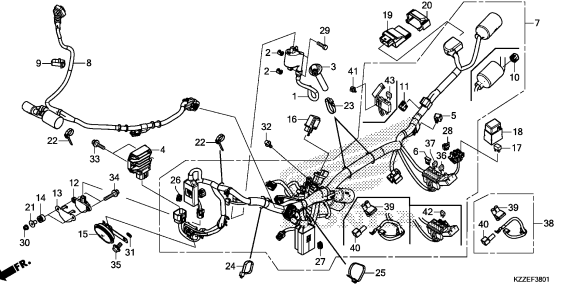
WIRE HARNESS(CRF250L/LA)



KZZEF3800

F-38-1

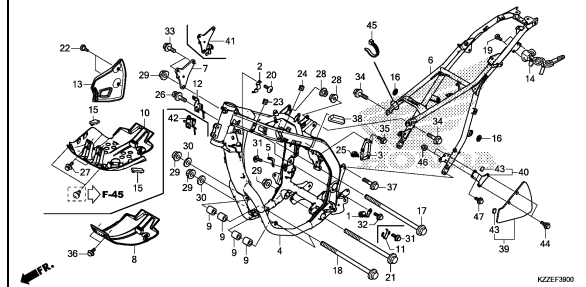
WIRE HARNESS(CRF250RL/RLA)



KZZEF3801

F-39

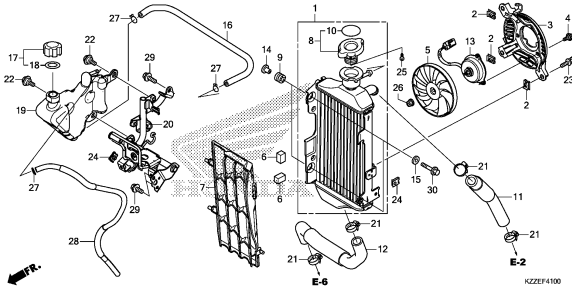
FRAME BODY



KZZEF3900

F-41

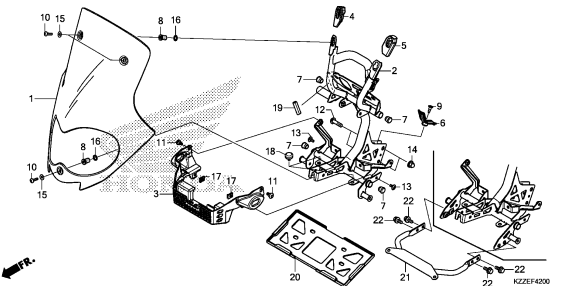
RADIATOR



KZZEF4100

F-42

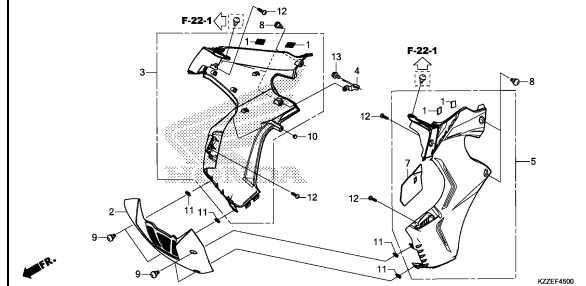
WINDSCREEN



KZZEF4200

F-45

MIDDLE COWL

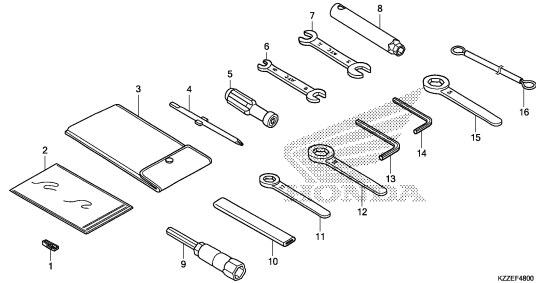


KZZEF4500

# FRAME GROUP

F-48

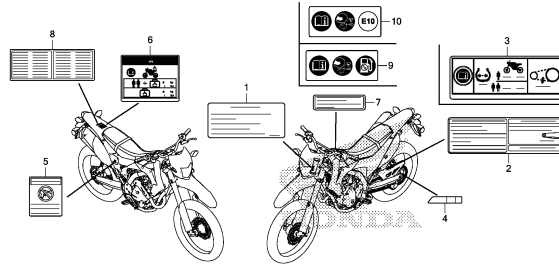
TOOLS



KZZEF4800

F-49

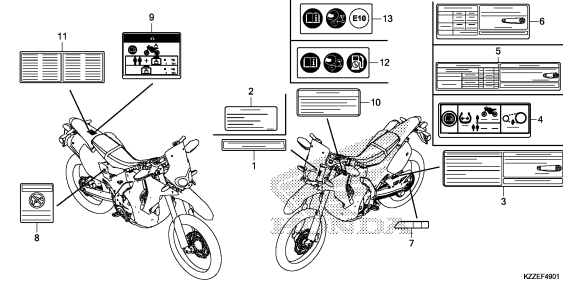
CAUTION LABEL(CRF250L/LA)



KZZEF4900

F-49-1

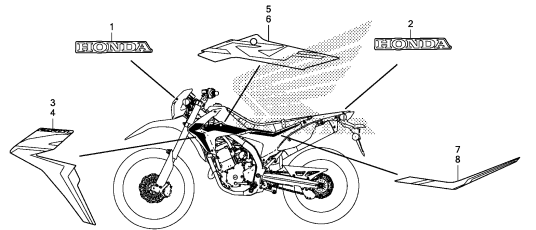
CAUTION LABEL(CRF250RL/RLA)



KZZEF4901

F-50

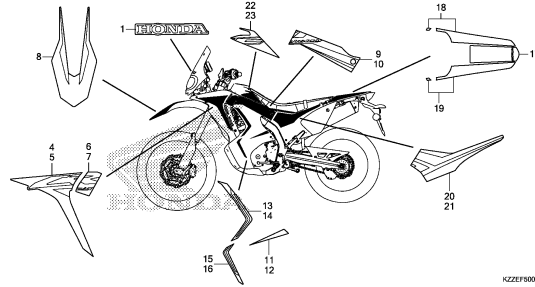
MARK/STRIPE(CRF250L/LA)



KZZEF5000

F-50-1

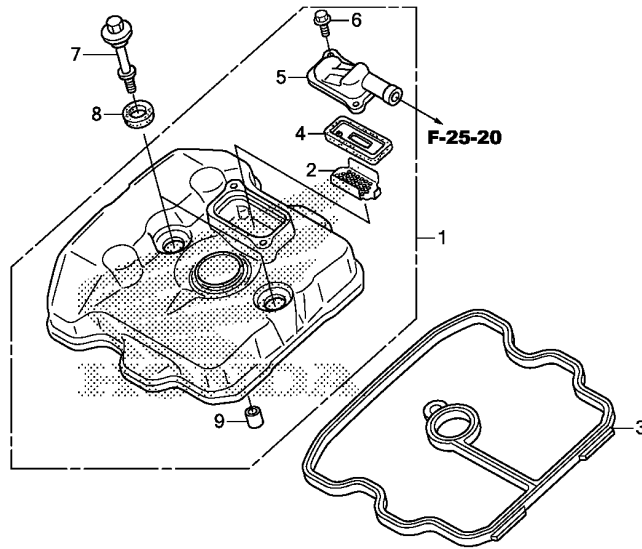
MARK/STRIPE(CRF250RL/RLA)



KZZEF5001A

# E-1

# CYLINDER HEAD COVER



KZZEE0100

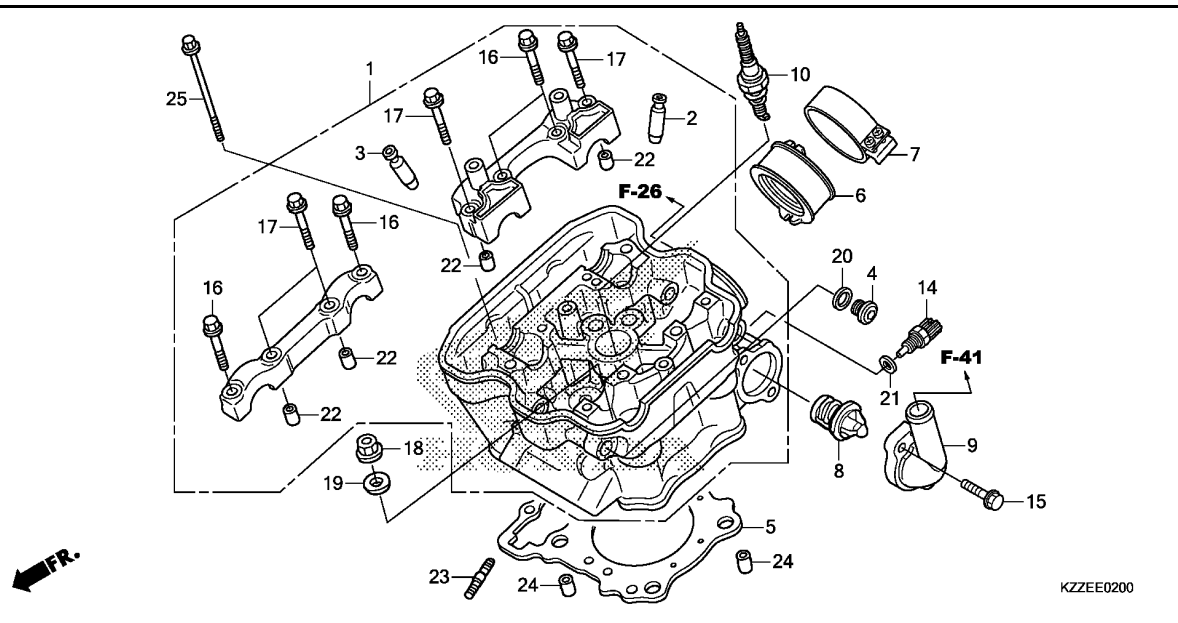
Ref. No.	L.O.N.	(Relative ref. Number) Description	F.R.T.
1	1111C4	COVER, CYLINDER HEAD .....	0.5
	1111AS	COVER, CYLINDER HEAD(A) .....	0.7
		.NOTE: With middle cowling	
3	1111D2	GASKET, CYLINDER HEAD COVER ..	0.5
	1111BV	GASKET, CYLINDER HEAD COVER(A)	0.7
		.NOTE: With middle cowling	
4		(2)	
	314125	VALVE, PAIR CHECK .....	0.1
	3141D2	VALVE, PAIR CHECK(A) .....	0.5
		.NOTE: With middle cowling	

Ref. No.	Part No.	Description	Reqd. QTY						Serial No.	Parts catalogue code
			L	LA	RL	RL	RLA	RLA		
			H	H	H	J	H	J		
1	12300-KZZ-900	COVER ASSY., CYLINDER HEAD ..	1	1	1	1	1	1		
2	12341-MAT-750	PLATE, PORT(AI) .....	1	1	1	1	1	1		
3	12391-KYJ-901	GASKET COMP., CYLINDER HEAD								
		COVER	1	1	1	1	1	1		
4	18601-KEA-741	VALVE COMP., REED(ARAI) .....	1	1	1	1	1	1		
5	18612-KYJ-900	COVER, REED VALVE .....	1	1	1	1	1	1		
6	90002-KGH-900	BOLT, FLANGE, 5X14 .....	2	2	2	2	2	2		
7	90018-KYJ-900	BOLT, HEAD COVER .....	2	2	2	2	2	2		
8	90543-MV9-670	RUBBER, MOUNTING .....	2	2	2	2	2	2		
9	94301-10160	DOWEL PIN, 10X16 .....	1	1	1	1	1	1		

2

# E-2

# CYLINDER HEAD



Ref. No.	L.O.N.	(Relative ref. Number) Description	F.R.T.
1	111106	HEAD, CYLINDER ..... .INCLUDES: Engine removal and installation .INCLUDES: Valve adjust and reface	4.3
	1111AV	HEAD, CYLINDER(A) ..... .INCLUDES: Engine removal and installation .INCLUDES: Valve adjust and reface	5.1
2	1111L9	GUIDE, INTAKE VALVE(ONE) ..... .NOTE: With middle cowling .INCLUDES: Engine removal and installation .INCLUDES: Reaming .INCLUDES: Valve adjust and reface	3.9
	1111L9A	.Replace all intake valve guide add .....	0.3
	1111AX	GUIDE, INTAKE VALVE(ONE) (A) ..... .INCLUDES: Engine removal and installation .INCLUDES: Reaming .INCLUDES: Valve adjust and reface	4.7

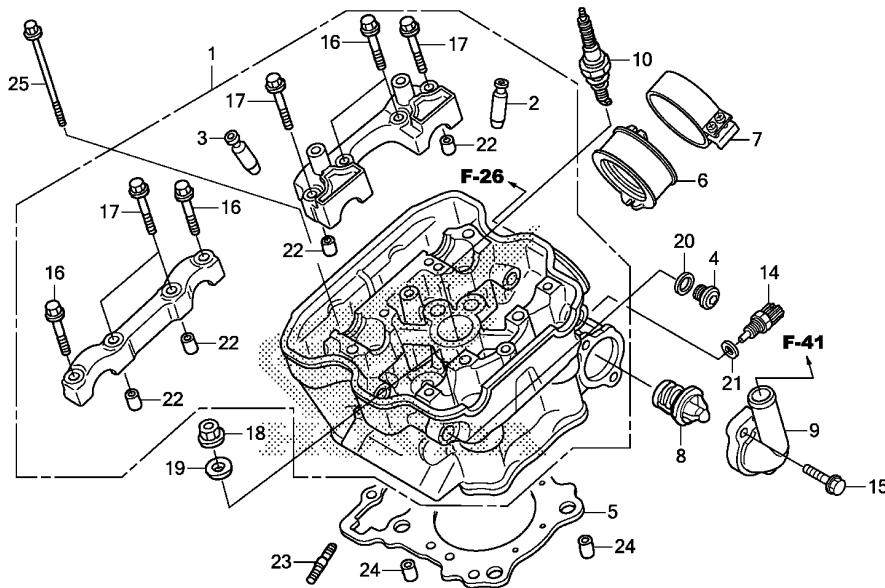
Ref. No.	Part No.	Description	Reqd. QTY						Serial No.	Parts catalogue code
			L	LA	RL	RL	RLA	RLA		
			H	H	H	J	H	J		
1	12010-K33-700	HEAD ASSY., CYLINDER .....	1	1	1	1	1	1	----- ED,IN,LA,PH,U	
	12010-K33-950	.....	-	-	-	-	-	-	----- KO	
2	12204-KYJ-305	GUIDE, IN. VALVE(O.S.) .....	2	2	2	2	2	2		
3	12205-KYJ-305	GUIDE, EX. VALVE(O.S.) .....	2	2	2	2	2	2		
4	12207-KYJ-900	BOLT, SEALING, 12MM .....	2	2	2	2	2	2		
5	12251-KYJ-901	GASKET, CYLINDER HEAD .....	1	1	1	1	1	1		
6	16211-KYJ-901	INSULATOR, THROTTLE BODY .....	1	1	1	1	1	1		
7	16217-KYJ-900	BAND, INSULATOR .....	1	1	1	1	1	1		
8	19300-KGF-911	THERMOSTAT .....	1	1	1	1	1	1		
9	19321-KZZ-900	COVER, THERMOSTAT .....	1	1	1	1	1	1		
10	31916-MEH-003	PLUG, SPARK(SIMR8A9)(NGK) ...	1	1	1	1	1	1		
14	37870-KRJ-901	SENSOR ASSY., WATER TEMPERATURE	1	1	1	1	1	1		
15	90011-KYJ-900	BOLT, FLANGE, 6X22 .....	2	2	2	2	2	2		
16	90017-KYJ-900	BOLT, FLANGE, 6X32 .....	4	4	4	4	4	4		
17	90019-KYJ-900	BOLT, FLANGE, 6X39.5 .....	4	4	4	4	4	4		
18	90204-634-000	NUT, FLANGE, 10MM .....	4	4	4	4	4	4		
19	90410-GCC-000	WASHER, 10MM .....	4	4	4	4	4	4		
20	90418-KYJ-900	WASHER, 12.2X17X1.5 .....	2	2	2	2	2	2		
21	90454-MC7-000	WASHER, SPECIAL, 12MM .....	1	1	1	1	1	1		
22	91105-KSP-910	DOWEL PIN, 8X14 .....	4	4	4	4	4	4		
	94301-08140	.....	4	4	4	4	4	4		
23	92900-08022-3E	BOLT, STUD, 8X22 .....	2	2	2	2	2	2		
24	94301-12160	PIN A, DOWEL, 12X16 .....	2	2	2	2	2	2		
25	95701-06120-00	BOLT, FLANGE, 6X120 .....	2	2	2	2	2	2		





# E-2

# CYLINDER HEAD



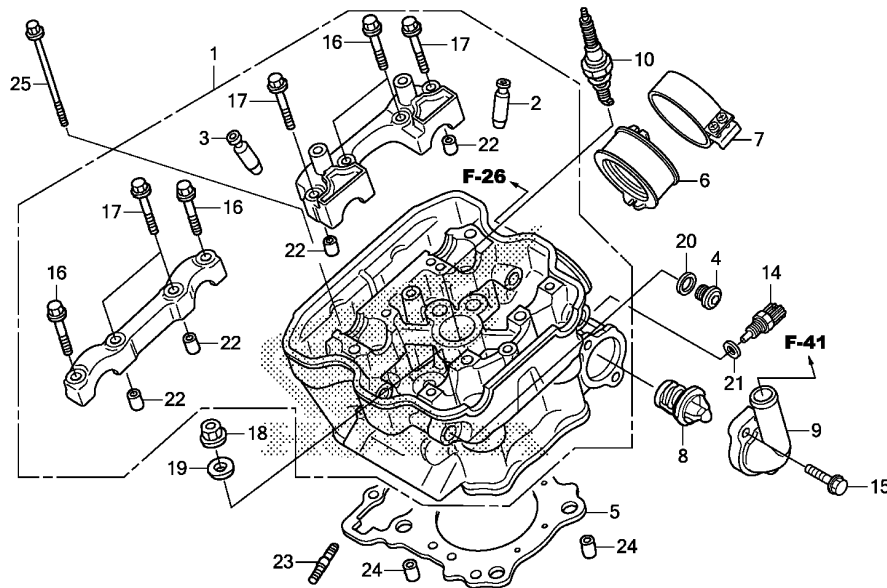
Ref. No.	L.O.N.	(Relative ref. Number) Description	F.R.T.
+ 2	1111AXA	.NOTE: With middle cowling .Replace all intake valve guide add .....	0.3
3	1111MO	GUIDE, EXHAUST VALVE(ONE) .... .INCLUDES: Engine removal and installation .INCLUDES: Reaming .INCLUDES: Valve adjust and reface	3.9
	1111MOA	.Replace all exhaust valve guide add .....	0.3
	1111AY	GUIDE, EXHAUST VALVE(ONE) (A) .. .INCLUDES: Engine removal and installation .INCLUDES: Reaming .INCLUDES: Valve adjust and reface	4.7
	1111AYA	.NOTE: With middle cowling .Replace all exhaust valve guide add .....	0.3
	1111M9	GUIDE, VALVE :FOR 1 VEHICLE .. .INCLUDES: Engine removal and installation .INCLUDES: Reaming	4.8

KZZEE0200

2

# E-2

# CYLINDER HEAD



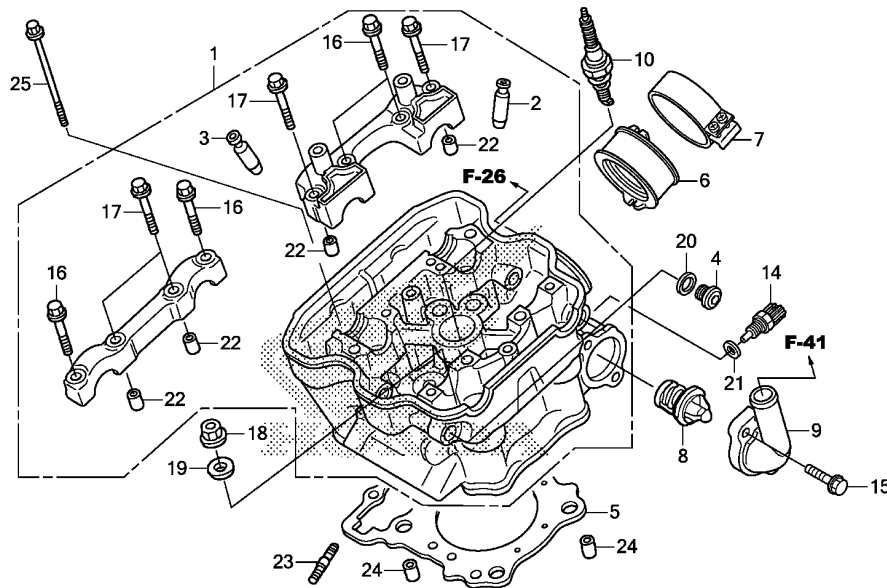
KZZEE0200

Ref. No.	L.O.N.	(Relative ref. Number) Description	F.R.T.
+ 3		.INCLUDES: Valve adjust and reface	
	1111AZ	GUIDE, VALVE(A) :FOR 1 VEHICLE	5.6
		.INCLUDES: Engine removal and installation	
		.INCLUDES: Reaming	
		.INCLUDES: Valve adjust and reface	
		.NOTE: With middle cowling	
5	111115	GASKET, CYLINDER HEAD .....	3.0
		.INCLUDES: Engine removal and installation	
	1111AW	GASKET, CYLINDER HEAD(A) .....	3.8
		.INCLUDES: Engine removal and installation	
		.NOTE: With middle cowling	
6	311131	INSULATOR, THROTTLE BODY/ CARBURETOR .....	0.7
	3111J4	INSULATOR, THROTTLE BODY/ CARBURETOR(A) .....	0.9
		.NOTE: With middle cowling	
8	114116	THERMOSTAT .....	0.5
	1141K2	THERMOSTAT(A) .....	0.8
		.NOTE: With middle cowling	
+ 9	1141B3	COVER, THERMOSTAT .....	0.4



# E-2

# CYLINDER HEAD



Ref. No.	L.O.N.	(Relative ref. Number) Description	F.R.T.
+ 9	1141K3	COVER, THERMOSTAT(A) .....	0.7
		.NOTE: With middle cowling	
10	614130	PLUG, SPARK .....	0.1
	6141D8	PLUG, SPARK(A) .....	0.3
		.NOTE: With middle cowling	
14	6171A9	SENSOR, WATER TEMP .....	0.5
	6171B2	SENSOR, WATER TEMP(A) .....	0.8
		.NOTE: With middle cowling	
	6171B2C	.With canister add .....	0.2

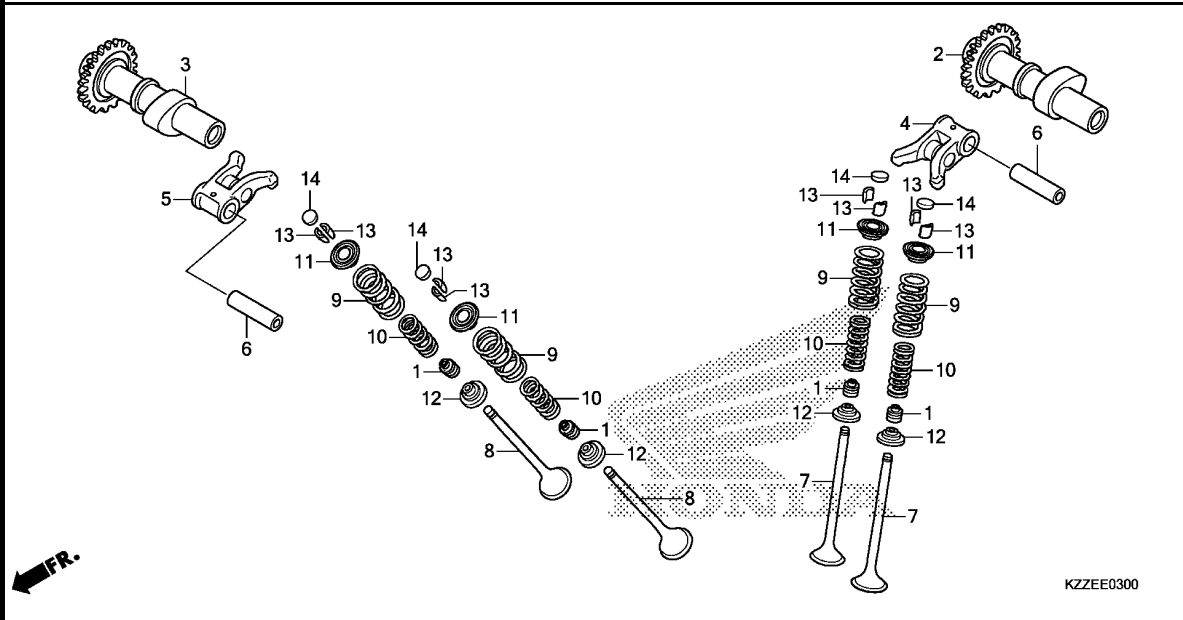
KZZEE0200

2

FR.

E-3

CAMSHAFT/VALVE



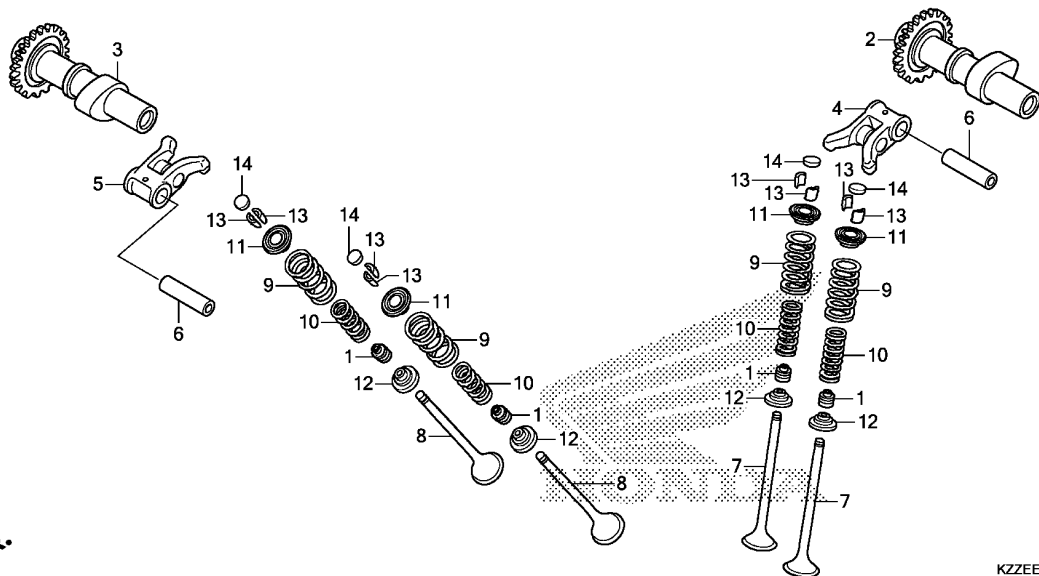
Ref. No.	L.O.N.	(Relative ref. Number) Description	F.R.T.
2	1111E5	CAMSHAFT :INTAKE ..... .INCLUDES: Valve clearance adjustment	1.1
	1111CY	CAMSHAFT(A) :INTAKE ..... .INCLUDES: Valve clearance adjustment .NOTE: With middle cowling	1.3
	1111CYB	.With canister add .....	0.2
3	1111E6	CAMSHAFT :EXHAUST ..... .INCLUDES: Valve clearance adjustment	1.1
	1111CZ	CAMSHAFT(A) :EXHAUST ..... .INCLUDES: Valve clearance adjustment .NOTE: With middle cowling	1.3
	1111CZB	.With canister add .....	0.2
	1111T4	CAMSHAFT :FOR 1 VEHICLE ..... .INCLUDES: Valve clearance adjustment	1.3
	1111CX	CAMSHAFT(A) :FOR 1 VEHICLE ... .INCLUDES: Valve clearance adjustment .NOTE: With middle cowling	1.5
	1111CXB	.With canister add .....	0.2
+ 4	1111K8	ARM, INTAKE VALVE ROCKER(ONE)	1.1

Ref. No.	Part No.	Description	Reqd. QTY						Serial No.	Parts catalogue code
			L	LA	RL	RLA	RLA	RLA		
			H	H	H	H	H	H		
1	12209-ML0-722	SEAL, VALVE STEM(ARAI) .....	4	4	4	4	4	4		
2	14110-KZZ-D20	CAMSHAFT COMP., IN.(34T) ....	1	1	1	1	1	1		
3	14210-K33-D00	CAMSHAFT COMP., EX.(34T) ....	1	1	1	1	1	1		
4	14430-K33-D00	ARM COMP., IN. VALVE ROCKER -	1	1	1	1	1	1		
5	14440-K33-D00	ARM COMP., EX. VALVE ROCKER -	1	1	1	1	1	1		
6	14451-KYJ-900	SHAFT, ROCKER ARM .....	2	2	2	2	2	2		
7	14711-KYJ-900	VALVE, IN. ....	2	2	2	2	2	2		
8	14721-KYJ-900	VALVE, EX. ....	2	2	2	2	2	2		
9	14751-K33-D01	SPRING, VALVE OUTER .....	4	4	4	4	4	4		
10	14761-K33-D01	SPRING, VALVE INNER .....	4	4	4	4	4	4		
11	14771-MFL-000	RETAINER, VALVE SPRING .....	4	4	4	4	4	4		
12	14775-KYJ-900	SEAT, VALVE SPRING .....	4	4	4	4	4	4		
13	14781-ML0-720	COTTER, VALVE .....	8	8	8	8	8	8		
14	14901-KT7-013	SHIM, TAPPET(1.200) .....	4	4	4	4	4	4		
	14902-KT7-013	SHIM, TAPPET(1.225) .....	4	4	4	4	4	4		
	14903-KT7-013	SHIM, TAPPET(1.250) .....	4	4	4	4	4	4		
	14904-KT7-013	SHIM, TAPPET(1.275) .....	4	4	4	4	4	4		
	14905-KT7-013	SHIM, TAPPET(1.300) .....	4	4	4	4	4	4		
	14906-KT7-013	SHIM, TAPPET(1.325) .....	4	4	4	4	4	4		
	14907-KT7-013	SHIM, TAPPET(1.350) .....	4	4	4	4	4	4		
	14908-KT7-013	SHIM, TAPPET(1.375) .....	4	4	4	4	4	4		
	14909-KT7-013	SHIM, TAPPET(1.400) .....	4	4	4	4	4	4		
	14910-KT7-013	SHIM, TAPPET(1.425) .....	4	4	4	4	4	4		
	14911-KT7-013	SHIM, TAPPET(1.450) .....	4	4	4	4	4	4		
	14912-KT7-013	SHIM, TAPPET(1.475) .....	4	4	4	4	4	4		
	14913-KT7-013	SHIM, TAPPET(1.500) .....	4	4	4	4	4	4		
	14914-KT7-013	SHIM, TAPPET(1.525) .....	4	4	4	4	4	4		



E-3

CAMSHAFT/VALVE



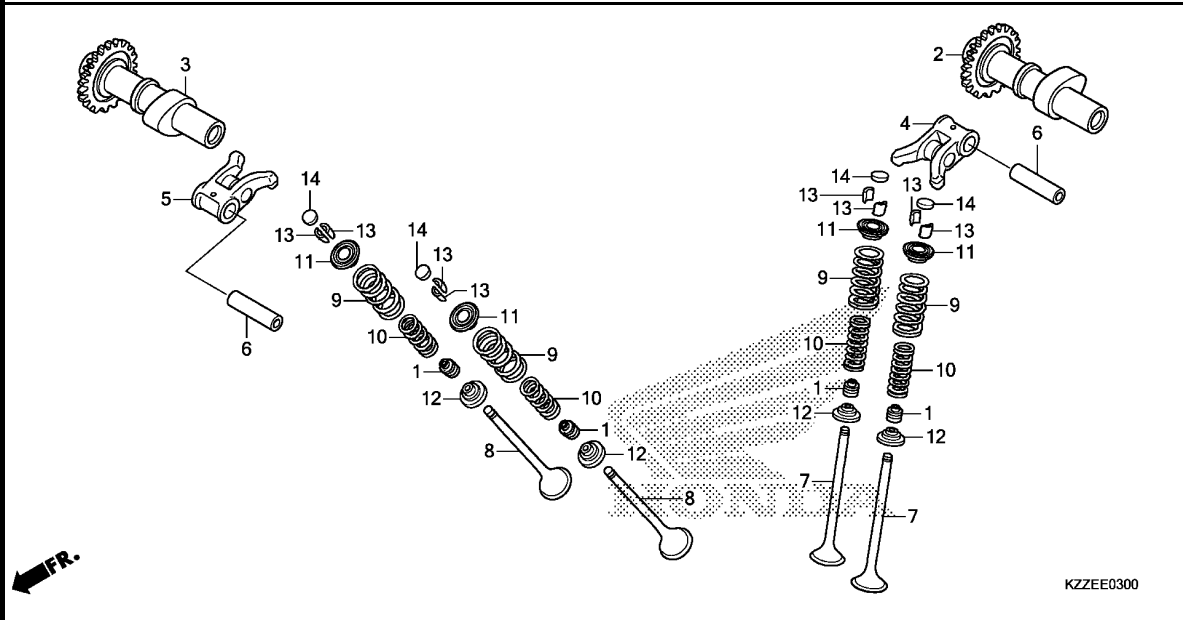
Ref. No.	L.O.N.	(Relative ref. Number) Description	F.R.T.
+ 4	1111BC	.INCLUDES: Valve adjustment ARM, INTAKE VALVE ROCKER(ONE) (A) .....	1.3
		.INCLUDES: Valve adjustment .NOTE: With middle cowling	
	1111BCB	.With canister add .....	0.2
5	1111K9	ARM, EXHAUST VALVE ROCKER(ONE) .INCLUDES: Valve adjustment	1.1
	1111BD	ARM, EXHAUST VALVE ROCKER(ONE) (A) .....	1.3
		.INCLUDES: Valve adjustment .NOTE: With middle cowling	
	1111BDA	.With canister add .....	0.2
	1111L8	ARM, VALVE ROCKER :FOR 1 VEHICLE .....	1.3
		.INCLUDES: Valve adjustment	
	1111BE	ARM, VALVE ROCKER(A) :FOR 1 VEHICLE .....	1.5
		.INCLUDES: Valve adjustment .NOTE: With middle cowling	
	1111BEA	.With canister add .....	0.2
7	1111NO	VALVE, INTAKE(ONE) .....	3.4
		.INCLUDES: Engine removal and installation	
		.INCLUDES: Refacing	

Ref. No.	Part No.	Description	Reqd. QTY						Serial No.	Parts catalogue code
			L	LA	RL	RL	RLA	RLA		
			H	H	H	J	H	J		
14)	14915-KT7-013	SHIM, TAPPET(1.550) .....	4	4	4	4	4	4		
	14916-KT7-013	SHIM, TAPPET(1.575) .....	4	4	4	4	4	4		
	14917-KT7-013	SHIM, TAPPET(1.600) .....	4	4	4	4	4	4		
	14918-KT7-013	SHIM, TAPPET(1.625) .....	4	4	4	4	4	4		
	14919-KT7-013	SHIM, TAPPET(1.650) .....	4	4	4	4	4	4		
	14920-KT7-013	SHIM, TAPPET(1.675) .....	4	4	4	4	4	4		
	14921-KT7-013	SHIM, TAPPET(1.700) .....	4	4	4	4	4	4		
	14922-KT7-013	SHIM, TAPPET(1.725) .....	4	4	4	4	4	4		
	14923-KT7-013	SHIM, TAPPET(1.750) .....	4	4	4	4	4	4		
	14924-KT7-013	SHIM, TAPPET(1.775) .....	4	4	4	4	4	4		
	14925-KT7-013	SHIM, TAPPET(1.800) .....	4	4	4	4	4	4		
	14926-KT7-013	SHIM, TAPPET(1.825) .....	4	4	4	4	4	4		
	14927-KT7-013	SHIM, TAPPET(1.850) .....	4	4	4	4	4	4		
	14928-KT7-013	SHIM, TAPPET(1.875) .....	4	4	4	4	4	4		
	14929-KT7-013	SHIM, TAPPET(1.900) .....	4	4	4	4	4	4		
	14930-KT7-013	SHIM, TAPPET(1.925) .....	4	4	4	4	4	4		
	14931-KT7-013	SHIM, TAPPET(1.950) .....	4	4	4	4	4	4		
	14932-KT7-013	SHIM, TAPPET(1.975) .....	4	4	4	4	4	4		
	14933-KT7-013	SHIM, TAPPET(2.000) .....	4	4	4	4	4	4		
	14934-KT7-013	SHIM, TAPPET(2.025) .....	4	4	4	4	4	4		
	14935-KT7-013	SHIM, TAPPET(2.050) .....	4	4	4	4	4	4		
	14936-KT7-013	SHIM, TAPPET(2.075) .....	4	4	4	4	4	4		
	14937-KT7-013	SHIM, TAPPET(2.100) .....	4	4	4	4	4	4		
	14938-KT7-013	SHIM, TAPPET(2.125) .....	4	4	4	4	4	4		
	14939-KT7-013	SHIM, TAPPET(2.150) .....	4	4	4	4	4	4		
	14940-KT7-013	SHIM, TAPPET(2.175) .....	4	4	4	4	4	4		
	14941-KT7-013	SHIM, TAPPET(2.200) .....	4	4	4	4	4	4		
	14942-KT7-013	SHIM, TAPPET(2.225) .....	4	4	4	4	4	4		
	14943-KT7-013	SHIM, TAPPET(2.250) .....	4	4	4	4	4	4		

2

E-3

CAMSHAFT/VALVE



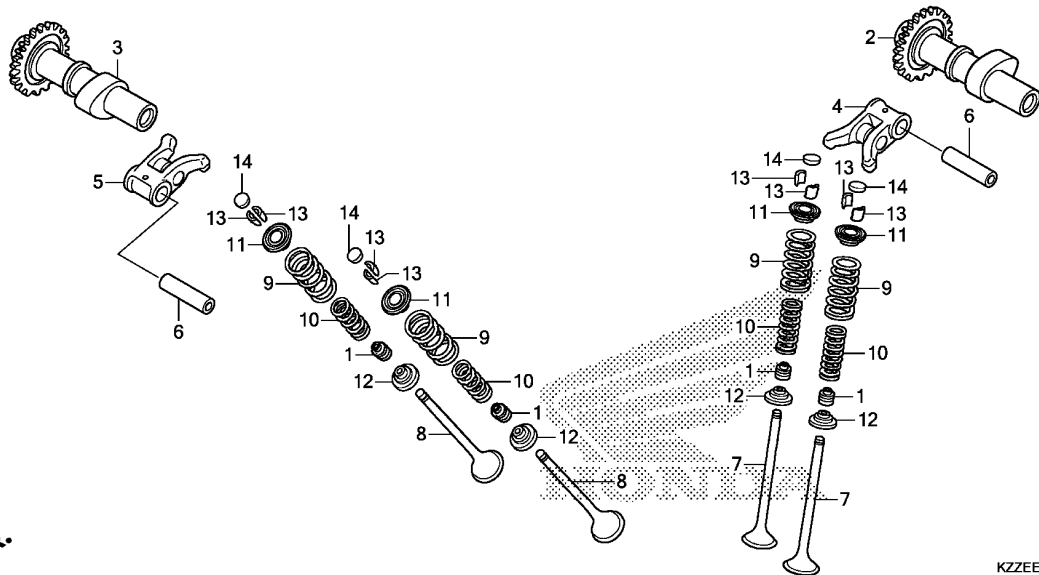
Ref. No.	L.O.N.	(Relative ref. Number) Description	F.R.T.
+ 7	1111N0A	.Replace all intake valve add	0.2
	1111BJ	VALVE, INTAKE(ONE) (A) .....	4.2
		.INCLUDES: Engine removal and installation	
		.INCLUDES: Refacing	
		.NOTE: With middle cowling	
	1111BJA	.Replace all intake valve add	0.2
8	1111N1	VALVE, EXHAUST(ONE) .....	3.4
		.INCLUDES: Engine removal and installation	
		.INCLUDES: Refacing	
	1111N1A	.Replace all exhaust valve add	0.2
	1111BK	VALVE, EXHAUST(ONE) (A) .....	4.2
		.INCLUDES: Engine removal and installation	
		.INCLUDES: Refacing	
		.NOTE: With middle cowling	
	1111BKA	.Replace all exhaust valve add	0.2
	1111PO	VALVE :FOR 1 VEHICLE .....	4.0
		.INCLUDES: Engine removal and installation	
		.INCLUDES: Refacing	
	1111BL	VALVE(A) :FOR 1 VEHICLE .....	4.8
		.INCLUDES: Engine removal and installation	

Ref. No.	Part No.	Description	Reqd. QTY						Serial No.	Parts catalogue code
			L	LA	RL	RLA	RLA	J		
14)	14944-KT7-013	SHIM, TAPPET(2.275) .....	4	4	4	4	4	4		
	14945-KT7-013	SHIM, TAPPET(2.300) .....	4	4	4	4	4	4		
	14946-KT7-013	SHIM, TAPPET(2.325) .....	4	4	4	4	4	4		
	14947-KT7-013	SHIM, TAPPET(2.350) .....	4	4	4	4	4	4		
	14948-KT7-013	SHIM, TAPPET(2.375) .....	4	4	4	4	4	4		
	14949-KT7-013	SHIM, TAPPET(2.400) .....	4	4	4	4	4	4		
	14950-KT7-013	SHIM, TAPPET(2.425) .....	4	4	4	4	4	4		
	14951-KT7-013	SHIM, TAPPET(2.450) .....	4	4	4	4	4	4		
	14952-KT7-013	SHIM, TAPPET(2.475) .....	4	4	4	4	4	4		
	14953-KT7-013	SHIM, TAPPET(2.500) .....	4	4	4	4	4	4		
	14954-KT7-013	SHIM, TAPPET(2.525) .....	4	4	4	4	4	4		
	14955-KT7-013	SHIM, TAPPET(2.550) .....	4	4	4	4	4	4		
	14956-KT7-013	SHIM, TAPPET(2.575) .....	4	4	4	4	4	4		
	14957-KT7-013	SHIM, TAPPET(2.600) .....	4	4	4	4	4	4		
	14958-KT7-013	SHIM, TAPPET(2.625) .....	4	4	4	4	4	4		
	14959-KT7-013	SHIM, TAPPET(2.650) .....	4	4	4	4	4	4		
	14960-KT7-013	SHIM, TAPPET(2.675) .....	4	4	4	4	4	4		
	14961-KT7-013	SHIM, TAPPET(2.700) .....	4	4	4	4	4	4		
	14962-KT7-013	SHIM, TAPPET(2.725) .....	4	4	4	4	4	4		
	14963-KT7-013	SHIM, TAPPET(2.750) .....	4	4	4	4	4	4		
	14964-KT7-013	SHIM, TAPPET(2.775) .....	4	4	4	4	4	4		
	14965-KT7-013	SHIM, TAPPET(2.800) .....	4	4	4	4	4	4		
	14966-KT7-013	SHIM, TAPPET(2.825) .....	4	4	4	4	4	4		
	14967-KT7-013	SHIM, TAPPET(2.850) .....	4	4	4	4	4	4		
	14968-KT7-013	SHIM, TAPPET(2.875) .....	4	4	4	4	4	4		
	14969-KT7-013	SHIM, TAPPET(2.900) .....	4	4	4	4	4	4		



E-3

CAMSHAFT/VALVE



Ref. No.	L.O.N.	(Relative ref. Number) Description	F.R.T.
+ 8		.INCLUDES: Refacing .NOTE: With middle cowling	
9		(1,10,11,12,13)	
1111P2		INTAKE VALVE SPRING AND/OR STEM SEAL(ONE) .....	3.2
		.INCLUDES: Engine removal and installation	
1111P2A		.Replace all intake spring add	0.1
1111BG		INTAKE VALVE SPRING AND/OR STEM SEAL(ONE) (A) .....	4.0
		.INCLUDES: Engine removal and installation	
		.NOTE: With middle cowling	
1111BGA		.Replace all intake spring add	0.1
1111P3		EXHAUST VALVE SPRING AND/OR STEM SEAL(ONE) .....	3.2
		.INCLUDES: Engine removal and installation	
1111P3A		.Replace all exhaust spring add .....	0.1
1111BF		EXHAUST VALVE SPRING AND/OR STEM SEAL(ONE) (A) .....	4.0
		.INCLUDES: Engine removal and installation	
		.NOTE: With middle cowling	
+			

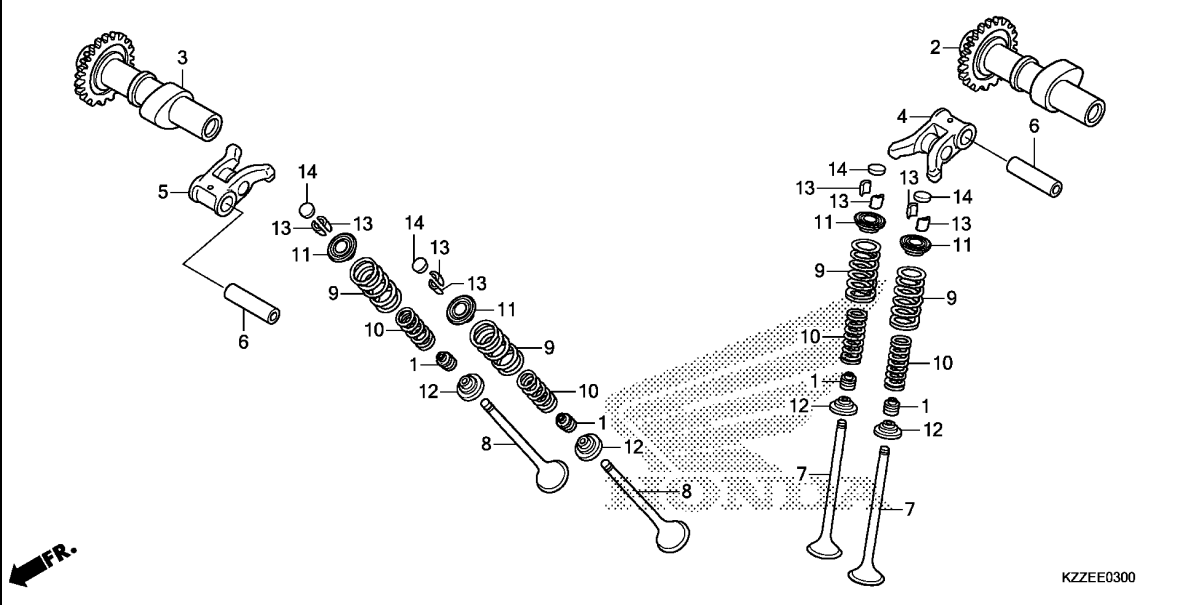
KZZEE0300

2

FR.

# E-3

# CAMSHAFT/VALVE



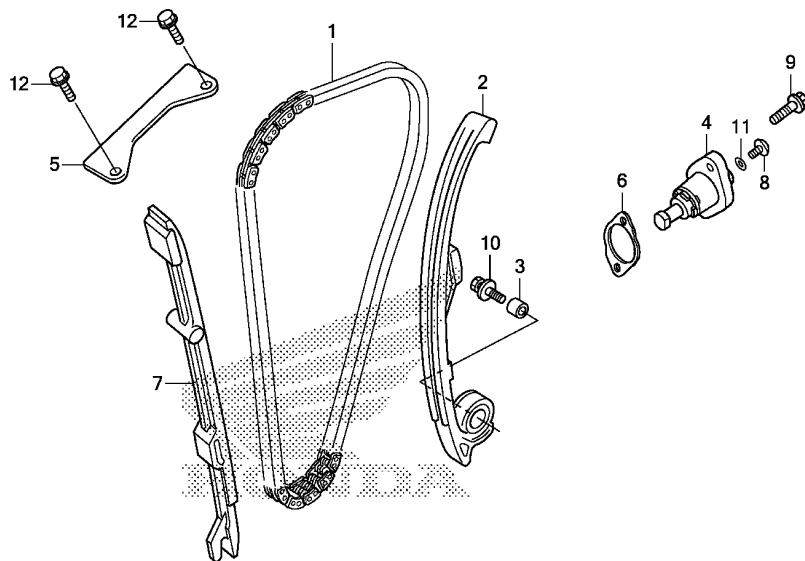
Ref. No.	L.O.N.	(Relative ref. Number) Description	F.R.T.
+ 9	1111BFA	.Replace all exhaust spring add .....	0.1
	1111Q2	VALVE SPRING AND/OR STEM SEAL :FOR 1 VEHICLE .....	3.5
		.INCLUDES: Engine removal and installation	
	1111BH	VALVE SPRING AND/OR STEM SEAL (A) :FOR 1 VEHICLE .....	4.3
		.INCLUDES: Engine removal and installation	
		.NOTE: With middle cowling	





E-4

CAM CHAIN/TENSIONER



Ref. No.	L.O.N.	(Relative ref. Number) Description	F.R.T.
1	110140	CHAIN, CAM ..... .INCLUDES: Engine removal and installation	3.7
	1101N8	CHAIN, CAM(A) ..... .INCLUDES: Engine removal and installation .NOTE: With middle cowling	4.5
2	111130	TENSIONER, CAM CHAIN ..... .INCLUDES: Engine removal and installation	3.5
	1111AE	TENSIONER, CAM CHAIN(A) ..... .INCLUDES: Engine removal and installation .NOTE: With middle cowling (6)	4.3
4	111133	LIFTER, TENSIONER .....	0.2
	1111BN	LIFTER, TENSIONER(A) ..... .NOTE: With middle cowling .With canister add .....	0.6
	1111BNA	.....	0.2
5	1111G9	GUIDE B, CAM CHAIN .....	0.5
	1111DH	GUIDE B, CAM CHAIN(A) ..... .NOTE: With middle cowling	0.7
7	111139	GUIDE, CAM CHAIN ..... .INCLUDES: Engine removal and installation	3.0

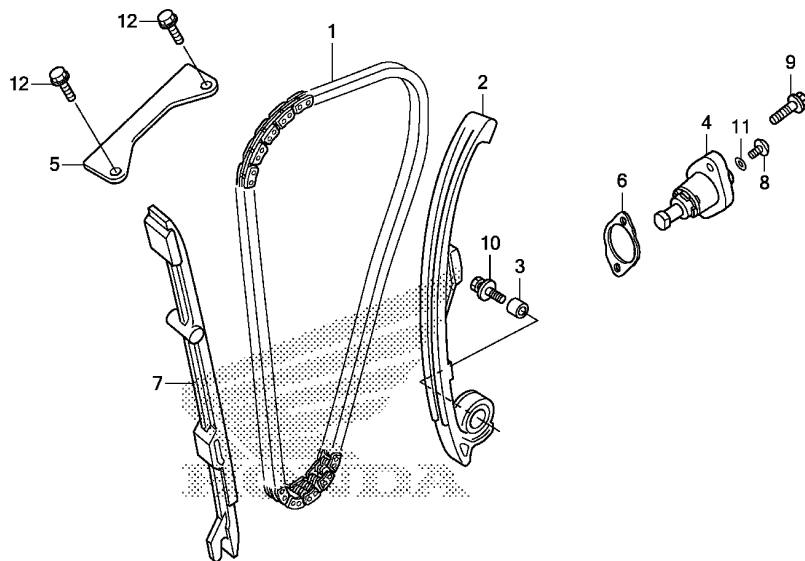
FR.

KZZEE0400

Ref. No.	Part No.	Description	Reqd. QTY						Serial No.	Parts catalogue code
			L	LA	RL	RL	RLA	RLA		
			H	H	H	J	H	J		
1	14401-KYJ-901	CHAIN, CAM(128L)(DAIDO) .....	1	1	1	1	1	1		
2	14510-K33-D00	TENSIONER COMP., CAM CHAIN ..	1	1	1	1	1	1		
3	14517-KYJ-900	COLLAR, TENSIONER .....	1	1	1	1	1	1		
4	14520-K33-701	LIFTER ASSY., TENSIONER .....	1	1	1	1	1	1		
5	14546-KYJ-900	GUIDE B, CAM CHAIN .....	1	1	1	1	1	1		
6	14560-KGH-900	GASKET, TENSIONER LIFTER .....	1	1	1	1	1	1		
7	14611-KYJ-900	GUIDE A, CAM CHAIN .....	1	1	1	1	1	1		
8	90005-KYJ-900	SCREW, PAN, 6X6 .....	1	1	1	1	1	1		
9	90011-KYJ-900	BOLT, FLANGE, 6X22 .....	2	2	2	2	2	2		
10	90022-KYJ-900	BOLT-WASHER, 6X25 .....	1	1	1	1	1	1		
11	91306-MG3-000	O-RING, 1.5X9.5 .....	1	1	1	1	1	1		
12	95701-06014-00	BOLT, FLANGE, 6X14 .....	2	2	2	2	2	2		

E-4

CAM CHAIN/TENSIONER

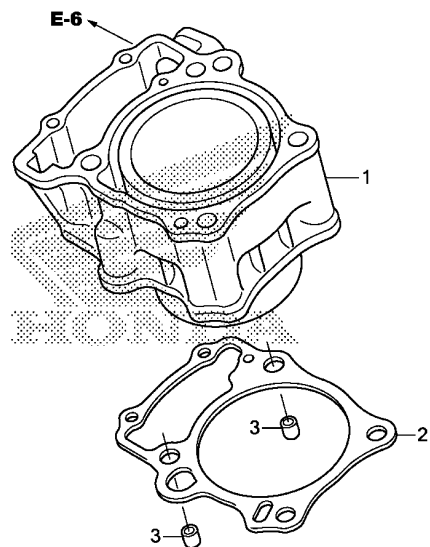


KZZEE0400

Ref. No.	L.O.N.	(Relative ref. Number) Description	F.R.T.
+ 7	1111BP	GUIDE, CAM CHAIN(A) ..... .INCLUDES: Engine removal and installation .NOTE: With middle cowling	3.8

E-5

CYLINDER



Ref. No.	L.O.N.	(Relative ref. Number) Description	F.R.T.
1	1111A5	CYLINDER ..... .INCLUDES: Engine removal and installation	3.4
	1111BR	CYLINDER(A) ..... .INCLUDES: Engine removal and installation .NOTE: With middle cowling	4.2
2	1111O2	GASKET, CYLINDER ..... .INCLUDES: Engine removal and installation	3.3
	1111BQ	GASKET, CYLINDER(A) ..... .INCLUDES: Engine removal and installation .NOTE: With middle cowling	4.1

Ref. No.	Part No.	Description	Reqd. QTY						Serial No.	Parts catalogue code
			L	LA	RL	RL	RLA	RLA		
			CRF250							
			H	H	H	J	H	J		
1	12100-KZZ-900	CYLINDER COMP. ....	1	1	1	1	1	1		
2	12191-KYJ-900	GASKET, CYLINDER ....	1	1	1	1	1	1		
3	94301-12160	PIN A, DOWEL, 12X16 ....	2	2	2	2	2	2		

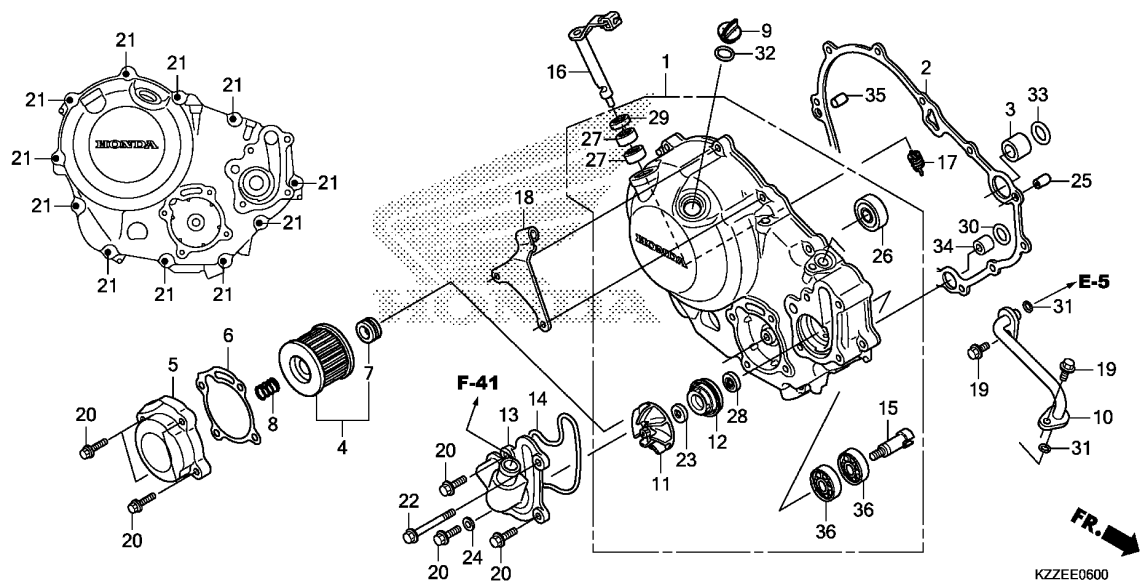
2

FR.

KZZEE0500

# E-6

# RIGHT CRANKCASE COVER



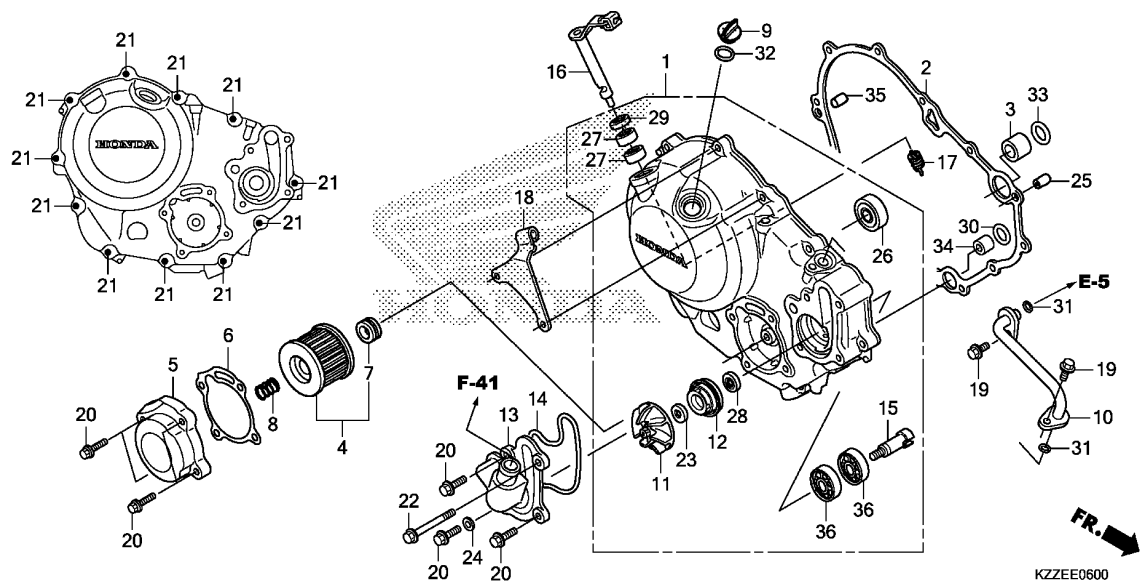
Ref. No.	L.O.N.	(Relative ref. Number) Description	F.R.T.
1	110159	COVER, CRANKCASE :RIGHT	1.0
	1101R4	COVER, CRANKCASE(A) :RIGHT .NOTE: With middle cowling	1.3
2	110158	GASKET, CRANKCASE COVER :RIGHT	0.9
	1101S8	GASKET, CRANKCASE COVER(A) :RIGHT .NOTE: With middle cowling	1.2
4	113127	ELEMENT, OIL FILTER	0.3
10	114125	PIPE, WATER CONNECTING	0.4
	1141Q5	PIPE, WATER CONNECTING(A) .NOTE: With middle cowling	0.7
11	114105	IMPELLER, WATER PUMP	1.0
	1141N4	IMPELLER, WATER PUMP(A) .NOTE: With middle cowling	1.3
12	114110	MECHANICAL SEAL, WATER PUMP	1.3
	1141J9	MECHANICAL SEAL, WATER PUMP(A) .NOTE: With middle cowling	1.6
13	1141B0	COVER, WATER PUMP	0.4
	1141M9	COVER, WATER PUMP(A) .NOTE: With middle cowling	0.7

Ref. No.	Part No.	Description	Reqd. QTY						Serial No.	Parts catalogue code
			L	LA	RL	RL	RLA	RLA		
			H	H	H	J	H	J		
1	11300-KZZ-D20	COVER ASSY., R. CRANKCASE	1	1	1	1	1	1		
2	11394-KYJ-900	GASKET, R. CRANKCASE COVER	1	1	1	1	1	1		
3	15326-KT7-000	COLLAR, OIL PATH, 18MM	1	1	1	1	1	1		
4	15410-KYJ-902	ELEMENT, OIL FILTER	1	1	1	1	1	1		
5	15411-KZZ-900	COVER, OIL FILTER	1	1	1	1	1	1		
6	15412-KYJ-901	GASKET, OIL FILTER COVER	1	1	1	1	1	1		
7	15413-MC8-000	RUBBER, FILTER	1	1	1	1	1	1		
8	15414-KF0-000	SPRING, OIL FILTER ELEMENT SETTING	1	1	1	1	1	1		
9	15611-KA4-710	CAP, OIL FILLER	1	1	1	1	1	1		
10	19120-KZZ-900	PIPE COMP., WATER	1	1	1	1	1	1		
11	19215-KGH-900	IMPELLER, WATER PUMP	1	1	1	1	1	1		
12	19217-P72-013	SEAL, MECHANICAL	1	1	1	1	1	1		
13	19220-KZZ-900	COVER COMP., WATER PUMP	1	1	1	1	1	1		
14	19226-KYJ-901	GASKET, WATER PUMP COVER	1	1	1	1	1	1		
15	19241-KZZ-D20	SHAFT, WATER PUMP	1	1	1	1	1	1		
16	22810-KZZ-900	LEVER COMP., CLUTCH	1	1	1	1	1	1		
17	22815-KM7-700	SPRING, CLUTCH LEVER	1	1	1	1	1	1		
18	22821-KZZ-900	RECEIVER, CLUTCH CABLE	1	1	1	1	1	1		
19	90010-KYJ-900	BOLT, FLANGE, 6X16(NSHF)	2	2	2	2	2	2		
20	90012-KYJ-900	BOLT, FLANGE, 6X25(NSHF)	7	7	7	7	7	7		
21	90013-KYJ-900	BOLT, FLANGE, 6X30(NSHF)	11	11	11	11	11	11		
22	90015-KYJ-900	BOLT, FLANGE, 6X65(NSHF)	1	1	1	1	1	1		
23	90423-KW6-900	WASHER, 7X13X1.2	1	1	1	1	1	1		
24	90463-ML7-000	WASHER, SEALING, 6.5MM	1	1	1	1	1	1		



# E-6

# RIGHT CRANKCASE COVER

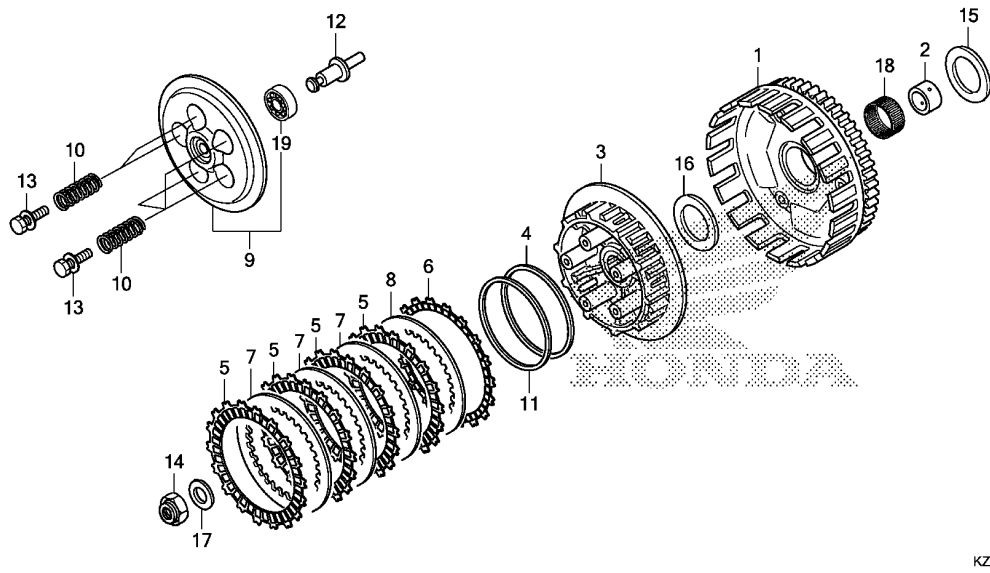


Ref. No.	L.O.N.	(Relative ref. Number) Description	F.R.T.
15	1141E7	SHAFT, WATER PUMP .....	1.0
	1141K0	SHAFT, WATER PUMP(A) .....	1.3
		.NOTE: With middle cowling	
16	2121A7	LEVER, CLUTCH .....	1.0
	2121N5	LEVER, CLUTCH(A) .....	1.3
		.NOTE: With middle cowling	
26	1101V8	BEARING, CRANKSHAFT :CRANKCASE COVER SIDE .....	1.1
	1101Y5	BEARING, CRANKSHAFT(A) :CRANKCASE COVER SIDE .....	1.4
		.NOTE: With middle cowling	
36	114144	BEARING, WATER PUMP .....	1.3
		.NOTE: Same time for two units	
	1141Q6	BEARING, WATER PUMP(A) .....	1.6
		.NOTE: Same time for two units	
		.NOTE: With middle cowling	

Ref. No.	Part No.	Description	Reqd. QTY						Serial No.	Parts catalogue code
			L	LA	RL	RL	RLA	RLA		
			H	H	H	J	H	J		
25	90702-KFM-900	DOWEL PIN, 8X12 .....	1	1	1	1	1	1		
26	91009-KYJ-901	BEARING, RADIAL BALL, 6001U -	1	1	1	1	1	1		
27	91053-719-005	BEARING, NEEDLE, 12X16X10(NTN)	2	2	2	2	2	2		
28	91202-KTW-901	OIL SEAL, 12X26X5 .....	1	1	1	1	1	1		
29	91204-KK0-003	OIL SEAL, 12X18X5(ARAI) .....	1	1	1	1	1	1		
30	91301-KYJ-901	O-RING, 11.8X1.9 .....	1	1	1	1	1	1		
31	91302-KYJ-901	O-RING, 9.8X2.4 .....	2	2	2	2	2	2		
32	91307-035-000	O-RING, 18X3 .....	1	1	1	1	1	1		
33	91322-PT0-004	O-RING, 17.8X1.9(ARAI) .....	1	1	1	1	1	1		
34	94301-12160	PIN A, DOWEL, 12X16 .....	1	1	1	1	1	1		
35	94302-08140	PIN B, DOWEL, 8X14 .....	1	1	1	1	1	1		
36	96100-60013-00	BEARING, RADIAL BALL, 6001 -	2	2	2	2	2	2		

E-8

CLUTCH



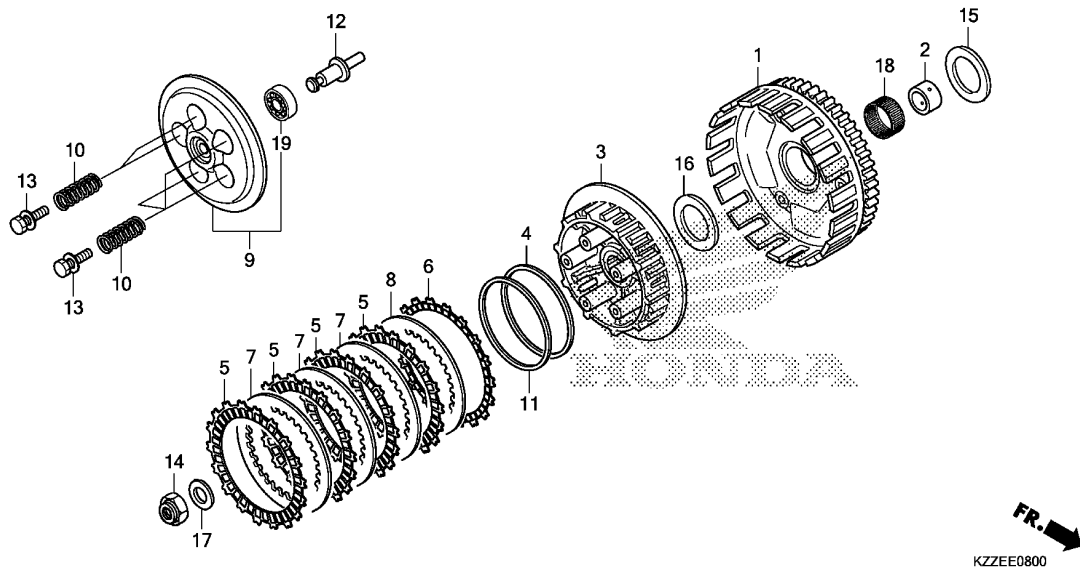
Ref. No.	L.O.N.	(Relative ref. Number) Description	F.R.T.
1		(18)	
	2121A0	OUTER, CLUTCH .....	1.3
	2121F6	OUTER, CLUTCH(A) .....	1.6
		.NOTE: With middle cowling	
3	212112	CENTER, CLUTCH .....	1.3
	2121F8	CENTER, CLUTCH(A) .....	1.6
		.NOTE: With middle cowling	
5		(4,6,7,8,11)	
	2121A1	DISC, CLUTCH FRICTION .....	1.1
		.NOTE: Same time for two units or more	
	2121F9	DISC, CLUTCH FRICTION(A) .....	1.4
		.NOTE: Same time for two units or more	
		.NOTE: With middle cowling	
9		(19)	
	2121A3	PLATE, CLUTCH PRESSURE .....	1.0
	2121P1	PLATE, CLUTCH PRESSURE(A) .....	1.3
		.NOTE: With middle cowling	
10	212107	SPRING, CLUTCH .....	1.0
		.NOTE: Same time for two units or more	
	2121N0	SPRING, CLUTCH(A) .....	1.3
		.NOTE: Same time for two units or more	

Ref. No.	Part No.	Description	Reqd. QTY						Serial No.	Parts catalogue code
			L	LA	RL	RL	RLA	RLA		
			H	H	H	J	H	J		
1	22100-KZZ-901	OUTER COMP., CLUTCH(73T) ....	1	1	1	1	1	1		
2	22116-KYJ-900	GUIDE, CLUTCH OUTER .....	1	1	1	1	1	1		
3	22121-KZZ-901	CENTER, CLUTCH .....	1	1	1	1	1	1		
4	22125-KZZ-901	SEAT, JUDDER SPRING .....	1	1	1	1	1	1		
5	22201-MGZ-J01	DISK, CLUTCH FRICTION .....	4	4	4	4	4	4		
6	22202-KZZ-901	DISK B, CLUTCH FRICTION .....	1	1	1	1	1	1		
7	22321-KYJ-902	PLATE, CLUTCH .....	3	3	3	3	3	3		
8	22322-KZZ-901	PLATE B, CLUTCH .....	1	1	1	1	1	1		
9	22350-KYJ-902	PLATE COMP., CLUTCH PRESSURE	1	1	1	1	1	1		
10	22401-KYJ-902	SPRING, CLUTCH .....	5	5	5	5	5	5		
11	22402-KZZ-902	SPRING, JUDDER .....	1	1	1	1	1	1		
12	22847-KZZ-900	PIN, CLUTCH LIFTER .....	1	1	1	1	1	1		
13	90050-KYJ-902	BOLT, 6X1.0 .....	5	5	5	5	5	5		
14	90201-KYJ-900	NUT, SPECIAL, 16MM .....	1	1	1	1	1	1		
15	90404-KVK-900	WASHER, 20X40X2 .....	1	1	1	1	1	1		
16	90404-KYJ-902	WASHER, 20X40X2 .....	1	1	1	1	1	1		
17	90434-KPS-900	WASHER, 16MM .....	1	1	1	1	1	1		
18	91012-KYJ-901	BEARING, NEEDLE, 28X33X16.8 ..	1	1	1	1	1	1		
19	96100-60010-00	BEARING, RADIAL BALL, 6001 ..	1	1	1	1	1	1		



E-8

CLUTCH

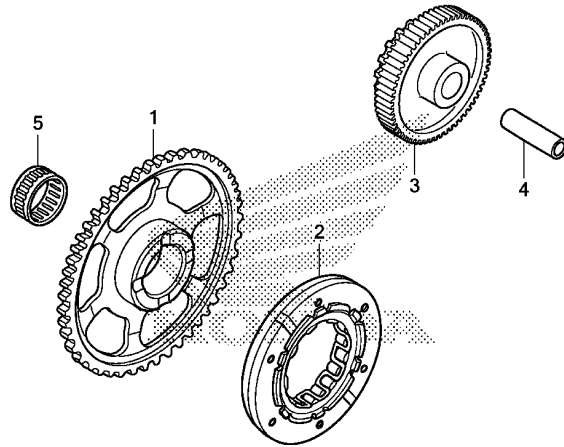


Ref. No.	L.O.N.	(Relative ref. Number) Description	F.R.T.
+10		.NOTE: With middle cowling	
12	2121B6	ROD, CLUTCH LIFTER .....	1.0
	2121N7	ROD, CLUTCH LIFTER(A) .....	1.3
		.NOTE: With middle cowling	

2

E-9

STARTING CLUTCH



FR.

KZZEE0900

Ref. No.	L.O.N.	(Relative ref. Number) Description	F.R.T.
1		(5)	
	612120	GEAR, STARTER DRIVEN .....	0.6
	6121C4	GEAR, STARTER DRIVEN(A) .....	0.8
		.NOTE: With middle cowling	
2	612131	OUTER, STARTING CLUTCH .....	0.7
	6121C6	OUTER, STARTING CLUTCH(A) ....	0.9
		.NOTE: With middle cowling	
3	612125	GEAR, STARTER REDUCTION .....	0.4
	6121C5	GEAR, STARTER REDUCTION(A) ...	0.6
		.NOTE: With middle cowling	

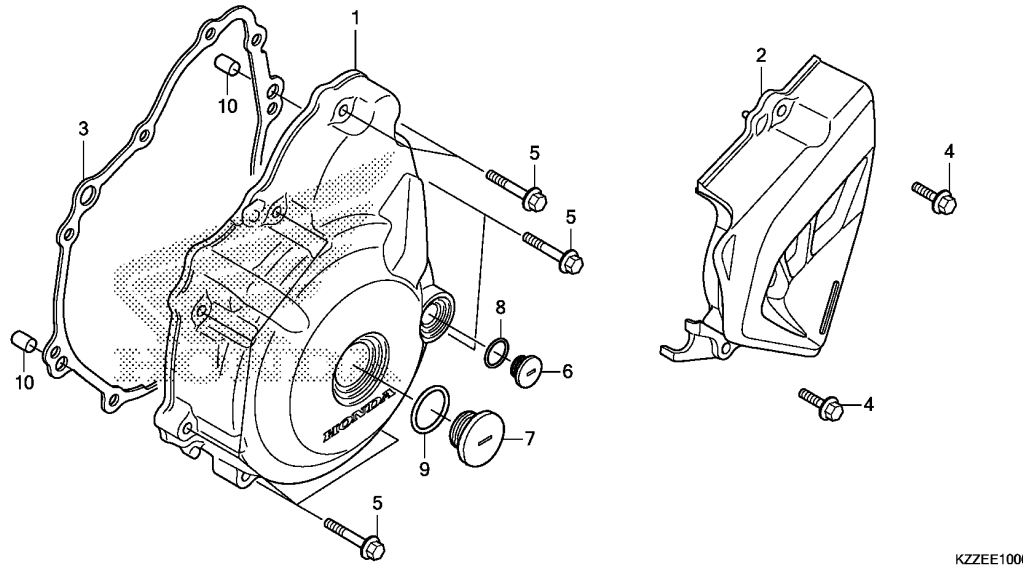
Ref. No.	Part No.	Description	Reqd. QTY						Serial No.	Parts catalogue code
			L	LA	RL	RL	RLA	RLA		
			H	H	H	J	H	J		
1	28110-KYJ-900	GEAR COMP., STARTER DRIVEN (68T)	1	1	1	1	1	1		
2	28125-KYJ-901	OUTER COMP., STARTING CLUTCH	1	1	1	1	1	1		
3	28130-KYJ-900	GEAR, STARTER REDUCTION (17T/60T)	1	1	1	1	1	1		
4	28132-MK5-000	SHAFT C, IDLE GEAR .....	1	1	1	1	1	1		
5	91107-KYJ-902	BEARING, NEEDLE, 29X34X24 ...	1	1	1	1	1	1		

2



# E-10

# LEFT CRANKCASE COVER



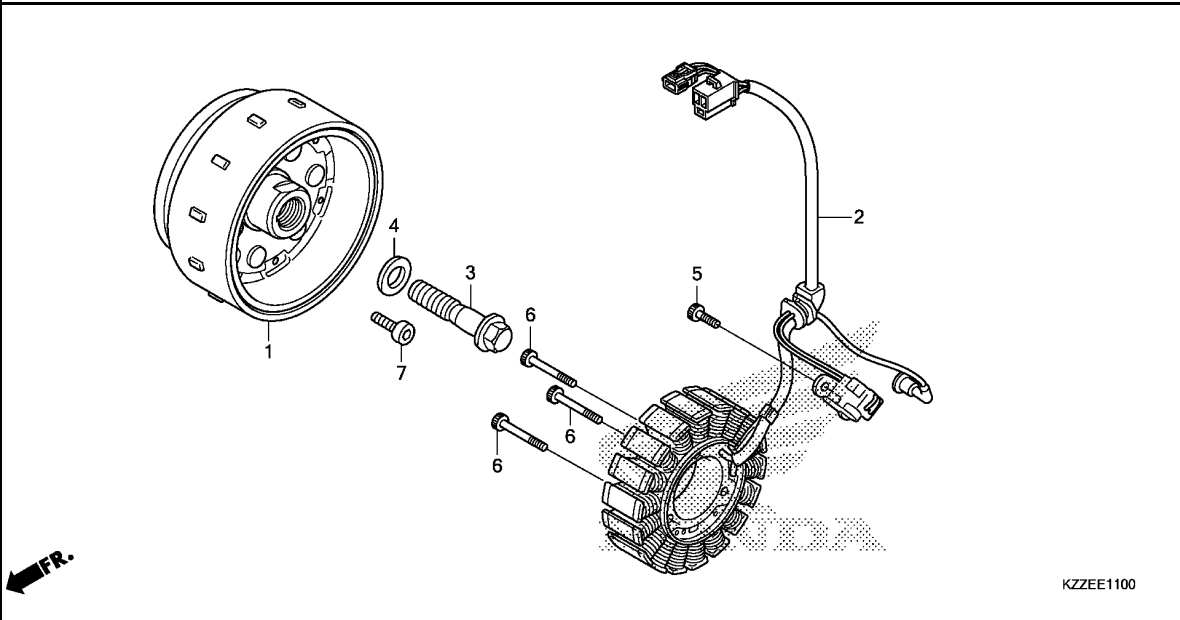
Ref. No.	L.O.N.	(Relative ref. Number) Description	F.R.T.
1	1101A6	COVER, CRANKCASE :LEFT .....	0.5
	1101P4	COVER, CRANKCASE(A) :LEFT ....	0.7
		.NOTE: With middle cowling	
2	1101B0	COVER, CRANKCASE :LEFT REAR ..	0.1
3	1101A3	GASKET, CRANKCASE COVER :LEFT	0.4
	1101P5	GASKET, CRANKCASE COVER(A) :LEFT .....	0.6
		.NOTE: With middle cowling	

Ref. No.	Part No.	Description	Reqd. QTY						Serial No.	Parts catalogue code
			L	LA	RL	RL	RLA	RLA		
			H	H	H	J	H	J		
1	11341-KZZ-900	COVER, L. CRANKCASE .....	1	1	1	1	1	1		
2	11360-KZZ-900	COVER COMP., L. RR. ....	1	1	1	1	1	1		
3	11395-KYJ-900	GASKET, L. CRANKCASE COVER ..	1	1	1	1	1	1		
4	90012-KYJ-900	BOLT, FLANGE, 6X25(NSHF) ....	2	2	2	2	2	2		
5	90013-KYJ-900	BOLT, FLANGE, 6X30(NSHF) ....	9	9	9	9	9	9		
6	90084-KPP-860	CAP, A.C. GENERATOR .....	1	1	1	1	1	1		
7	90087-KPP-860	CAP, 30MM .....	1	1	1	1	1	1		
8	91303-377-000	O-RING, 13.8X2.5 .....	1	1	1	1	1	1		
9	91356-KWV-000	O-RING, 30MM .....	1	1	1	1	1	1		
10	94302-08140	PIN B, DOWEL, 8X14 .....	2	2	2	2	2	2		

2

# E-11

# GENERATOR



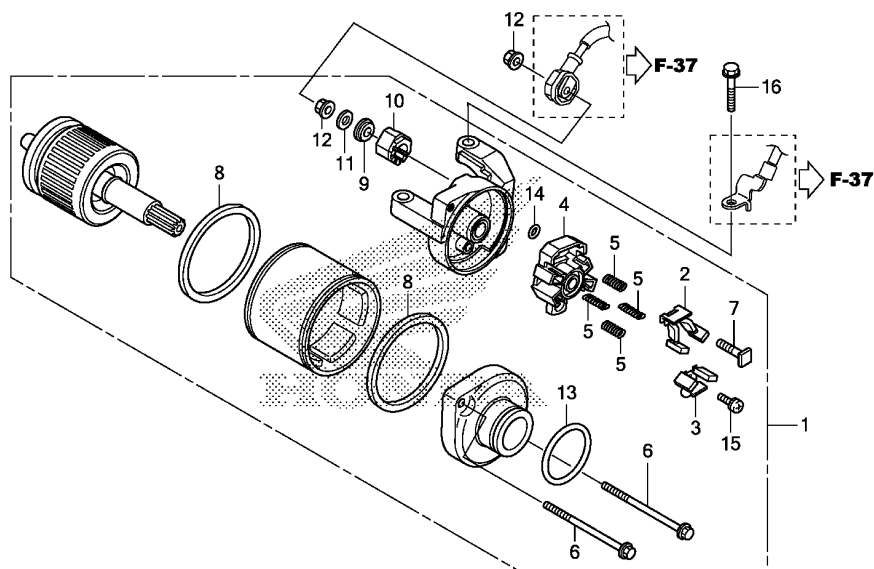
Ref. No.	L.O.N.	(Relative ref. Number) Description	F.R.T.
1	613105	ROTOR OR FLYWHEEL .....	0.7
	6131C6	ROTOR OR FLYWHEEL(A) .....	0.9
		.NOTE: With middle cowling	
2	6131A3	STATOR .....	0.7
	6131C7	STATOR(A) .....	0.9
		.NOTE: With middle cowling	

Ref. No.	Part No.	Description	Reqd. QTY						Serial No.	Parts catalogue code
			L	LA	RL	RL	RLA	RLA		
			H	H	H	J	H	J		
1	31110-KZZ-D21	FLYWHEEL COMP.(DENSO) .....	1	1	1	1	1	1		
2	31120-KZZ-901	STATOR COMP.(DENSO) .....	1	1	1	1	1	1		
3	90023-KYJ-900	BOLT, FLANGE, 12X50 .....	1	1	1	1	1	1		
4	90401-KCY-670	WASHER, 12.5X30X5 .....	1	1	1	1	1	1		
5	96600-06016-00	BOLT, SOCKET, 6X16 .....	2	2	2	2	2	2		
6	96600-06035-00	BOLT, SOCKET, 6X35 .....	3	3	3	3	3	3		
7	96600-08020-10	BOLT, SOCKET, 8X20 .....	6	6	6	6	6	6		



E-13

STARTER MOTOR



KZZEE1300

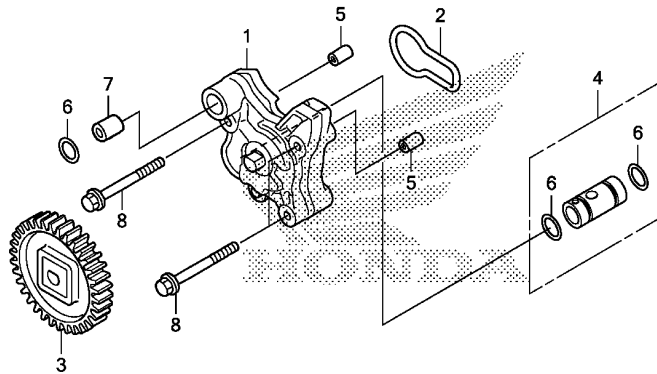
Ref. No.	L.O.N.	(Relative ref. Number) Description	F.R.T.
1	612105	MOTOR, STARTING .....	0.5
	6121D0	MOTOR, STARTING(A) .....	0.9
		.NOTE: With middle cowling	
	6121D0A	.With canister add .....	0.2
2		(3,4,5,8)	
	6121A4	TERMINAL, BRUSH(STARTER) .....	0.6
		.NOTE: Same time for two units	
	6121D2	TERMINAL, BRUSH(STARTER) (A) .....	1.0
		.NOTE: Same time for two units	
		.NOTE: With middle cowling	
	6121D2A	.With canister add .....	0.2

FR.

Ref. No.	Part No.	Description	Reqd. QTY						Serial No.	Parts catalogue code
			L	LA	RL	RL	RLA	RLA		
			CRF250							
			H	H	H	J	H	J		
1	31200-KZZ-901	MOTOR ASSY., STARTER(MITSUBA)	1	1	1	1	1	1		
2	31201-MEW-921	BRUSH SET A, CARBON .....	1	1	1	1	1	1		
3	31202-MEW-921	BRUSH SET B, CARBON .....	1	1	1	1	1	1		
4	31203-MEW-921	HOLDER, BRUSH .....	1	1	1	1	1	1		
5	31204-MEW-921	SPRING, CARBON BRUSH .....	4	4	4	4	4	4		
6	31205-HP5-601	BOLT, SETTING .....	2	2	2	2	2	2		
7	31206-MEW-921	BOLT, TERMINAL .....	1	1	1	1	1	1		
8	31207-HP5-601	RING .....	2	2	2	2	2	2		
9	31208-MEW-921	INSULATOR .....	1	1	1	1	1	1		
10	31209-MEW-921	STOPPER, TERMINAL .....	1	1	1	1	1	1		
11	31210-MEW-921	WASHER .....	1	1	1	1	1	1		
12	90071-MB0-000	NUT-WASHER, 6MM .....	2	2	2	2	2	2		
13	91309-425-003	O-RING, 24.4X3.1(ARAI) .....	1	1	1	1	1	1		
14	91320-MB0-000	O-RING, 4X2 .....	1	1	1	1	1	1		
15	93892-05012-08	SCREW-WASHER, 5X12 .....	1	1	1	1	1	1		
16	95701-06025-00	BOLT, FLANGE, 6X25 .....	2	2	2	2	2	2		

# E-14

# OIL PUMP



FR. →  
KZZEE1400

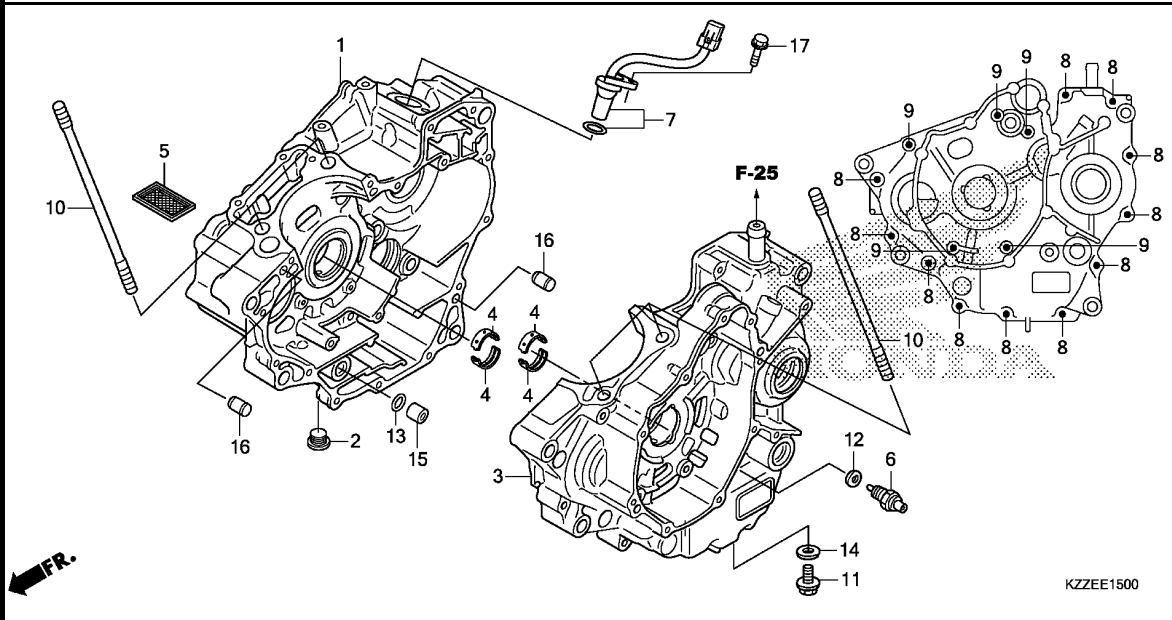
Ref. No.	L.O.N.	(Relative ref. Number) Description	F.R.T.
1		(2)	
	113105	PUMP ASSY., OIL .....	1.1
	1131F2	PUMP ASSY., OIL(A) .....	1.4
		.NOTE: With middle cowling	
3		(6)	
	1131A2	SPROCKET, OIL PUMP DRIVE .....	0.9
	1131F3	SPROCKET, OIL PUMP DRIVE(A) ..	1.2
		.NOTE: With middle cowling	
4		(6)	
	113126	VALVE, RELIEF .....	1.1
	1131G6	VALVE, RELIEF(A) .....	1.4
		.NOTE: With middle cowling	

Ref. No.	Part No.	Description	Reqd. QTY						Serial No.	Parts catalogue code
			L	LA	RL	RL	RLA	RLA		
			H	H	H	J	H	J		
1	15100-KYJ-900	PUMP ASSY., OIL .....	1	1	1	1	1	1		
2	15119-KYJ-901	GASKET, OIL PUMP .....	1	1	1	1	1	1		
3	15130-KYJ-900	GEAR COMP., OIL PUMP(32T) ..	1	1	1	1	1	1		
4	15220-KYJ-900	VALVE ASSY., RELIEF .....	1	1	1	1	1	1		
5	90702-KFM-900	DOWEL PIN, 8X12 .....	2	2	2	2	2	2		
6	91301-KYJ-901	O-RING, 11.8X1.9 .....	3	3	3	3	3	3		
7	94301-12160	PIN A, DOWEL, 12X16 .....	1	1	1	1	1	1		
8	95701-06045-00	BOLT, FLANGE, 6X45 .....	3	3	3	3	3	3		



# E-15

# CRANKCASE

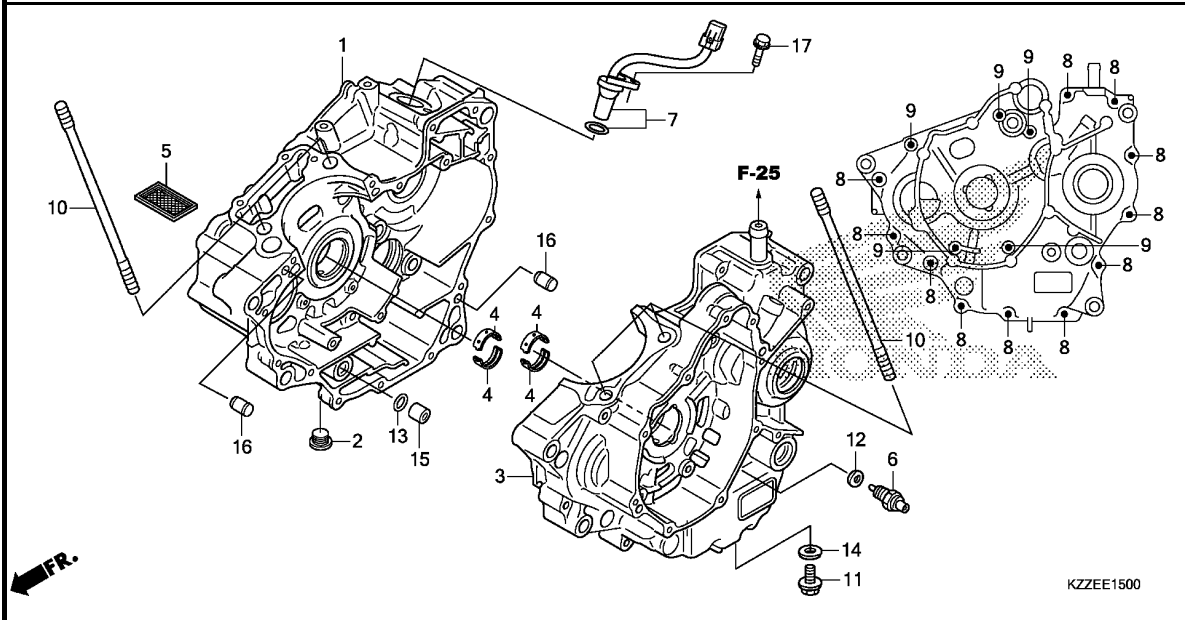


Ref. No.	L.O.N.	(Relative ref. Number) Description	F.R.T.
1	110120	CRANKCASE :RIGHT ..... .INCLUDES: Engine removal and installation	5.6
	1101P1	CRANKCASE(A) :RIGHT ..... .INCLUDES: Engine removal and installation .NOTE: With middle cowling	6.4
3	110115	CRANKCASE :LEFT ..... .INCLUDES: Engine removal and installation	5.6
	1101N9	CRANKCASE(A) :LEFT ..... .INCLUDES: Engine removal and installation .NOTE: With middle cowling	6.4
	1101A2	CRANKCASE :BOTH ..... .INCLUDES: Engine removal and installation	6.2
	1101P0	CRANKCASE(A) :BOTH ..... .INCLUDES: Engine removal and installation .NOTE: With middle cowling	7.0
4	1101B6	BEARING, CRANKSHAFT :LEFT .... .INCLUDES: Engine removal and installation	5.1
+	1101P6	BEARING, CRANKSHAFT(A) :LEFT .	5.9

Ref. No.	Part No.	Description	Reqd. QTY						Serial No.	Parts catalogue code
			L	LA	RL	RL	RLA	RLA		
			H	H	H	J	H	J		
1	11100-KZZ-900	CRANKCASE COMP., R. ....	1	1	1	1	1	1		
2	11107-KYJ-900	BOLT, SEALING, 16MM .....	1	1	1	1	1	1		
3	11200-KZZ-900	CRANKCASE COMP., L. ....	1	1	1	1	1	1		
4	13312-K33-D01	BEARING A, CRANKSHAFT (BLUE) -	4	4	4	4	4	4		
	13313-K33-D01	BEARING B, CRANKSHAFT (BLACK)	4	4	4	4	4	4		
	13314-K33-D01	BEARING C, CRANKSHAFT (BROWN)	4	4	4	4	4	4		
	13315-K33-305	BEARING D, CRANKSHAFT (RED) (O.S.)	(4)	(4)	(4)	(4)	(4)	(4)		
	13316-K33-305	BEARING E, CRANKSHAFT (GREEN) (O.S.)	(4)	(4)	(4)	(4)	(4)	(4)		
	13317-K33-305	BEARING F, CRANKSHAFT (YELLOW) (O.S.)	(4)	(4)	(4)	(4)	(4)	(4)		
	13318-K33-305	BEARING G, CRANKSHAFT (PINK) (O.S.)	(4)	(4)	(4)	(4)	(4)	(4)		
5	15421-KYJ-900	SCREEN, OIL FILTER .....	1	1	1	1	1	1		
6	35600-HA0-003	SWITCH ASSY., NEUTRAL (TOYO) -	1	1	1	1	1	1		
7	37700-KZZ-901	SENSOR ASSY., SPEED .....	1	1	1	1	1	1		
8	90014-KYJ-900	BOLT, FLANGE, 6X40 (NSHF) ....	11	11	11	11	11	11		
9	90016-KYJ-900	BOLT, FLANGE, 6X70 (NSHF) ....	5	5	5	5	5	5		
10	90032-K33-D00	BOLT, STUD, 10X178 .....	4	4	4	4	4	4		
11	90061-KYJ-900	BOLT, DRAIN PLUG, 12MM .....	1	1	1	1	1	1		
12	90443-KR0-000	WASHER, NEUTRAL SWITCH .....	1	1	1	1	1	1		
13	91301-KYJ-901	O-RING, 11.8X1.9 .....	1	1	1	1	1	1		
14	94109-12000	WASHER, DRAIN PLUG, 12MM ....	1	1	1	1	1	1		
15	94301-12160	PIN A, DOWEL, 12X16 .....	1	1	1	1	1	1		
16	94302-08140	PIN B, DOWEL, 8X14 .....	2	2	2	2	2	2		
17	95701-06018-00	BOLT, FLANGE, 6X18 .....	1	1	1	1	1	1		

# E-15

# CRANKCASE

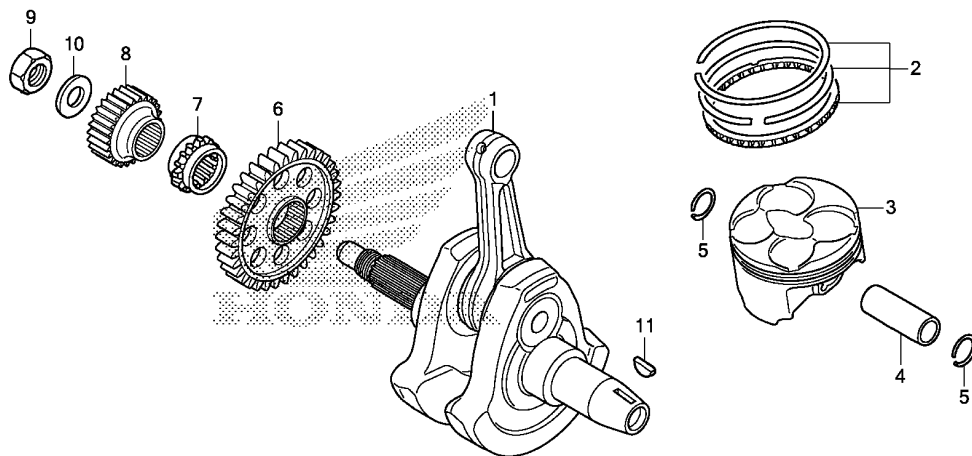


Ref. No.	L.O.N.	(Relative ref. Number) Description	F.R.T.
+ 4		.INCLUDES: Engine removal and installation	
1101B7		BEARING, CRANKSHAFT :RIGHT ... .INCLUDES: Engine removal and installation	5.1
1101P7		BEARING, CRANKSHAFT(A) :RIGHT .INCLUDES: Engine removal and installation	5.9
1101G0		BEARING, CRANKSHAFT :BOTH .... .INCLUDES: Engine removal and installation	5.3
1101P8		BEARING, CRANKSHAFT(A) :BOTH . .INCLUDES: Engine removal and installation	6.1
5	1131B5	SCREEN, OIL FILTER .....	0.9
	1131G2	SCREEN, OIL FILTER(A) .....	1.2
		.NOTE: With middle cowling	
6	6151B8	SWITCH, NEUTRAL .....	0.2
7	617198	SENSOR, SPEEDOMETER .....	0.3
	6171E9	SENSOR, SPEEDOMETER(A) .....	1.3
		.NOTE: With middle cowling	
	6171E9A	.With canister add .....	0.2



E-16

CRANKSHAFT/PISTON



Ref. No.	L.O.N.	(Relative ref. Number) Description	F.R.T.
1	1101B5	CRANKSHAFT ..... .INCLUDES: Engine removal and installation	5.3
	1101N6	CRANKSHAFT(A) ..... .INCLUDES: Engine removal and installation .NOTE: With middle cowling (2,4,5)	6.1
3	111103	PISTON RING AND/OR PISTON(ONE) ..... .INCLUDES: Engine removal and installation	3.5
	1111BS	PISTON RING AND/OR PISTON(ONE) (A) ..... .INCLUDES: Engine removal and installation .NOTE: With middle cowling	4.3
6	110183	GEAR, BALANCER DRIVE ..... .INCLUDES: Engine removal and installation	3.7
	1101Y6	GEAR, BALANCER DRIVE(A) ..... .INCLUDES: Engine removal and installation .NOTE: With middle cowling	4.5
+ 7	1101C8	SPROCKET, TIMING .....	3.7

FR.

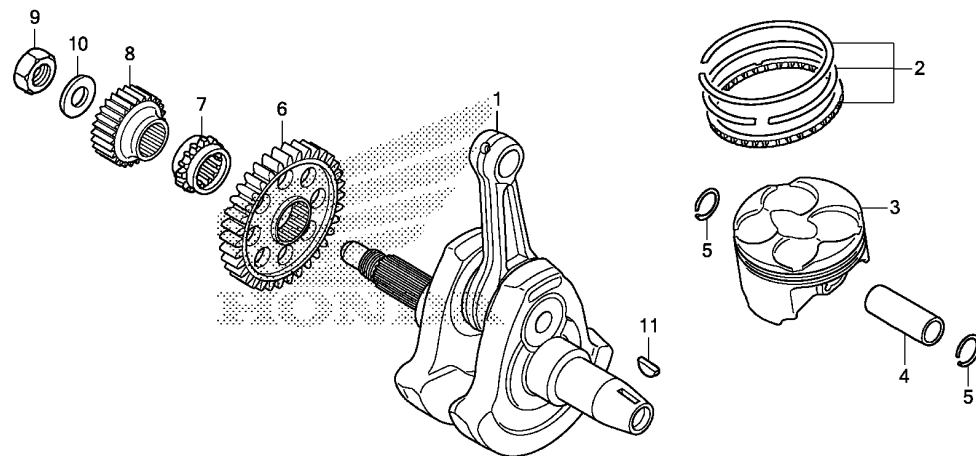
KZZEE1600

Ref. No.	Part No.	Description	Reqd. QTY						Serial No.	Parts catalogue code
			L	LA	RL	RL	RLA	RLA		
			CRF250							
			H	H	H	J	H	J		
1	13000-KYJ-902	CRANKSHAFT COMP. ....	1	1	1	-	1	-		
	13000-KYJ-903	.....	-	-	-	1	-	1		
2	13011-KZZ-D20	RING SET, PISTON(STD.) ....	1	1	1	1	1	1		
	13021-KZZ-D20	RING SET, PISTON(0.25) ....	(1)	(1)	(1)	(1)	(1)	(1)	-----	IN,KO,LA,PH,U
	13031-KZZ-D20	RING SET, PISTON(0.50) ....	(1)	(1)	(1)	(1)	(1)	(1)	-----	IN,KO,LA,PH,U
3	13101-K33-J00	PISTON .....	1	1	1	1	1	1	-----	ED,KO,LA,PH,U
	13102-KZZ-D21	PISTON(0.25) .....	(1)	(1)	(1)	(1)	(1)	(1)	-----	KO,LA,PH,U
	13103-KZZ-D21	PISTON(0.50) .....	(1)	(1)	(1)	(1)	(1)	(1)	-----	KO,LA,PH,U
	13101-KZZ-P01	PISTON .....	-	-	1	1	-	-	-----	IN
	13102-KZZ-P01	PISTON(0.25) .....	-	-	(1)	(1)	-	-	-----	IN
	13103-KZZ-P01	PISTON(0.50) .....	-	-	(1)	(1)	-	-	-----	IN
4	13111-MEL-000	PIN, PISTON .....	1	1	1	1	1	1		
5	13112-K33-D00	CLIP, PISTON PIN, 17MM .....	2	2	2	2	2	2		
6	13417-K33-D00	GEAR, BALANCER DRIVE(35T) ...	1	1	1	1	1	1		
7	14311-KYJ-900	SPROCKET, TIMING(17T) .....	1	1	1	1	1	1		
8	23121-K33-D01	GEAR, PRIMARY DRIVE(26T) ....	1	1	1	1	1	1		
9	90235-KYJ-900	NUT, LOCK, 16MM .....	1	1	1	1	1	1		
10	90434-KPS-900	WASHER, 16MM .....	1	1	1	1	1	1		
11	90742-KYJ-900	KEY, WOODRUFF, 25X18 .....	1	1	1	1	1	1		

2

E-16

CRANKSHAFT/PISTON



←FR.

KZZEE1600

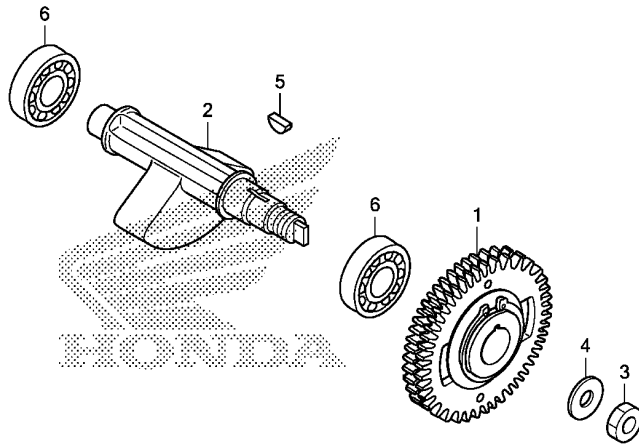
Ref. No.	L.O.N.	(Relative ref. Number) Description	F.R.T.
+ 7		.INCLUDES: Engine removal and installation	
1101P9		SPROCKET, TIMING(A) .....	4.5
		.INCLUDES: Engine removal and installation	
		.NOTE: With middle cowling	
8	211105	GEAR, PRIMARY DRIVE .....	1.3
	2111F8	GEAR, PRIMARY DRIVE(A) .....	1.6
		.NOTE: With middle cowling	

2



# E-16-10

# BALANCER SHAFT



KZZEE1610

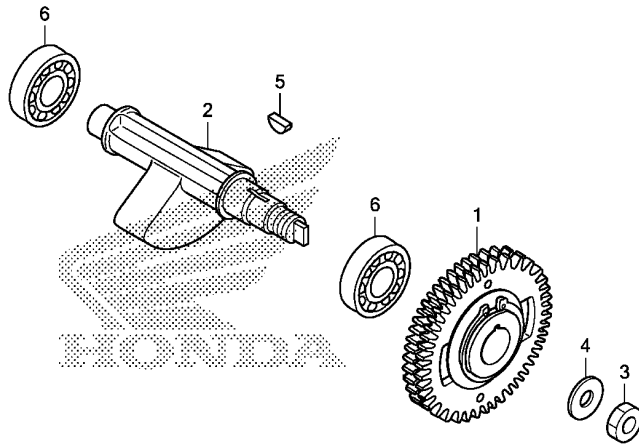
Ref. No.	L.O.N.	(Relative ref. Number) Description	F.R.T.
1	1101L5	GEAR, BALANCER DRIVEN ..... .INCLUDES: Engine removal and installation	3.8
	1101V7	GEAR, BALANCER DRIVEN(A) ..... .INCLUDES: Engine removal and installation .NOTE: With middle cowling	4.6
2	110185	SHAFT, BALANCER ..... .INCLUDES: Engine removal and installation	4.7
	1101S7	SHAFT, BALANCER(A) ..... .INCLUDES: Engine removal and installation .NOTE: With middle cowling	5.5
6	1101G3	BEARING, BALANCER SHAFT :LEFT .INCLUDES: Engine removal and installation	4.9
	1101Q9	BEARING, BALANCER SHAFT(A) :LEFT ..... .INCLUDES: Engine removal and installation .NOTE: With middle cowling	5.7
	1101G4	BEARING, BALANCER SHAFT :RIGHT .INCLUDES: Engine removal and installation	4.9

Ref. No.	Part No.	Description	Reqd. QTY						Serial No.	Parts catalogue code
			L	LA	RL	RL	RLA	RLA		
					CRF250					
			H	H	H	J	H	J		
1	13410-K33-D00	GEAR ASSY., BALANCER DRIVEN (35T)	1	1	1	1	1	1		
2	13421-KYJ-900	SHAFT, BALANCER .....	1	1	1	1	1	1		
3	90204-KYJ-900	NUT, HEX., 14MM .....	1	1	1	1	1	1		
4	90433-MEY-670	WASHER, 14.2X24 .....	1	1	1	1	1	1		
5	90741-KFB-000	KEY, WOODRUFF, 4MM .....	1	1	1	1	1	1		
6	91008-KYJ-901	BEARING, RADIAL BALL, 6204 (SPECIAL)	2	2	2	2	2	2		

2

**E-16-10**

**BALANCER SHAFT**



FR. →

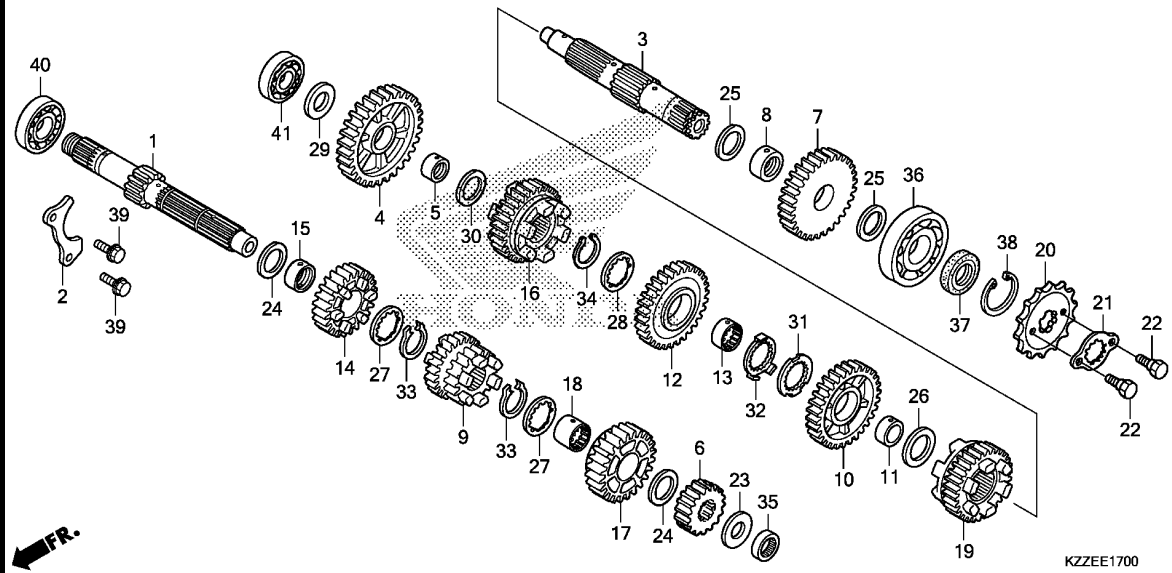
Ref. No.	L.O.N.	(Relative ref. Number) Description	F.R.T.
+ 6	1101Q7	BEARING, BALANCER SHAFT(A) :RIGHT .....	5.7
		.INCLUDES: Engine removal and installation .NOTE: With middle cowling	
	1101G5	BEARING, BALANCER SHAFT :BOTH .INCLUDES: Engine removal and installation	5.1
	1101Q8	BEARING, BALANCER SHAFT(A) :BOTH .....	5.9
		.INCLUDES: Engine removal and installation .NOTE: With middle cowling	

KZZEE1610



E-17

TRANSMISSION

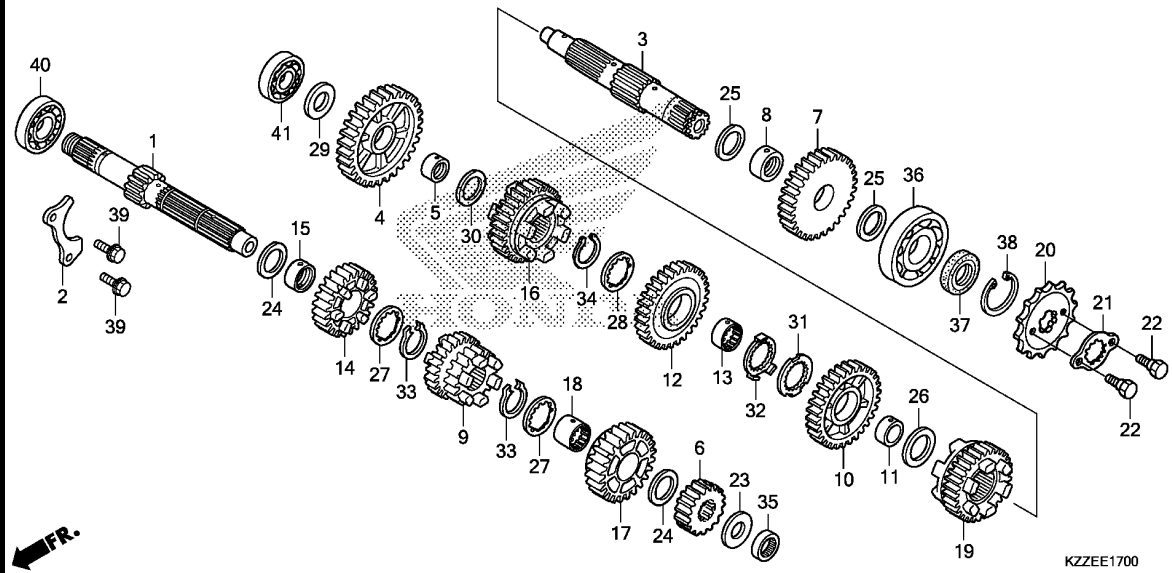


Ref. No.	L.O.N.	(Relative ref. Number) Description	F.R.T.
1		(6,9,14,17)	
210141		MAINSHAFT, TRANSMISSION ..... .INCLUDES: Engine removal and installation	4.9
210141A		.Replace countershaft add ....	0.2
2101J3		MAINSHAFT, TRANSMISSION(A) ... .INCLUDES: Engine removal and installation .NOTE: With middle cowling	5.7
2101J3A		.Replace countershaft add .... (4,7,10,12,16,19)	0.2
3			
210142		COUNTERSHAFT, TRANSMISSION ... .INCLUDES: Engine removal and installation	4.9
210142A		.Replace mainshaft add .....	0.2
2101J4		COUNTERSHAFT, TRANSMISSION(A) ... .INCLUDES: Engine removal and installation .NOTE: With middle cowling	5.7
2101J4A		.Replace mainshaft add .....	0.2
20	213135	SPROCKET, DRIVE .....	0.3
35	2101C2	BEARING, MAINSHAFT :LEFT ..... .INCLUDES: Engine removal and installation	4.9
+	2101M3	BEARING, MAINSHAFT(A) :LEFT ..	5.7

Ref. No.	Part No.	Description	Reqd. QTY						Serial No.	Parts catalogue code
			L	LA	RL	RL	RLA	RLA		
			H	H	H	J	H	J		
1	23211-KZZ-900	MAINSHAFT(12T) .....	1	1	1	1	1	1		
2	23212-KYJ-900	PLATE, BEARING SETTING .....	1	1	1	1	1	1		
3	23221-KZZ-901	COUNTERSHAFT .....	1	1	1	1	1	1		
4	23411-KZZ-900	GEAR, COUNTERSHAFT LOW(40T) -	1	1	1	1	1	1		
5	23412-KYJ-900	COLLAR, 20X23X10.5 .....	1	1	1	1	1	1		
6	23421-KZZ-900	GEAR, MAINSHAFT SECOND(17T) -	1	1	1	1	1	1		
7	23431-KZZ-900	GEAR, COUNTERSHAFT SECOND(36T)	1	1	1	1	1	1		
8	23432-KYJ-900	COLLAR, 22X25X11 .....	1	1	1	1	1	1		
9	23441-KZZ-900	GEAR, MAINSHAFT THIRD & FOURTH (21T/23T)	1	1	1	1	1	1		
10	23451-KZZ-900	GEAR, COUNTERSHAFT THIRD(33T)	1	1	1	1	1	1		
11	23452-KYJ-900	COLLAR, 25X28X10 .....	1	1	1	1	1	1		
12	23471-KZZ-900	GEAR, COUNTERSHAFT FOURTH(30T)	1	1	1	1	1	1		
13	23472-KYJ-900	COLLAR, SPLINE, 25X10 .....	1	1	1	1	1	1		
14	23481-KZZ-D20	GEAR, MAINSHAFT FIFTH(29T) ..	1	1	1	1	1	1		
15	23482-KYJ-900	BUSH, 20X23X17.4 .....	1	1	1	1	1	1		
16	23491-KZZ-D20	GEAR, COUNTERSHAFT FIFTH(32T)	1	1	1	1	1	1		
17	23501-KZZ-D20	GEAR, MAINSHAFT SIXTH(31T) ..	1	1	1	1	1	1		
18	23502-KYJ-900	COLLAR, SPLINE, 23MM .....	1	1	1	1	1	1		
19	23511-KZZ-D20	GEAR, COUNTERSHAFT SIXTH(30T)	1	1	1	1	1	1		
20	23801-KYJ-900	SPROCKET, DRIVE(14T) .....	1	1	1	-	1	-	----- IN,KO,LA,PH,U	
	23801-KYJ-901	.....	-	1	-	1	1	-	----- ED,IN,LA,PH	
								1		
21	23802-KYJ-900	PLATE, FIXING .....	1	1	1	1	1	1		
22	90084-041-000	BOLT, DRIVE SPROCKET FIXING -	2	2	2	2	2	2		

E-17

TRANSMISSION



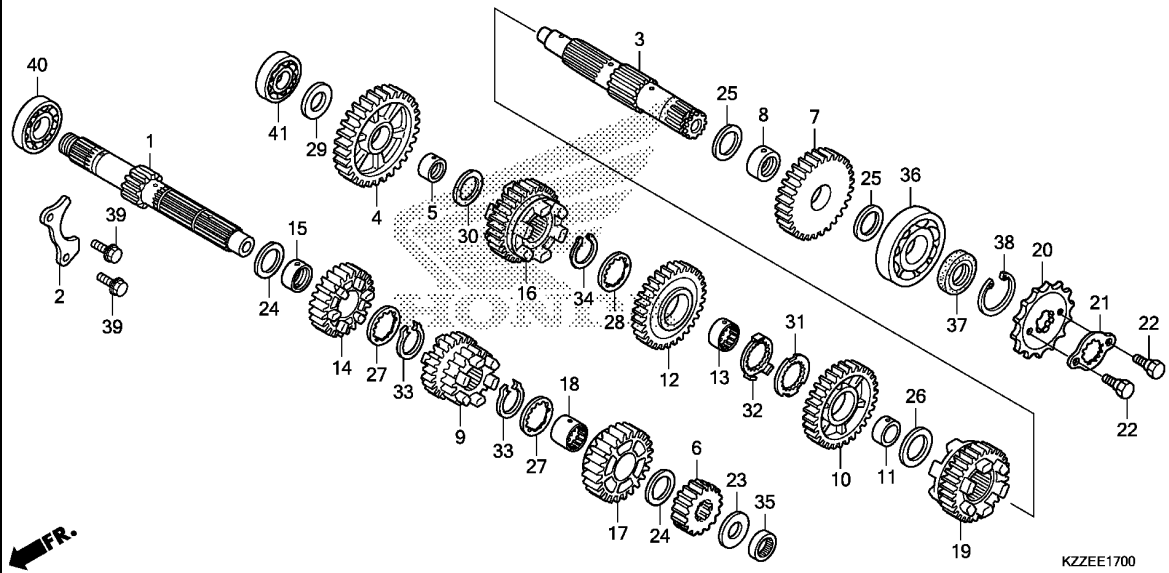
Ref. No.	L.O.N.	(Relative ref. Number) Description	F.R.T.
+35		.INCLUDES: Engine removal and installation .NOTE: With middle cowling	
36	2101C7	BEARING, COUNTERSHAFT :LEFT ..	4.9
	2101M4	BEARING, COUNTERSHAFT(A) :LEFT .INCLUDES: Engine removal and installation .NOTE: With middle cowling	5.7
40	2101C5	BEARING, MAINSHAFT :RIGHT ....	4.9
	2101L8	BEARING, MAINSHAFT(A) :RIGHT . .INCLUDES: Engine removal and installation .NOTE: With middle cowling	5.7
	2101C6	BEARING, MAINSHAFT :BOTH .....	5.1
	2101L9	BEARING, MAINSHAFT(A) :BOTH .. .INCLUDES: Engine removal and installation .NOTE: With middle cowling	5.9
+41	2101C8	BEARING, COUNTERSHAFT :RIGHT .	4.9

Ref. No.	Part No.	Description	Reqd. QTY						Serial No.	Parts catalogue code
			L	LA	RL	RL	RLA	RLA		
			H	H	H	J	H	J		
23	90405-KYJ-900	WASHER, 17X26X1.0 .....	1	1	1	1	1	1		
24	90406-KYJ-900	WASHER, 20X27X1.0 .....	2	2	2	2	2	2		
25	90407-KYJ-900	WASHER, 22X29X1.0 .....	2	2	2	2	2	2		
26	90408-KYJ-900	WASHER, 25X32X1.0 .....	1	1	1	1	1	1		
27	90451-KYJ-900	WASHER, SPLINE, 20X26X1.6 ...	2	2	2	2	2	2		
28	90452-KYJ-900	WASHER, SPLINE, 25X31X1.0 ...	1	1	1	1	1	1		
29	90453-KYJ-900	WASHER, 17X28X1.0 .....	1	1	1	1	1	1		
30	90454-KPS-900	WASHER B, THRUST, 20MM .....	1	1	1	1	1	1		
31	90454-KYJ-900	WASHER, SPLINE, 25X42X1.6 ...	1	1	1	1	1	1		
32	90455-KYJ-900	WASHER, LOCK, 25MM .....	1	1	1	1	1	1		
33	90601-KYJ-900	CIRCLIP, EXTERNAL, 20MM .....	2	2	2	2	2	2		
34	90602-KYJ-900	CIRCLIP, EXTERNAL, 25MM .....	1	1	1	1	1	1		
35	91003-KYJ-901	BEARING, NEEDLE, 17X27X13 ...	1	1	1	1	1	1		
36	91005-KYJ-901	BEARING, RADIAL BALL, 63/22 ..	1	1	1	1	1	1		
37	91207-KYJ-901	OIL SEAL, 22X36X5 .....	1	1	1	1	1	1		
38	94520-37000	CIRCLIP, INTERNAL, 37MM .....	1	1	1	1	1	1		
39	95701-06014-00	BOLT, FLANGE, 6X14 .....	2	2	2	2	2	2		
40	96100-63040-00	BEARING, RADIAL BALL, 6304 ..	1	1	1	1	1	1		
41	96140-62030-00	BEARING, RADIAL BALL, 6203U ..	1	1	1	1	1	1		



# E-17

# TRANSMISSION



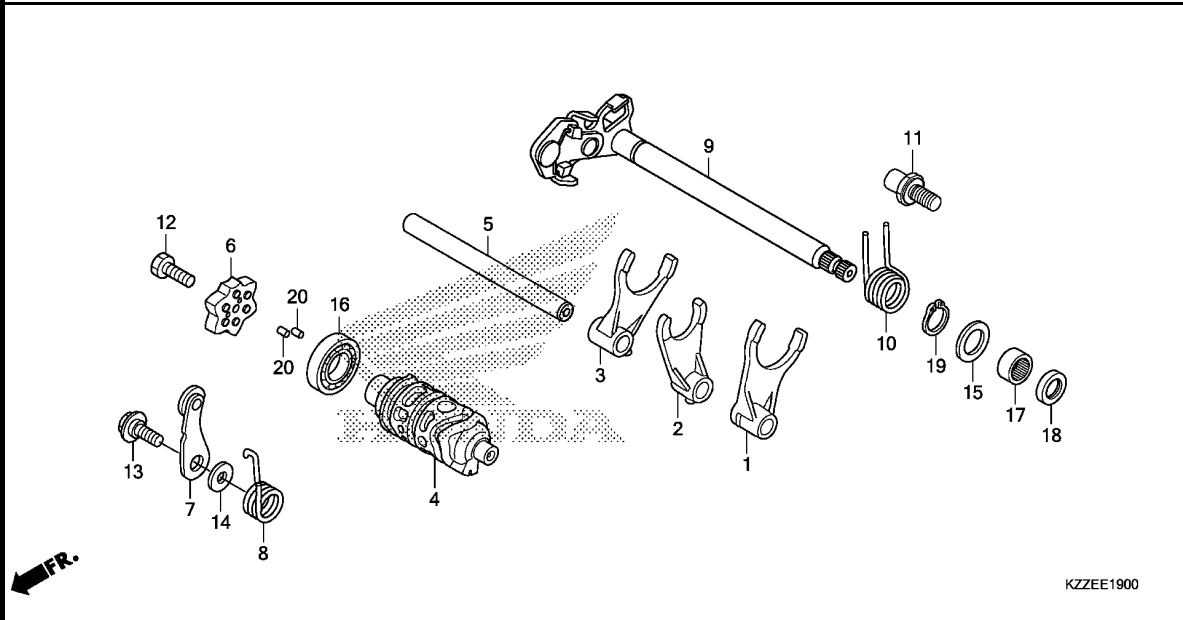
KZZEE1700

Ref. No.	L.O.N.	(Relative ref. Number) Description	F.R.T.
+41		.INCLUDES: Engine removal and installation	
2101M1		BEARING, COUNTERSHAFT(A) :RIGHT .....	5.7
		.INCLUDES: Engine removal and installation	
2101C9		.NOTE: With middle cowling BEARING, COUNTERSHAFT :BOTH ..	5.1
		.INCLUDES: Engine removal and installation	
2101M2		BEARING, COUNTERSHAFT(A) :BOTH ..	5.9
		.INCLUDES: Engine removal and installation	
2101D4		.NOTE: With middle cowling BEARING, MAINSHAFT AND COUNTERSHAFT :ALL .....	5.3
		.INCLUDES: Engine removal and installation	
2101M0		BEARING, MAINSHAFT AND COUNTERSHAFT(A) :ALL .....	6.1
		.INCLUDES: Engine removal and installation	
		.NOTE: With middle cowling	

2

# E-19

# GEARSHIFT DRUM



KZZEE1900

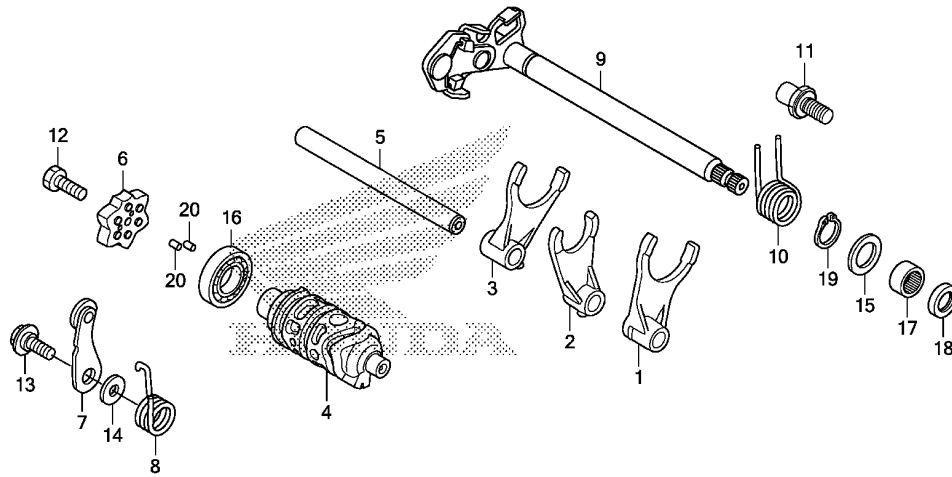
Ref. No.	L.O.N.	(Relative ref. Number) Description	F.R.T.
1		(2,3)	
210112		FORK, GEARSHIFT ..... .INCLUDES: Engine removal and installation .NOTE: Same time for two units or more	4.9
2101M5		FORK, GEARSHIFT(A) ..... .INCLUDES: Engine removal and installation .NOTE: Same time for two units or more .NOTE: With middle cowling	5.7
4	2101A9	DRUM, GEARSHIFT ..... .INCLUDES: Engine removal and installation	4.9
	2101M6	DRUM, GEARSHIFT(A) ..... .INCLUDES: Engine removal and installation .NOTE: With middle cowling	5.7
6	2101D6 2101P5	PLATE, GEARSHIFT DRUM STOPPER (A) ..... .NOTE: With middle cowling	1.4 1.7
7		(8)	
+	210125	STOPPER OR SPRING, SHIFT DRUM	1.4

Ref. No.	Part No.	Description	Reqd. QTY						Serial No.	Parts catalogue code
			L	LA	RL	RL	RLA	RLA		
			H	H	H	J	H	J		
1	24211-KZZ-900	FORK, L. GEARSHIFT .....	1	1	1	1	1	1		
2	24212-KZZ-900	FORK, CENTER GEARSHIFT .....	1	1	1	1	1	1		
3	24213-KZZ-900	FORK, R. GEARSHIFT .....	1	1	1	1	1	1		
4	24301-KYJ-900	DRUM, GEARSHIFT .....	1	1	1	1	1	1		
5	24321-KYJ-900	SHAFT, GEARSHIFT FORK .....	1	1	1	1	1	1		
6	24410-KYJ-900	PLATE COMP., GEARSHIFT DRUM STOPPER	1	1	1	1	1	1		
7	24430-KGH-901	STOPPER COMP., GEARSHIFT DRUM	1	1	1	1	1	1		
8	24435-KYJ-900	SPRING, DRUM STOPPER .....	1	1	1	1	1	1		
9	24610-KYJ-900	SPINDLE COMP., GEARSHIFT .....	1	1	1	1	1	1		
10	24651-KRM-840	SPRING, GEARSHIFT RETURN .....	1	1	1	1	1	1		
11	24652-KRM-840	PIN, SHIFT RETURN SPRING .....	1	1	1	1	1	1		
12	90003-KVS-900	BOLT, HEX., 6X20 .....	1	1	1	1	1	1		
13	90022-MG8-000	PIVOT, SHIFT DRUM STOPPER ARM	1	1	1	1	1	1		
14	90435-HB3-000	WASHER, 6.1MM .....	1	1	1	1	1	1		
15	90457-KRM-840	WASHER, 14MM .....	1	1	1	1	1	1		
16	91015-MCA-003	BEARING, RADIAL BALL, 6905 ..	1	1	1	1	1	1		
17	91101-121-691	BEARING, NEEDLE, 14MM(TOYO) .	1	1	1	1	1	1		
18	91203-KSP-911	OIL SEAL, 14X22X5 (ARAI) .....	1	1	1	1	1	1		
19	94510-14000	CIRCLIP, EXTERNAL, 14MM .....	1	1	1	1	1	1		
20	96220-30085	ROLLER, 3X8.5 .....	2	2	2	2	2	2		



E-19

GEARSHIFT DRUM



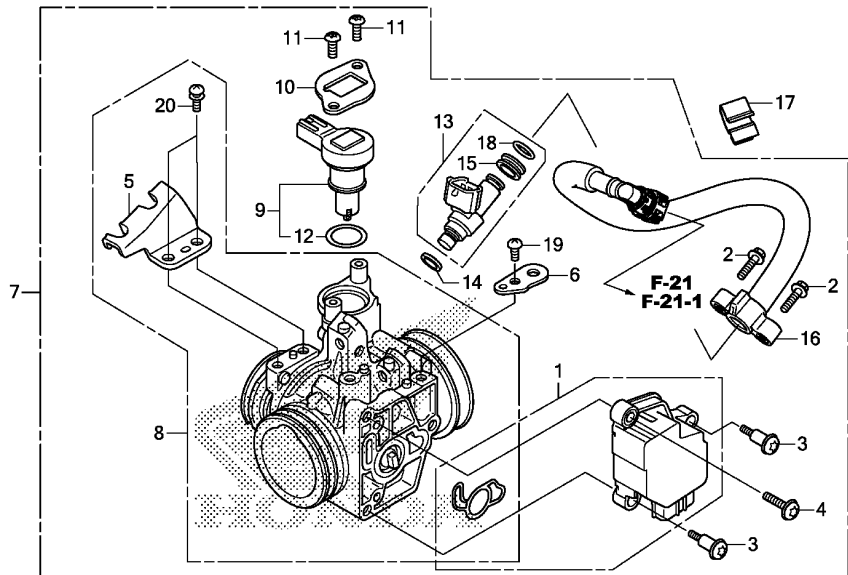
KZZEE1900

Ref. No.	L.O.N.	(Relative ref. Number) Description	F.R.T.
+ 7	2101P6	STOPPER OR SPRING, SHIFT DRUM (A) .....	1.7
		.NOTE: With middle cowling (10)	
9	210122	SPINDLE, GEARSHIFT .....	1.4
	2101P7	SPINDLE, GEARSHIFT(A) .....	1.7
		.NOTE: With middle cowling	
18	1101F9	OIL SEAL, GEARSHIFT SPINDLE --	1.4
	1101S1	OIL SEAL, GEARSHIFT SPINDLE(A) .....	1.7
		.NOTE: With middle cowling	

2

E-23

THROTTLE BODY



KZZEE2300

Ref. No.	L.O.N.	(Relative ref. Number) Description	F.R.T.
1	617115	SENSOR, THROTTLE	0.8
	6171E5	SENSOR, THROTTLE(A)	1.0
		.NOTE: With middle cowling	
7	311132	BODY ASSY., THROTTLE	0.7
	3111M8	BODY ASSY., THROTTLE(A)	0.9
		.NOTE: With middle cowling	
8	311130	BODY, THROTTLE	0.8
	3111S2	BODY, THROTTLE(A)	1.0
		.NOTE: With middle cowling	
9		(12)	
	3111N5	VALVE, IDLE AIR CONTROL	0.5
	3111S6	VALVE, IDLE AIR CONTROL(A)	0.7
		.NOTE: With middle cowling	
13		(14,18)	
	311145	INJECTOR, FUEL	0.6
	3111S1	INJECTOR, FUEL(A)	0.8
		.NOTE: With middle cowling	
16	310162	HOSE, FUEL FEED	0.5
	3101E5	HOSE, FUEL FEED(A)	0.7
		.NOTE: With middle cowling	



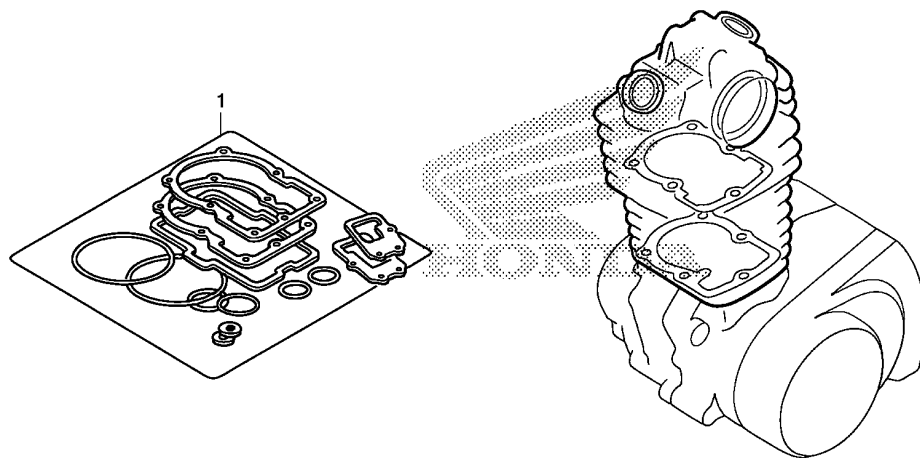
Ref. No.	Part No.	Description	Reqd. QTY						Serial No.	Parts catalogue code
			L	LA	RL	RL	RLA	RLA		
			H	H	H	J	H	J		
1	16060-KZZ-D21	SENSOR SET	1	1	1	1	1	1		
2	16080-KPH-701	BOLT, FLANGE, 5X20	2	2	2	2	2	2		
3	16081-KYJ-901	SCREW, TORX, 5X8.7	2	2	2	2	2	2		
4	16082-KYJ-901	SCREW, TORX, 5X17	1	1	1	1	1	1		
5	16169-MFR-671	STAY, WIRE	1	1	1	1	1	1		
6	16196-HP6-A01	STAY, HARNESS CLAMPER	1	1	1	1	1	1		
7	16400-KZZ-D21	BODY ASSY., THROTTLE(9QA A)	1	1	1	1	1	1		
8	16410-KZZ-D21	BODY SET	1	1	1	1	1	1		
9	16430-KYJ-901	VALVE SET, IDLE AIR CONTROL	1	1	1	1	1	1		
10	16432-MFE-641	PLATE, IDLE AIR CONTROL VALVE	1	1	1	1	1	1		
11	16433-HN8-A61	SCREW, TORX	2	2	2	2	2	2		
12	16435-HN8-A61	O-RING, 17.8X1.9	1	1	1	1	1	1		
13	16450-MFE-641	INJECTOR ASSY., FUEL	1	1	1	1	1	1		
14	16472-MCW-000	SEAL RING, INJECTOR	1	1	1	1	1	1		
15	16473-P7A-004	CUSHION RING, INJECTOR	1	1	1	1	1	1		
16	17526-KZZ-D21	HOSE COMP., FUEL FEED	1	1	1	1	1	1		
17	90611-KZZ-901	CLAMP, HOSE (BLACK)	1	1	1	1	1	1		
18	91301-P7A-004	O-RING, 7.8X1.9	1	1	1	1	1	1		
19	93500-05010-0H	SCREW, PAN, 5X10	1	1	1	1	1	1		
20	93892-05012-18	SCREW-WASHER, 5X12	2	2	2	2	2	2		





# EOP-1

# GASKET KIT A



KZZEX0100

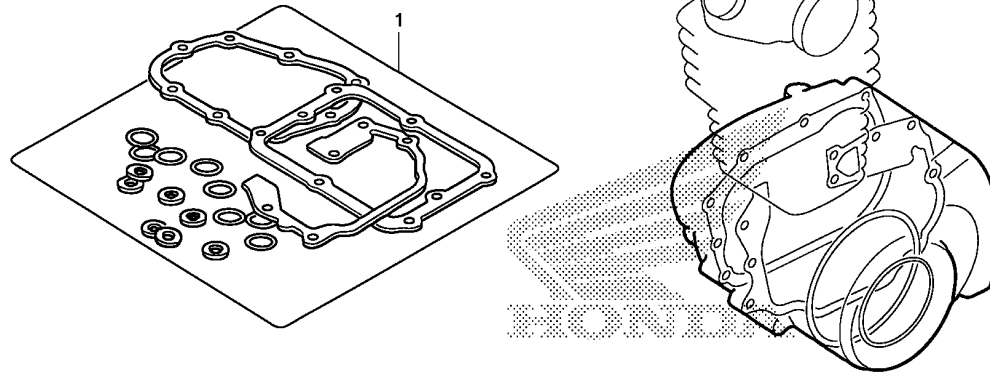
Ref. L.O.N. (Relative ref. Number) F.R.T.  
No. Description

NO INFORMATION .....

Ref. No.	Part No.	Description	Reqd. QTY						Serial No.	Parts catalogue code
			L	LA	RL	RL	RLA	RLA		
			CRF250							
			H	H	H	J	H	J		
1	06111-KZZ-920	GASKET KIT A .....	1	1	-	-	1	1	-----	ED,U
	12191-KYJ-900	GASKET, CYLINDER .....	1	1	-	-	1	1	-----	ED,U
	12251-KYJ-901	GASKET, CYLINDER HEAD .....	1	1	-	-	1	1	-----	ED,U
	12391-KYJ-901	GASKET COMP., CYLINDER HEAD COVER	1	1	-	-	1	1	-----	ED,U
	14560-KGH-900	GASKET, TENSIONER LIFTER .....	1	1	-	-	1	1	-----	ED,U
	18291-MEB-670	GASKET, EX. PIPE .....	1	1	-	-	1	1	-----	ED,U
	90418-KYJ-900	WASHER, 12.2X17X1.5 .....	2	2	-	-	2	2	-----	ED,U
	90454-MC7-000	WASHER, SPECIAL, 12MM .....	1	1	-	-	1	1	-----	ED,U
	90543-MV9-670	RUBBER, MOUNTING .....	2	2	-	-	2	2	-----	ED,U
	91306-MG3-000	O-RING, 1.5X9.5 .....	1	1	-	-	1	1	-----	ED,U

# EOP-2

# GASKET KIT B



KZZEX0200

Ref. L.O.N. (Relative ref. Number) F.R.T.  
No. Description

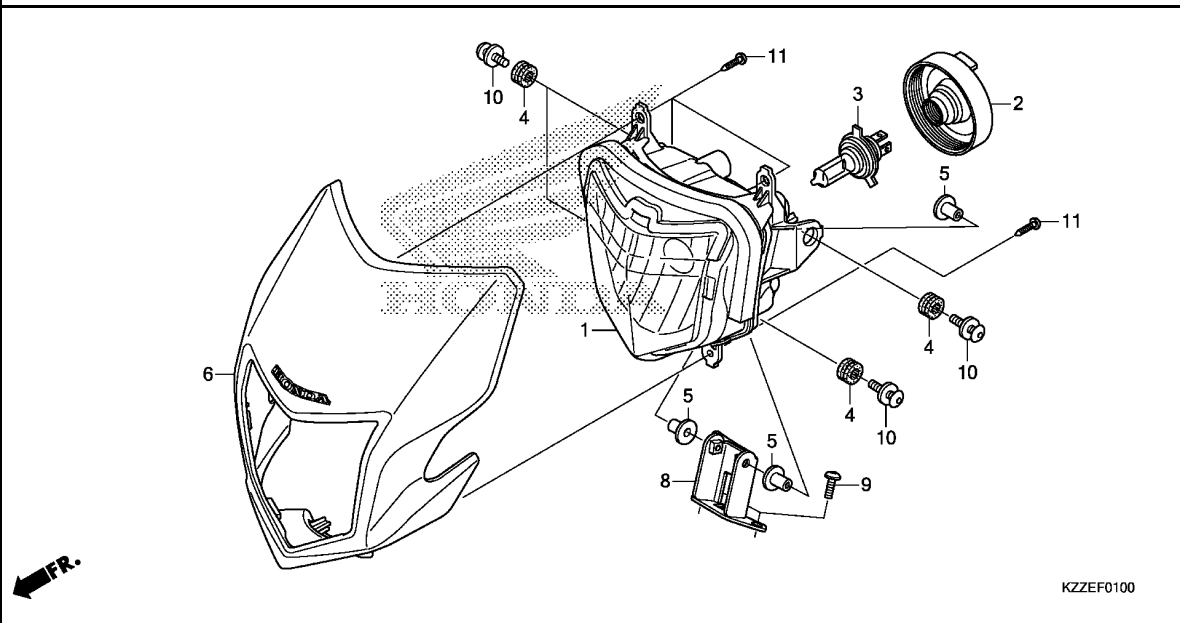
NO INFORMATION .....

Ref. No.	Part No.	Description	Reqd. QTY						Serial No.	Parts catalogue code	
			L	LA	RL	RL	RLA	RLA			
			CRF250								
			H	H	H	J	H	J			
1	06112-KZZ-920	GASKET KIT B .....	1	1	-	-	1	1	-----	-----	ED,U
	11394-KYJ-900	GASKET, R. CRANKCASE COVER ..	1	1	-	-	1	1	-----	-----	ED,U
	11395-KYJ-900	GASKET, L. CRANKCASE COVER ..	1	1	-	-	1	1	-----	-----	ED,U
	15119-KYJ-901	GASKET, OIL PUMP .....	1	1	-	-	1	1	-----	-----	ED,U
	15412-KYJ-901	GASKET, OIL FILTER COVER .....	1	1	-	-	1	1	-----	-----	ED,U
	19226-KYJ-901	GASKET, WATER PUMP COVER .....	1	1	-	-	1	1	-----	-----	ED,U
	90443-KR0-000	WASHER, NEUTRAL SWITCH .....	1	1	-	-	1	1	-----	-----	ED,U
	90463-ML7-000	WASHER, SEALING, 6.5MM .....	1	1	-	-	1	1	-----	-----	ED,U
	91301-KYJ-901	O-RING, 11.8X1.9 .....	5	5	-	-	5	5	-----	-----	ED,U
	91302-KYJ-901	O-RING, 9.8X2.4 .....	2	2	-	-	2	2	-----	-----	ED,U
	91303-377-000	O-RING, 13.8X2.5 .....	1	1	-	-	1	1	-----	-----	ED,U
	91307-035-000	O-RING, 18X3 .....	1	1	-	-	1	1	-----	-----	ED,U
	91309-425-003	O-RING, 24.4X3.1(ARAI) .....	1	1	-	-	1	1	-----	-----	ED,U
	91322-PT0-004	O-RING, 17.8X1.9(ARAI) .....	1	1	-	-	1	1	-----	-----	ED,U
	91356-KWV-000	O-RING, 30MM .....	1	1	-	-	1	1	-----	-----	ED,U
	94109-12000	WASHER, DRAIN PLUG, 12MM .....	1	1	-	-	1	1	-----	-----	ED,U



# F-1

# HEADLIGHT(CRF250L/LA)



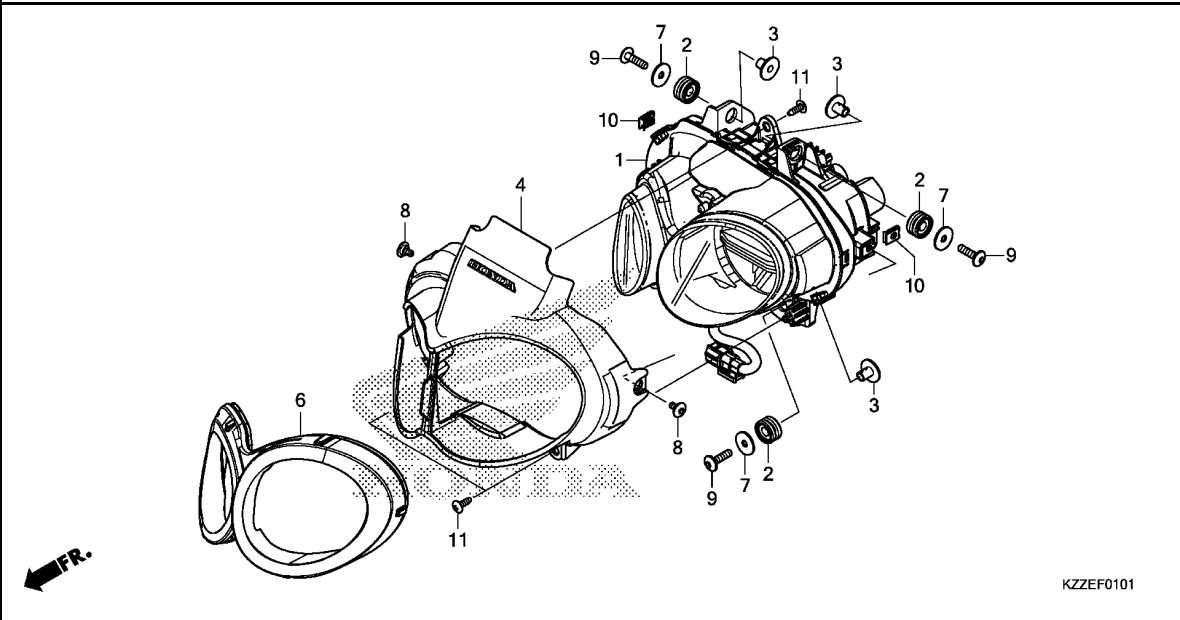
Ref. No.	L.O.N.	(Relative ref. Number) Description	F.R.T.
1	6161A7	HEADLIGHT UNIT .....	0.3
3		(2)	
	616118	BULB, HEADLIGHT .....	0.1
6	4111L3	COWL, FRONT CENTER .....	0.2

**3**

Ref. No.	Part No.	Description	Reqd. QTY						Serial No.	Parts catalogue code
			L	LA	RL	RL	RLA	RLA		
			H	H	H	J	H	J		
1	33110-KZZ-D11	HEADLIGHT UNIT .....	1	1	-	-	-	-		
2	33112-KWR-003	COVER, RUBBER .....	1	1	-	-	-	-		
3	34901-KWR-003	BULB, HEADLIGHT(H4) (12V 60/55W)(KOITO)	1	1	-	-	-	-		
4	61103-357-000	RUBBER, FR. FENDER MOUNTING	4	4	-	-	-	-		
5	61104-KZZ-900	COLLAR .....	3	3	-	-	-	-		
6	61140-KZZ-900ZD	VISOR SET, FR.(WL) *TYPE1*	1	1	-	-	-	-		
8	61330-KZZ-900	STAY, HEADLIGHT LOWER .....	1	1	-	-	-	-		
9	90006-KTW-900	BOLT, SPECIAL, 6X18 .....	2	2	-	-	-	-		
10	90104-KZZ-D20	BOLT-WASHER, SPECIAL, 6X22	4	4	-	-	-	-		
11	93913-25480	SCREW, TAPPING, 5X16(P0) .....	4	4	-	-	-	-		

F-1-1

HEADLIGHT(CRF250RL/RLA)



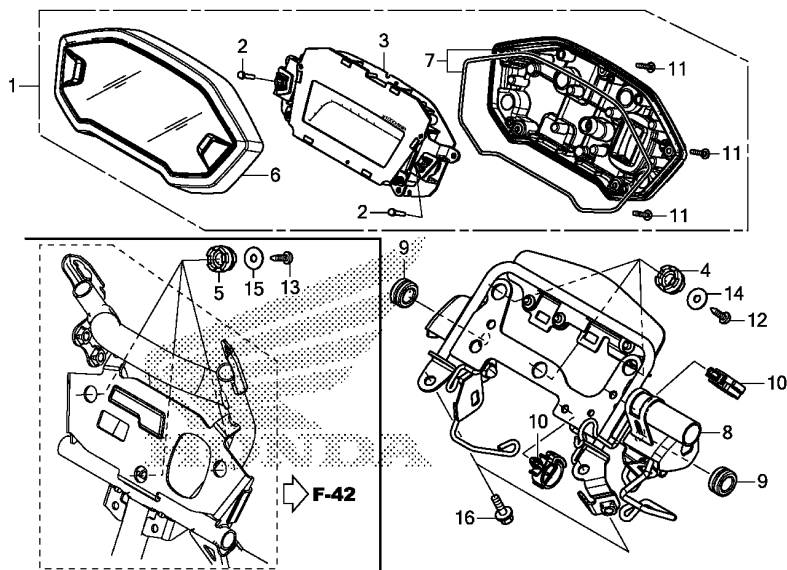
Ref. No.	L.O.N.	(Relative ref. Number) Description	F.R.T.
----------	--------	------------------------------------	--------

1	6161J4	HEADLIGHT UNIT(A)	0.5
4	413135	COVER, HEADLIGHT	0.3

Ref. No.	Part No.	Description	Reqd. QTY						Serial No.	Parts catalogue code
			L	LA	RL	RL	RLA	RLA		
			CRF250							
			H	H	H	J	H	J		
1	33100-KZZ-J01	HEADLIGHT ASSY. ....	-	-	1	1	1	1		
2	61103-KZZ-J00	RUBBER, HEADLIGHT .....	-	-	4	4	4	4		
3	61104-KZZ-900	COLLAR .....	-	-	4	4	4	4		
4	61140-KZZ-J00ZA	COVER SET, HEADLIGHT(WL) *TYPE1*	-	-	1	1	1	1		
6	61146-KZZ-J00	RING, HEADLIGHT .....	-	-	1	1	1	1		
7	77302-KW7-900	WASHER, HEADLIGHT BRACKET MOUNTING	-	-	4	4	4	4		
8	90114-KPH-700	SCREW, SPECIAL, 5X11 .....	-	-	2	2	2	2		
9	90185-KZZ-J00	BOLT, SPECIAL, 6X24 .....	-	-	4	4	4	4		
10	90677-KAN-961	NUT, CLIP, 5MM .....	-	-	2	2	2	2		
11	93913-25480	SCREW, TAPPING, 5X16(PO) .....	-	-	3	3	3	3		

# F-2

# METER



KZZEF0200

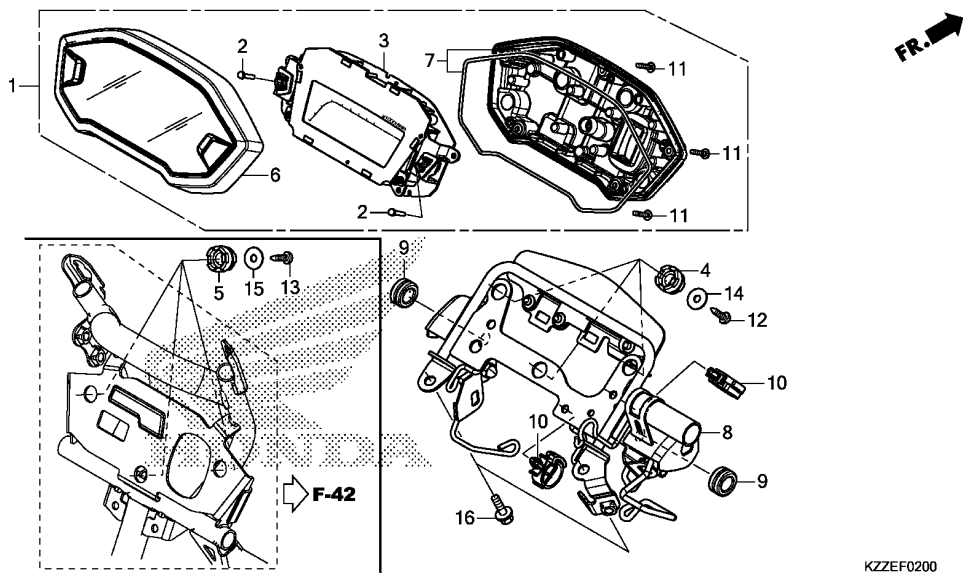
Ref. No.	L.O.N.	(Relative ref. Number) Description	F.R.T.
1	8121A1	METER ASSY., COMBINATION .....	0.3
3	8121A2	METER, COMBINATION .....	0.4
6	8121B4	CASE, METER :UPPER .....	0.3
7	8121B5	CASE, METER :LOWER .....	0.3
8	8121A4	BRACKET, METER .....	0.5

3

Ref. No.	Part No.	Description	Reqd. QTY						Serial No.	Parts catalogue code
			L	LA	RL	RL	RLA	RLA		
			CRF250							
			H	H	H	J	H	J		
1	37100-KZZ-D21	METER ASSY., COMBINATION(KPH)	1	-	-	-	-	-		
	37100-KZZ-G41	METER ASSY., COMBINATION (KPH/MPH)	-	1	-	-	-	-	-----	ED
	37100-KZZ-G81	METER ASSY., COMBINATION(KPH)	-	1	-	-	-	-	-----	U
	37100-KZZ-J01	.....	-	-	1	1	-	-		
	37100-KZZ-J81	METER ASSY., COMBINATION (KPH/MPH)	-	-	-	-	1	1	-----	ED
	37100-KZZ-J71	METER ASSY., COMBINATION(KPH)	-	-	-	-	1	1	-----	KO,U
2	37104-MGZ-D00	KEY, TOP .....	2	2	2	2	2	2		
3	37130-KZZ-D21	METER COMP., LCD .....	1	-	-	-	-	-		
	37130-KZZ-G41	.....	-	1	-	-	-	-	-----	ED
	37130-KZZ-G81	.....	-	1	-	-	-	-	-----	U
	37130-KZZ-J01	.....	-	-	1	1	-	-		
	37130-KZZ-J81	.....	-	-	-	-	1	1	-----	ED
	37130-KZZ-J71	.....	-	-	-	-	1	1	-----	KO,U
4	37215-KZZ-D20	RUBBER, METER SETTING .....	3	3	-	-	-	-		
5	37215-KZZ-D20	RUBBER, METER SETTING .....	-	-	3	3	3	3		
6	37610-K26-901	CASE ASSY., UPPER .....	1	1	1	1	1	1		
7	37620-MGZ-A02	CASE ASSY., UNDER .....	1	1	1	1	1	1		
8	61315-KZZ-D20	STAY COMP., METER .....	1	-	-	-	-	-		
	61315-KZZ-G40	.....	-	1	-	-	-	-		
9	61328-MJ6-000	RUBBER, HEADLIGHT MOUNTING ..	2	2	-	-	-	-		
10	90652-KZZ-901	CLIP .....	2	2	-	-	-	-		
11	93903-22480	SCREW, TAPPING, 3X16 .....	6	6	6	6	6	6		
12	93913-25380	SCREW, TAPPING, 5X14(PO) ....	3	3	-	-	-	-		
13	93913-25380	SCREW, TAPPING, 5X14(PO) ....	-	-	3	3	3	3		
14	94103-05700	WASHER, PLAIN, 5MM .....	3	3	-	-	-	-		

F-2

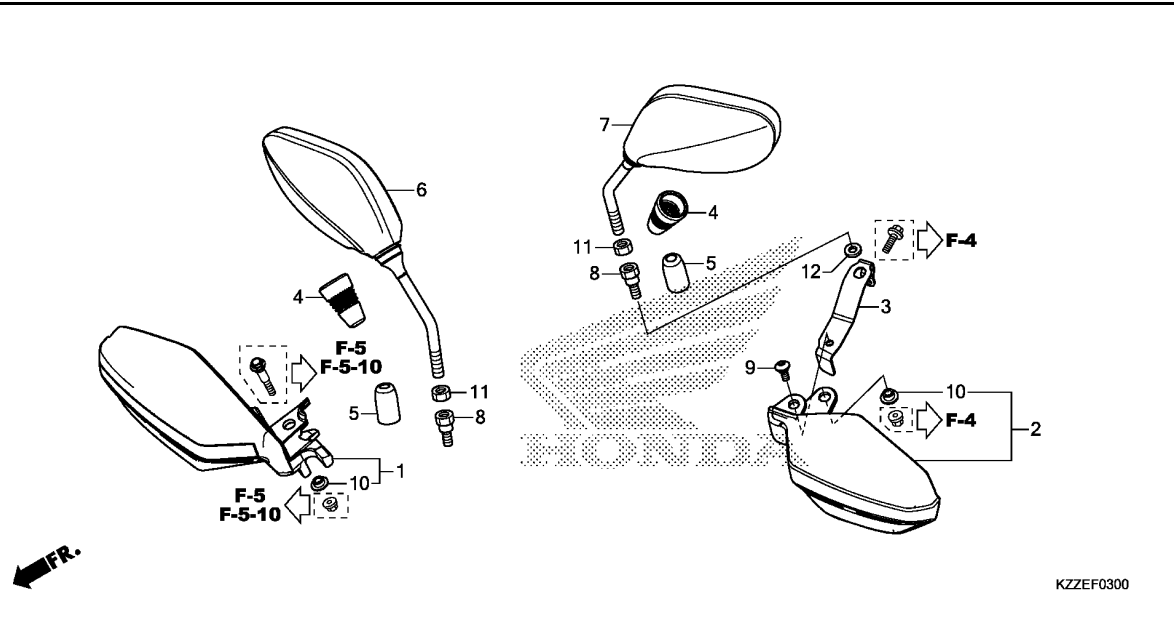
METER



Ref. No.	Part No.	Description	Reqd. QTY						Serial No.	Parts catalogue code
			L	LA	RL	RL	RLA	RLA		
			H	H	H	J	H	J		
15	94103-05700	WASHER, PLAIN, 5MM .....	-	-	3	3	3	3		
16	95701-08020-00	BOLT, FLANGE, 8X20 .....	2	2	-	-	-	-		

# F-3

# MIRROR/KNUCKLE GUARD



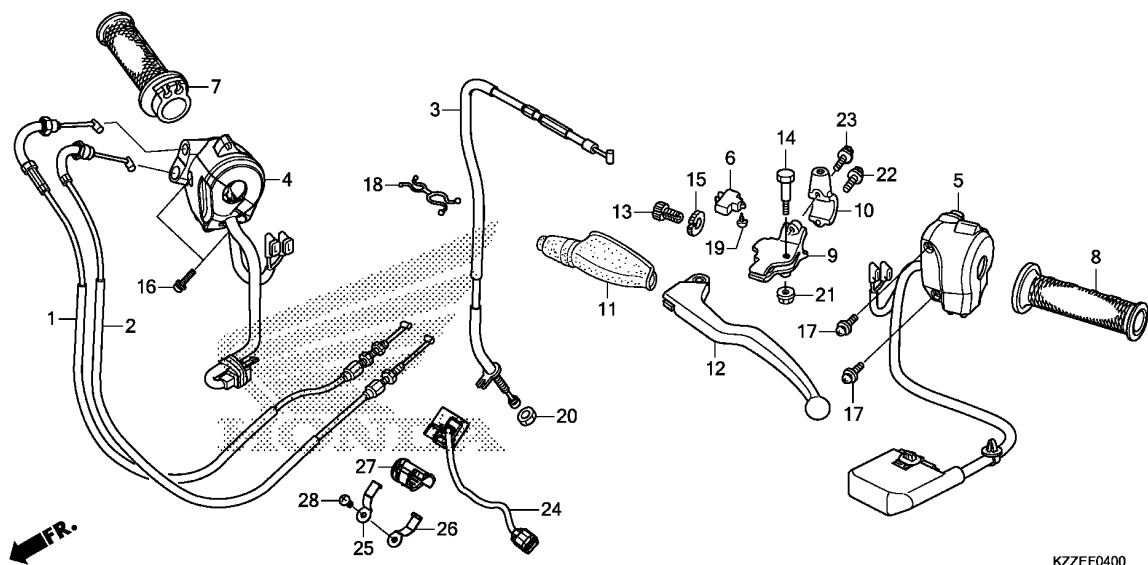
Ref. No.	L.O.N.	(Relative ref. Number) Description	F.R.T.
1	8101E3	GUARD, KNUCKLE :RIGHT .....	0.1
2	8101E2	GUARD, KNUCKLE :LEFT .....	0.1



Ref. No.	Part No.	Description	Reqd. QTY						Serial No.	Parts catalogue code
			L	LA	RL	RL	RLA	RLA		
			H	H	H	J	H	J		
1	53800-KZZ-J00	GUARD, R. KNUCKLE .....	-	-	1	1	1	1		
2	53840-KZZ-J00	GUARD, L. KNUCKLE .....	-	-	1	1	1	1		
3	53841-KZZ-J00	STAY, L. KNUCKLE GUARD .....	-	-	1	1	1	1		
4	88114-KWN-900	BOOT, MIRROR .....	2	2	2	2	2	2		
5	88115-KWN-900	CAP, LOCK NUT .....	2	2	2	2	2	2		
6	88210-KWN-900	MIRROR COMP., R. ....	1	1	1	1	1	1		
7	88220-KWN-900	MIRROR COMP., L. ....	1	1	1	1	1	1		
8	90103-KZR-701	BOLT B, ADAPTER, 10MM .....	2	2	2	2	2	2		
9	90115-MGZ-J00	SCREW, SPECIAL, 6X14 .....	-	-	1	1	1	1		
10	90127-KFO-770	COLLAR, 6X4 .....	-	-	2	2	2	2		
11	90301-KWW-640	NUT, HEX., 10MM (LEFT HAND THREAD)	2	2	2	2	2	2		
12	94102-10700	WASHER, PLAIN, 10MM .....	-	-	1	1	1	1		

# F-4

# HANDLE LEVER/SWITCH/CABLE



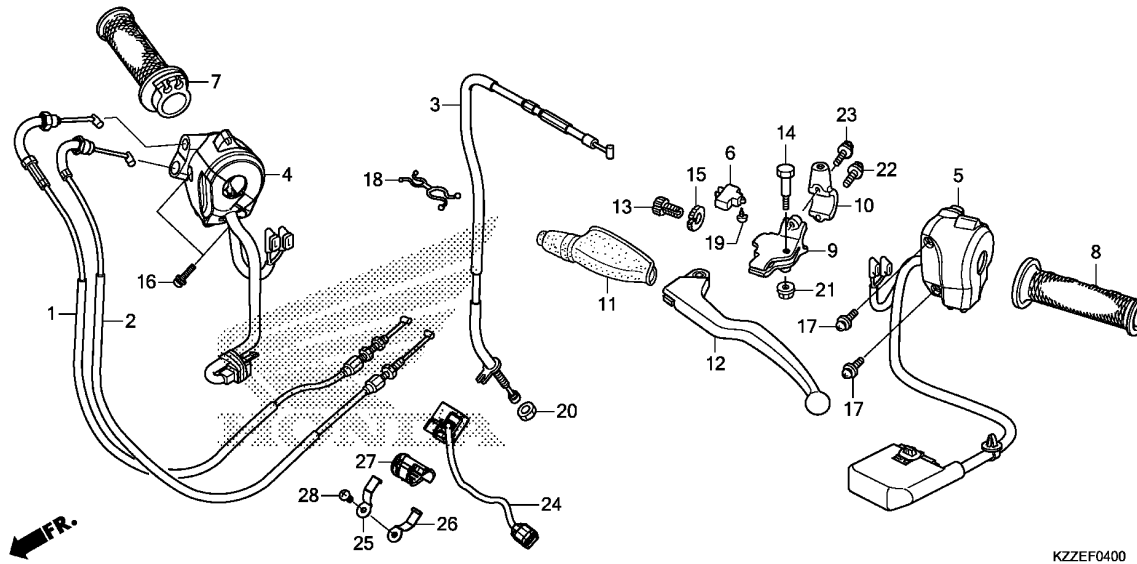
Ref. No.	L.O.N.	(Relative ref. Number) Description	F.R.T.
1		(2)	
	811100	CABLE, THROTTLE .....	0.4
		.NOTE: Same time for two units	
	8111D4	CABLE, THROTTLE(A) .....	0.7
		.NOTE: Same time for two units	
		.NOTE: With middle cowling	
3	811115	CABLE, CLUTCH .....	0.3
	8111G3	CABLE, CLUTCH(A) .....	0.6
		.NOTE: With middle cowling	
4	6151D8	SWITCH, ENGINE STOP .....	0.5
	6151F1	SWITCH, ENGINE STOP(A) .....	0.7
		.NOTE: With middle cowling	
5	615118	SWITCH, WINKER .....	0.4
	6151G5	SWITCH, WINKER(A) .....	0.5
		.NOTE: With middle cowling	
6	6151A9	SWITCH, CLUTCH .....	0.1
7	810150	GRIP, THROTTLE .....	0.3
	8101J5	GRIP, THROTTLE(A) .....	0.6
		.NOTE: With middle cowling	
8	8101C0	GRIP, HANDLE :LEFT .....	0.1
9	8101C8	BRACKET, HANDLE LEVER :LEFT ..	0.2
12	8101C6	LEVER, HANDLE :LEFT .....	0.1
	8101F5	LEVER, HANDLE :BOTH .....	0.2
24	6151L3	SWITCH, ABS CANCEL .....	0.3

Ref. No.	Part No.	Description	Reqd. QTY						Serial No.	Parts catalogue code
			L	LA	CRF250	RLA	RLA			
			H	H	H	J	H	J		
1	17910-KZZ-900	CABLE COMP. A, THROTTLE .....	1	1	-	-	-	-		
	17910-KZZ-J00	.....	-	-	1	1	1	1		
2	17920-KZZ-900	CABLE COMP. B, THROTTLE .....	1	1	-	-	-	-		
	17920-KZZ-J00	.....	-	-	1	1	1	1		
3	22870-KZZ-D20	CABLE COMP., CLUTCH .....	1	1	-	-	-	-		
	22870-KZZ-J00	.....	-	-	1	1	1	1		
4	35130-KZZ-D21	SWITCH ASSY., ENGINE STOP .....	1	1	-	-	-	-		
	35130-KZZ-J01	.....	-	-	1	1	1	1		
5	35200-KZZ-921	SWITCH ASSY., WINKER .....	1	1	-	-	-	-		
	35200-KZZ-J02	.....	-	-	1	1	1	1		
6	35330-MK5-003	SWITCH ASSY., CLUTCH .....	1	1	1	1	1	1		
7	53140-KZZ-900	GRIP COMP., THROTTLE .....	1	1	1	1	1	1		
8	53150-KZZ-900	GRIP, L. HANDLE .....	1	1	1	1	1	1		
9	53172-KZZ-900	BRACKET, L. HANDLE LEVER .....	1	1	1	1	1	1		
10	53174-KZZ-900	HOLDER, L. LEVER BRACKET .....	1	1	1	1	1	1		
11	53177-KZZ-900	COVER, L. HANDLE LEVER .....	1	1	1	1	1	1		
12	53178-KZZ-900	LEVER, L. HANDLE .....	1	1	1	1	1	1		
13	53192-268-000	BOLT, WIRE ADJUSTING .....	1	1	1	1	1	1		
14	90113-HA0-770	BOLT, HANDLE LEVER PIVOT .....	1	1	-	-	-	-		
	90113-KZZ-J00	.....	-	-	1	1	1	1		
15	90321-315-670	NUT, FIXING .....	1	1	1	1	1	1		
16	90507-MGZ-J00	SCREW-WASHER, 5X20 .....	2	2	2	2	2	2		
17	90508-KZZ-900	SCREW-WASHER, 5X16 .....	2	2	2	2	2	2		
18	90647-657-671	CLIP, PURSE LOCK .....	-	-	1	1	1	1		
19	93901-32320	SCREW, TAPPING, 3X12 .....	1	1	1	1	1	1		
20	94002-08000-0S	NUT, HEX., 8MM .....	1	1	1	1	1	1		



F-4

HANDLE LEVER/SWITCH/CABLE

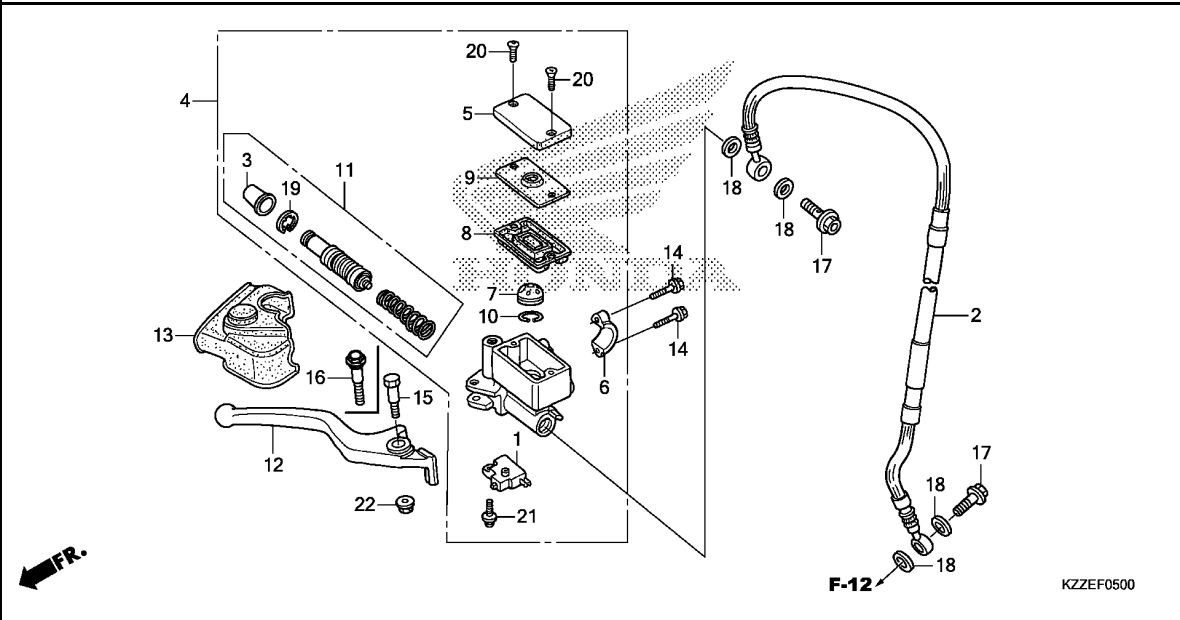


Ref. No.	Part No.	Description	Reqd. QTY						Serial No.	Parts catalogue code
			L	LA	RL	RL	RLA	RLA		
			H	H	H	J	H	J		
21	94050-06070	NUT, FLANGE, 6MM .....	1	1	1	1	1	1		
22	96001-06020-07	BOLT, FLANGE, 6X20 .....	1	1	1	1	1	1		
23	96001-06020-07	BOLT, FLANGE, 6X20 .....	1	1	-	-	-	-		
	96001-06025-07	BOLT, FLANGE, 6X25 .....	-	-	1	1	1	1		
24	35240-KZZ-G41	SWITCH ASSY., RR. ABS CANCEL	-	1	-	-	-	-		
	35240-KZZ-J81	.....	-	-	-	-	1	1		
25	35241-KZZ-J80	CLAMPER A, ABS CANCEL SWITCH	-	1	-	-	1	1		
26	35242-KZZ-J80	CLAMPER B, ABS CANCEL SWITCH	-	1	-	-	1	1		
27	35243-KZZ-J80	RUBBER, ABS CANCEL SWITCH ...	-	1	-	-	1	1		
28	90112-MJK-N20	SCREW, 5X12 .....	-	1	-	-	1	1		

3

# F-5

## FRONT BRAKE MASTER CYLINDER(CRF250L/RL)



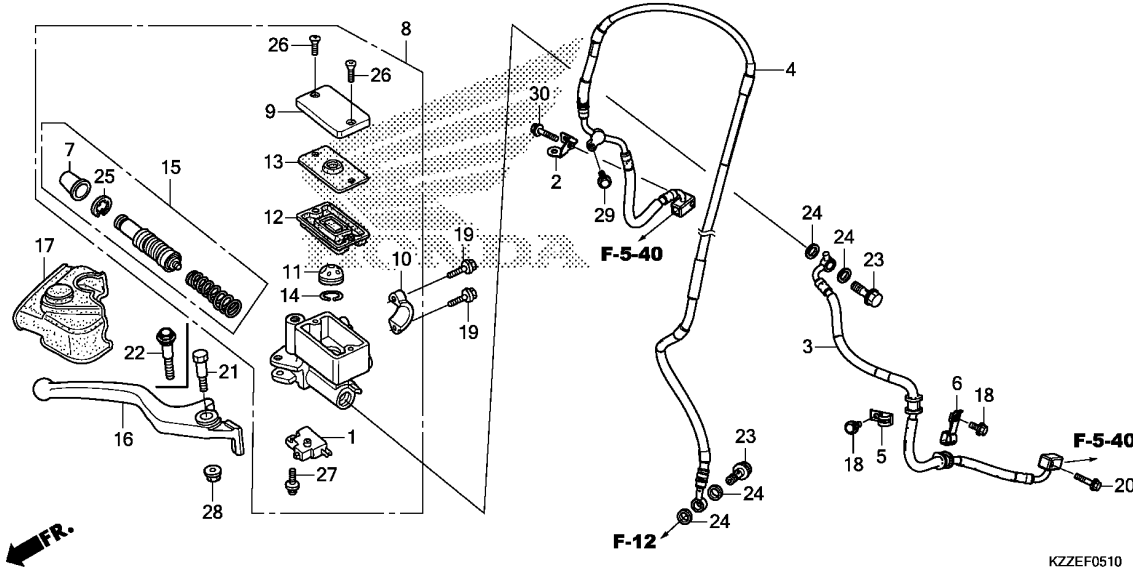
Ref. No.	L.O.N.	(Relative ref. Number) Description	F.R.T.
1	6151B2	SWITCH, FRONT STOP .....	0.1
2	7121A0	HOSE, FRONT BRAKE .....	0.4
4	712105	CYLINDER, FRONT BRAKE MASTER .INCLUDES: Bleed brakes	0.4
8	7121G6	DIAPHRAGM, FRONT BRAKE MASTER CYLINDER .....	0.1
11	7121G9	PISTON SET, FRONT BRAKE MASTER .INCLUDES: Bleed brakes	0.4
12	8101C7	LEVER, HANDLE :RIGHT .....	0.1
	8101F5	LEVER, HANDLE :BOTH .....	0.2

Ref. No.	Part No.	Description	Reqd. QTY						Serial No.	Parts catalogue code
			L	LA	CRF250 RL	RL	RLA	RLA		
			H	H	H	J	H	J		
1	35340-MGS-D31	SWITCH ASSY., FR. STOP .....	1	-	1	1	-	-		
2	45125-KZZ-901	HOSE COMP., FR. BRAKE .....	1	-	-	-	-	-		
	45124-KZZ-J01	.....	-	-	1	1	-	-		
3	45504-410-003	BOOT COMP. ....	1	-	1	1	-	-		
4	45510-KZZ-901	CYLINDER SUB ASSY., FR. BRAKE MASTER(NISSIN)	1	-	1	1	-	-		
5	45513-HA2-006	CAP, MASTER CYLINDER .....	1	-	1	1	-	-		
6	45517-166-006	HOLDER, MASTER CYLINDER .....	1	-	1	1	-	-		
7	45518-MEN-J01	SEPARATOR COMP. ....	1	-	1	1	-	-		
8	45520-MG7-006	DIAPHRAGM .....	1	-	1	1	-	-		
9	45521-HA2-006	PLATE, DIAPHRAGM .....	1	-	1	1	-	-		
10	45523-KA3-731	RING .....	1	-	1	1	-	-		
11	45530-471-831	CYLINDER SET, MASTER .....	1	-	1	1	-	-		
12	53175-KZZ-900	LEVER, R. STEERING HANDLE ...	1	-	1	1	-	-		
13	53176-KZZ-901	COVER, R. HANDLE LEVER .....	1	-	-	-	-	-		
14	90013-GHB-660	BOLT, FLANGE, 6X22 .....	2	-	2	2	-	-		
15	90114-166-006	BOLT, HANDLE LEVER PIVOT ....	1	-	-	-	-	-		
16	90114-KZZ-J01	BOLT, LEVER PIVOT .....	-	-	1	1	-	-		
17	90145-MS9-612	BOLT, OIL, 10X22 .....	2	-	2	2	-	-		
18	90545-300-000	WASHER, OIL BOLT .....	4	-	4	4	-	-		
19	90651-MA5-671	CIRCLIP .....	1	-	1	1	-	-		
20	93600-04012-1G	SCREW, FLAT, 4X12 .....	2	-	2	2	-	-		
21	93893-04012-17	SCREW-WASHER, 4X12 .....	1	-	1	1	-	-		
22	94050-06000	NUT, FLANGE, 6MM .....	1	-	1	1	-	-		



# F-5-10

# FRONT BRAKE MASTER CYLINDER(CRF250LA/RLA)



Ref. No.	L.O.N.	(Relative ref. Number) Description	F.R.T.
1	6151B2	SWITCH, FRONT STOP .....	0.1
3	712127	HOSE A, FRONT BRAKE .....	0.5
		.INCLUDES: Bleed brakes	
	7121T6	HOSE A, FRONT BRAKE(A) .....	0.6
		.INCLUDES: Bleed brakes	
		.NOTE: With middle cowling	
4	7121L5	HOSE D, FRONT BRAKE .....	0.4
		.INCLUDES: Bleed brakes	
	7121T4	HOSE D, FRONT BRAKE(A) .....	0.6
		.INCLUDES: Bleed brakes	
		.NOTE: With middle cowling	
8	712105	CYLINDER, FRONT BRAKE MASTER .....	0.4
		.INCLUDES: Bleed brakes	
12	7121G6	DIAPHRAGM, FRONT BRAKE MASTER CYLINDER .....	0.1
15	7121G9	PISTON SET, FRONT BRAKE MASTER .....	0.4
		.INCLUDES: Bleed brakes	
16	8101C7	LEVER, HANDLE :RIGHT .....	0.1
	8101F5	LEVER, HANDLE :BOTH .....	0.2

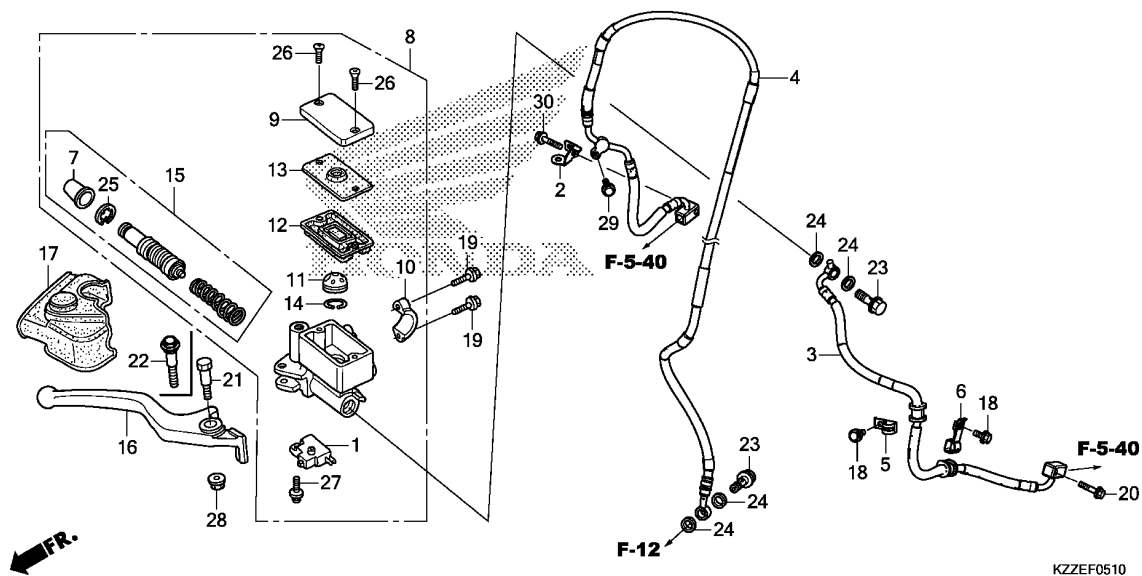
KZZEF0510

3

Ref. No.	Part No.	Description	Reqd. QTY						Serial No.	Parts catalogue code
			L	LA	RL	RL	RLA	RLA		
			CRF250							
			H	H	H	J	H	J		
1	35340-MGS-D31	SWITCH ASSY., FR. STOP .....	-	1	-	-	1	1		
2	38526-KZZ-J80	STAY, FR. SPEED SENSOR CORD .....	-	1	-	-	1	1		
3	45124-KZZ-G41	HOSE COMP. A, FR. BRAKE .....	-	1	-	-	-	-		
	45124-KZZ-J81	.....	-	-	-	-	1	1		
4	45127-KZZ-G41	HOSE COMP. D, FR. BRAKE .....	-	1	-	-	-	-		
	45127-KZZ-J81	.....	-	-	-	-	1	1		
5	45181-KZZ-G40	CLAMPER, FR. BRAKE HOSE .....	-	1	-	-	-	-		
	45181-KZZ-J80	.....	-	-	-	-	1	1		
6	45182-KZZ-J80	CLAMPER B, FR. BRAKE HOSE ...	-	1	-	-	1	1		
7	45504-410-003	BOOT COMP. ....	-	1	-	-	1	1		
8	45510-KZZ-901	CYLINDER SUB ASSY., FR. BRAKE MASTER(NISSIN)	-	1	-	-	1	1		
9	45513-HA2-006	CAP, MASTER CYLINDER .....	-	1	-	-	1	1		
10	45517-166-006	HOLDER, MASTER CYLINDER .....	-	1	-	-	1	1		
11	45518-MEN-J01	SEPARATOR COMP. ....	-	1	-	-	1	1		
12	45520-MG7-006	DIAPHRAGM .....	-	1	-	-	1	1		
13	45521-HA2-006	PLATE, DIAPHRAGM .....	-	1	-	-	1	1		
14	45523-KA3-731	RING .....	-	1	-	-	1	1		
15	45530-471-831	CYLINDER SET, MASTER .....	-	1	-	-	1	1		
16	53175-KZZ-900	LEVER, R. STEERING HANDLE ...	-	1	-	-	1	1		
17	53176-KZZ-901	COVER, R. HANDLE LEVER .....	-	1	-	-	-	-		
18	96001-06012-00	BOLT, FLANGE, 6X12 .....	-	2	-	-	-	-		
	90013-GHB-610	.....	-	-	-	-	2	2		
19	90013-GHB-660	BOLT, FLANGE, 6X22 .....	-	2	-	-	2	2		
20	90013-GHB-670	BOLT, FLANGE, 6X25 .....	-	1	-	-	1	1		

# F-5-10

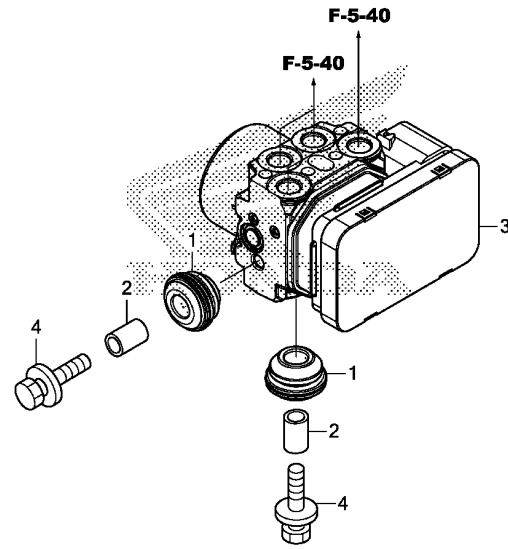
# FRONT BRAKE MASTER CYLINDER(CRF250LA/RLA)



Ref. No.	Part No.	Description	Reqd. QTY						Serial No.	Parts catalogue code
			L	LA	RL	RL	RLA	RLA		
			CRF250							
			H	H	H	J	H	J		
21	90114-166-006	BOLT, HANDLE LEVER PIVOT	-	1	-	-	-	-		
22	90114-KZZ-J01	BOLT, LEVER PIVOT	-	-	-	-	1	1		
23	90145-MS9-612	BOLT, OIL, 10X22	-	2	-	-	2	2		
24	90545-300-000	WASHER, OIL BOLT	-	4	-	-	4	4		
25	90651-MA5-671	CIRCLIP	-	1	-	-	1	1		
26	93600-04012-16	SCREW, FLAT, 4X12	-	2	-	-	2	2		
27	93893-04012-17	SCREW-WASHER, 4X12	-	1	-	-	1	1		
28	94050-06000	NUT, FLANGE, 6MM	-	1	-	-	1	1		
29	96001-06018-07	BOLT, FLANGE, 6X18	-	1	-	-	1	1		
30	96001-06028-07	BOLT, FLANGE, 6X28	-	1	-	-	1	1		

# F-5-20

# ABS MODULATOR



KZZEF0520

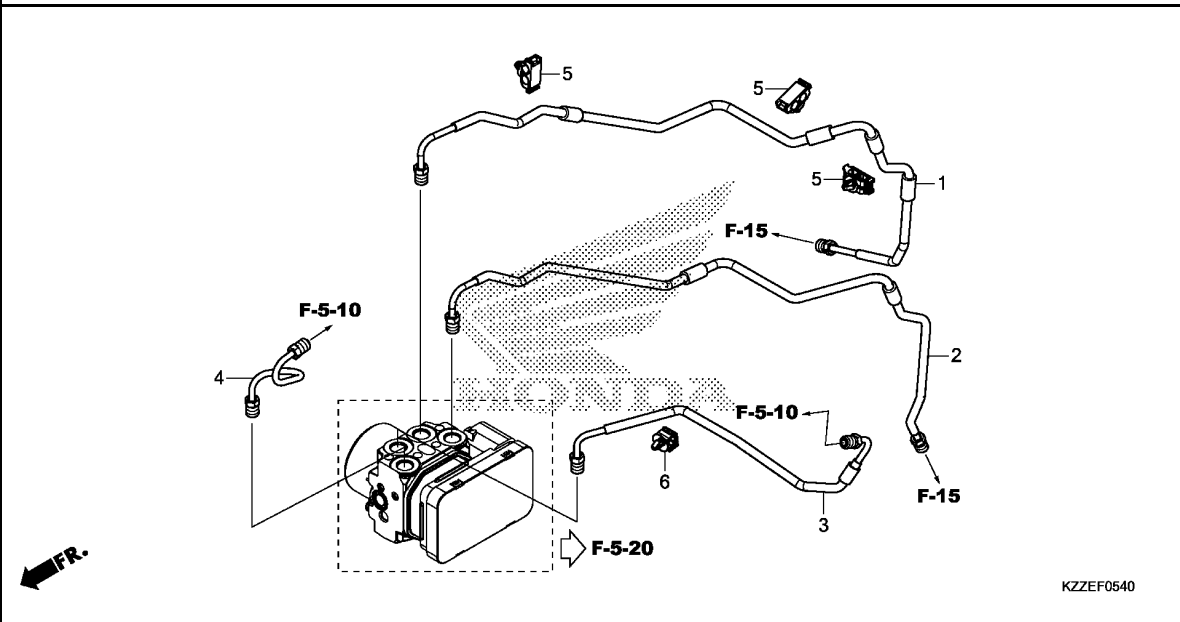
Ref. No.	L.O.N.	(Relative ref. Number) Description	F.R.T.
3	7111H1	MODULATOR, ABS ..... .INCLUDES: Bleed brakes	1.1
	7111Q6	MODULATOR, ABS(A) ..... .INCLUDES: Bleed brakes .NOTE: With middle cowling	1.3

3

Ref. No.	Part No.	Description	Reqd. QTY						Serial No.	Parts catalogue code
			L	LA	RL	RL	RLA	RLA		
			H	H	H	J	H	J		
1	57101-MER-D21	RUBBER, MOUNTING .....	-	2	-	-	2	2		
2	57103-SDA-003	COLLAR .....	-	2	-	-	2	2		
3	57110-KZZ-J82	MODULATOR ASSY., ABS .....	-	1	-	-	1	1		
4	93404-06025-00	BOLT-WASHER, 6X25 .....	-	2	-	-	2	2		

# F-5-40

# BRAKE PIPE



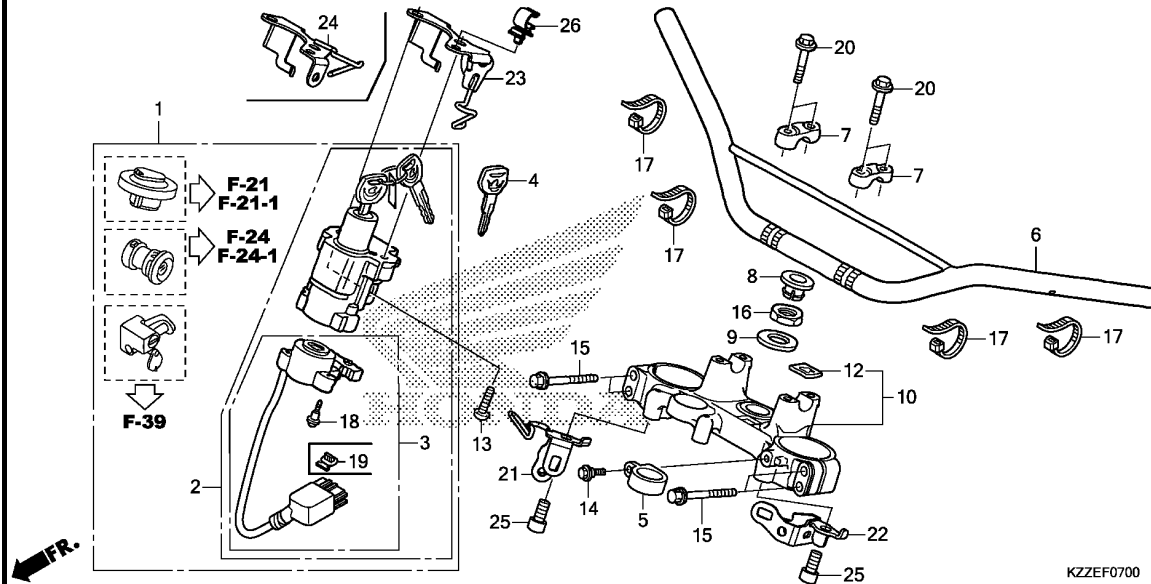
Ref. No.	L.O.N.	(Relative ref. Number) Description	F.R.T.
1	7121D8	PIPE B, REAR BRAKE ..... .INCLUDES: Bleed brakes	1.5
	7121S8	PIPE B, REAR BRAKE(A) ..... .INCLUDES: Bleed brakes .NOTE: With middle cowling	1.7
2	7121D9	PIPE C, REAR BRAKE ..... .INCLUDES: Bleed brakes	1.5
	7121S9	PIPE C, REAR BRAKE(A) ..... .INCLUDES: Bleed brakes .NOTE: With middle cowling	1.7
3	7121C8	PIPE B, FRONT BRAKE ..... .INCLUDES: Bleed brakes	0.7
	7121T5	PIPE B, FRONT BRAKE(A) ..... .INCLUDES: Bleed brakes .NOTE: With middle cowling	0.9
4	7121C9	PIPE C, FRONT BRAKE ..... .INCLUDES: Bleed brakes	0.3
	7121T7	PIPE C, FRONT BRAKE(A) ..... .INCLUDES: Bleed brakes .NOTE: With middle cowling	0.5

Ref. No.	Part No.	Description	Reqd. QTY						Serial No.	Parts catalogue code
			L	LA	RL	RL	RLA	RLA		
			H	H	H	J	H	J		
1	43311-KZZ-J80	PIPE COMP. B, RR. BRAKE .....	-	1	-	-	1	1		
2	43312-KZZ-J80	PIPE COMP. C, RR. BRAKE .....	-	1	-	-	1	1		
3	45125-KZZ-J80	PIPE COMP. B, FR. BRAKE .....	-	1	-	-	1	1		
4	45126-KZZ-J80	PIPE COMP. C, FR. BRAKE .....	-	1	-	-	1	1		
5	46392-TF0-003	CLIP, BRAKE PIPE .....	-	3	-	-	3	3		
6	90661-MGS-D71	CLAMP, BRAKE PIPE(7.0) .....	-	1	-	-	1	1		



# F-7

# HANDLE PIPE/TOP BRIDGE



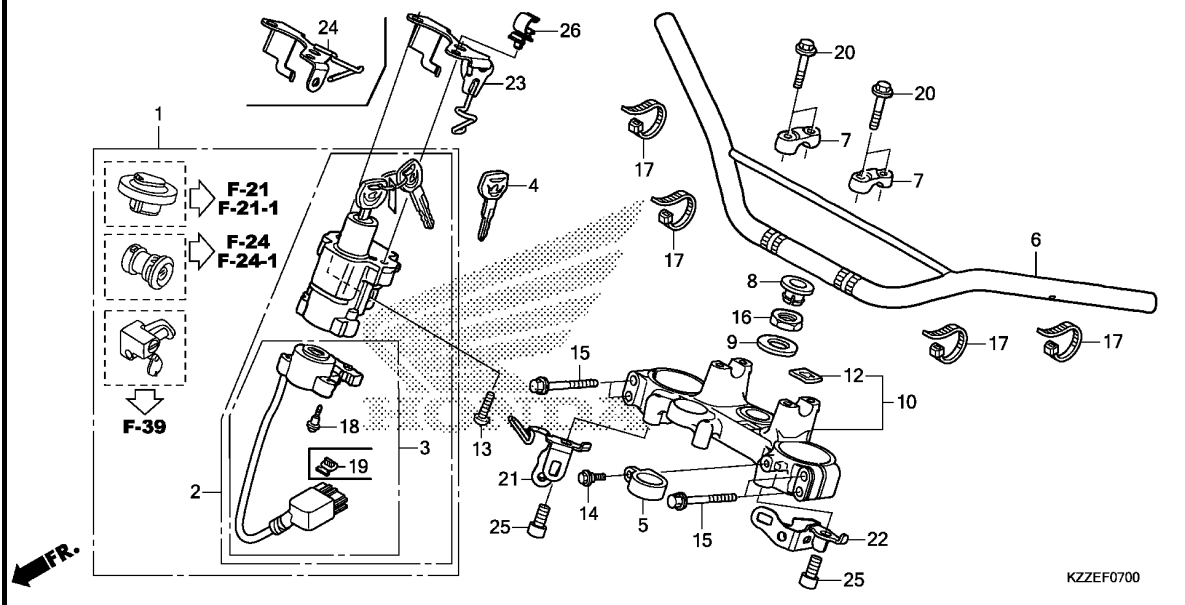
Ref. No.	L.O.N.	(Relative ref. Number) Description	F.R.T.
1	6151A1	KEY SET .....	1.4
2	615145	SWITCH, COMBINATION & LOCK ...	1.1
3	6151C2	BASE, CONTACT .....	0.9
6	810100	PIPE, STEERING HANDLE .....	0.4
10	510110	BRIDGE, FORK TOP .....	1.0

KZZEF0700

Ref. No.	Part No.	Description	Reqd. QTY						Serial No.	Parts catalogue code	
			L	LA	RL	RL	RLA	RLA			
			CRF250								
			H	H	H	J	H	J			
1	35010-KZZ-D20	KEY SET .....	1	1	-	-	-	-			
	35010-KZZ-J00	.....	-	-	1	1	1	1			
2	35100-KZZ-D21	SWITCH ASSY., COMBINATION & LOCK	1	1	-	-	-	-			
	35100-KZZ-J01	.....	-	-	1	1	1	1			
3	35101-KZZ-901	BASE COMP., CONTACT .....	1	1	-	-	-	-			
	35101-KZZ-J01	.....	-	-	1	1	1	1			
4	35121-MAS-G01	KEY, BLANK .....	(1)	(1)	(1)	(1)	(1)	(1)			
5	45468-KZZ-J80	GUIDE, FR. BRAKE HOSE .....	1	1	1	1	1	1			
6	53100-KZZ-J00	PIPE, STEERING HANDLE .....	1	1	1	1	1	1			
7	53131-KZZ-900	HOLDER, UPPER .....	2	2	-	-	-	-			
	53131-KZZ-A20	.....	-	-	2	2	2	2			
8	53208-KCH-900	CAP, STEERING STEM .....	1	1	1	1	1	1			
9	53215-GF8-000	WASHER, DUST SEAL .....	1	1	1	1	1	1			
10	53300-KZZ-J00ZA	BRIDGE COMP., FORK TOP									
	*NH146M*	.....									
	53300-KZZ-J00ZC	ACCURATE SILVER METALLIC	1	1	-	-	-	-			
	*NH303M*	MAT AXIS GRAY METALLIC	-	-	1	1	1	1			
12	86150-KPG-901	EMBLEM, PRODUCT(MARUI) .....	1	1	1	1	1	1			
13	90107-MBG-000	BOLT, ONE-WAY, 8MM .....	2	2	2	2	2	2			
14	90113-KZZ-900	BOLT, FLANGE, 6MM .....	1	1	1	1	1	1			
15	90155-KZZ-J00	BOLT, FLANGE, 8X45 .....	4	4	4	4	4	4			
16	90304-425-000	NUT, STEERING STEM .....	1	1	1	1	1	1			
17	90650-KW3-000	BAND, WIRE .....	4	4	4	4	4	4			
18	91059-KY2-711	SCREW, TAPPING, 3X16 .....	3	3	3	3	3	3			

# F-7

# HANDLE PIPE/TOP BRIDGE



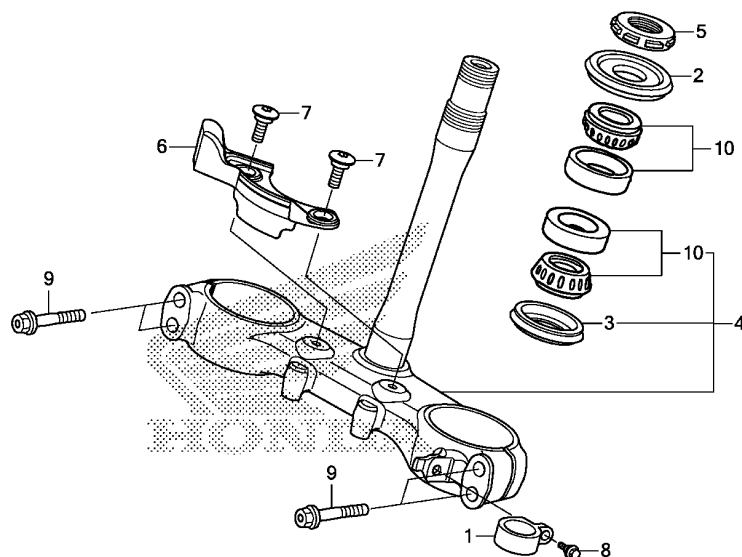
Ref. No.	Part No.	Description	Reqd. QTY						Serial No.	Parts catalogue code
			L	LA	RL	RL	RLA	RLA		
			H	H	H	J	H	J		
19	91533-S04-003	CLIP, COUPLER(NATURAL) .....	1	1	-	-	-	-		
20	96300-08035-00	BOLT, FLANGE, 8X35 .....	4	4	4	4	4	4		
21	17915-KZZ-J00	STAY, THROTTLE CABLE(A) .....	-	-	1	1	1	1		
22	22875-KZZ-J00	STAY COMP., FR. HARNESS CLIP .....	-	-	1	1	1	1		
23	61325-KZZ-G40	GUIDE, CLUTCH CABLE .....	1	1	-	-	-	-		
24	61325-KZZ-J00	GUIDE, CLUTCH CABLE .....	-	-	1	1	1	1		
25	96600-08016-07	BOLT, SOCKET, 8X16 .....	-	-	2	2	2	2		
26	90652-HL4-A01	CLIP .....	-	1	-	-	1	1		





# F-9

# STEERING STEM



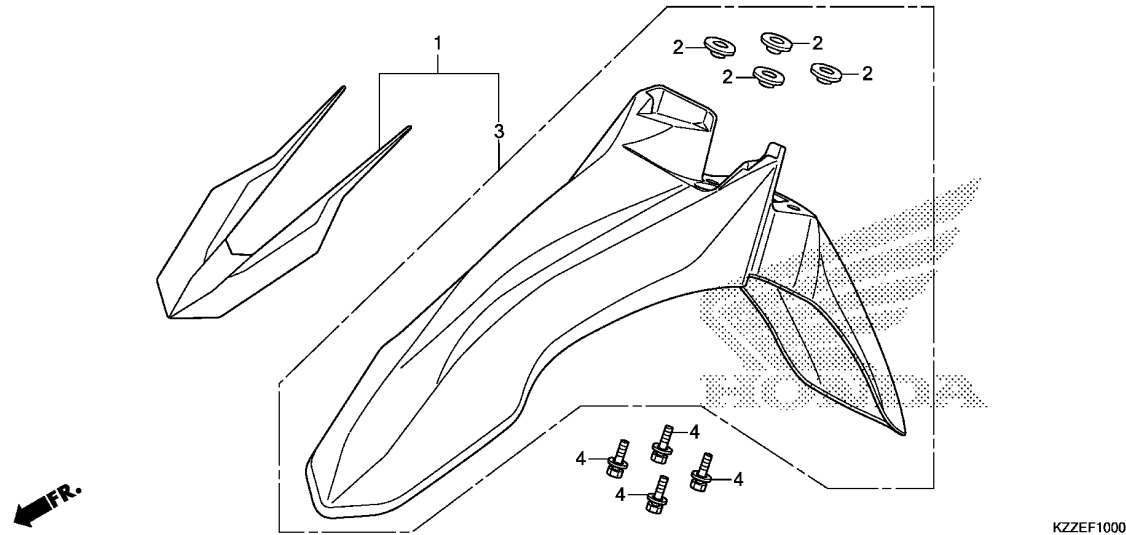
Ref. No.	L.O.N.	(Relative ref. Number) Description	F.R.T.
4	510100	STEM OR SHAFT ASSY., STEERING (2)	1.4
5	5101B2	THREAD, STEERING HEAD TOP .... (3)	1.2
10	5101B6	BEARING, HEAD PIPE :UPPER ....	1.4
	5101B7	BEARING, HEAD PIPE :LOWER ....	1.6
	5101C7	BEARING, HEAD PIPE :BOTH .....	1.6

3

Ref. No.	Part No.	Description	Reqd. QTY						Serial No.	Parts catalogue code
			L	LA	RL	RL	RLA	RLA		
			H	H	H	J	H	J		
1	45468-KZZ-J80	GUIDE, FR. BRAKE HOSE .....	1	1	1	1	1	1		
2	53214-KZZ-901	DUST SEAL, STEERING UPPER ...	1	1	1	1	1	1		
3	53214-MCJ-751	DUST SEAL, STEERING HEAD(ARAI)	1	1	1	1	1	1		
4	53219-KZZ-900	STEM SUB ASSY., STEERING ....	1	1	-	-	-	-		
	53219-KZZ-A20	.....	-	-	1	1	1	1		
5	53229-MN1-650	THREAD, STEERING HEAD TOP ...	1	1	1	1	1	1		
6	61150-KZZ-J00	COVER, HEAD PIPE .....	-	-	1	1	1	1		
7	90001-K04-930	BOLT, SOCKET, 6X18 .....	-	-	2	2	2	2		
8	90113-KZZ-900	BOLT, FLANGE, 6MM .....	1	1	1	1	1	1		
9	90155-KZZ-J00	BOLT, FLANGE, 8X45 .....	4	4	4	4	4	4		
10	91015-425-831	BEARING, HEAD PIPE UPPER(NTN)	2	2	2	2	2	2		

# F-10

# FRONT FENDER



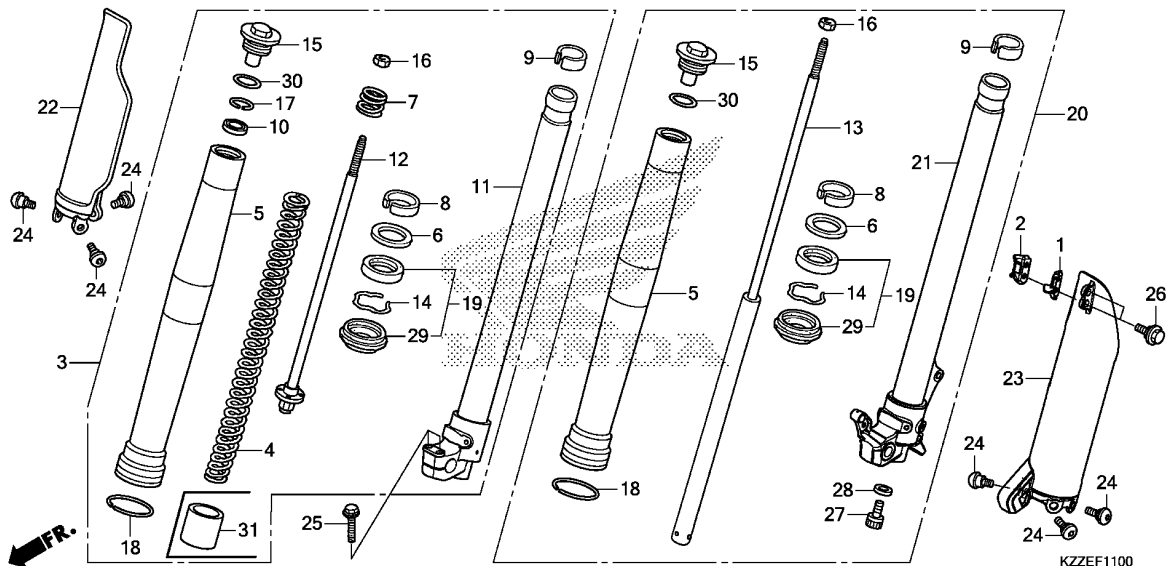
Ref. No.	L.O.N.	(Relative ref. Number) Description	F.R.T.
1	4131B7	(3) FENDER, FRONT .....	0.1

Ref. No.	Part No.	Description	Reqd. QTY						Serial No.	Parts catalogue code
			L	LA	RL	RL	RLA	RLA		
			H	H	H	J	H	J		
1	61000-KZZ-J00ZB	FENDER SET, FR.(WL)	-	-	1	1	1	1		
	61000-KZZ-M20ZA	*TYPE1*.....	-	-	-	1	-	1	-----	ED,KO,LA,PH,U
2	61101-KZZ-900	COLLAR, FR. FENDER	4	4	4	4	4	4		
3	61200-KZZ-900ZB	FENDER SUB ASSY., FR.								
		*R292R*.....EXTREME RED	1	1	-	-	-	-		
4	93404-06020-00	BOLT-WASHER, 6X20	4	4	4	4	4	4		



# F-11

# FRONT FORK



Ref. No.	L.O.N.	(Relative ref. Number) Description	F.R.T.
3	5111C3	FORK ASSY., FRONT :RIGHT	0.4
4	(12)		
5	5111C6	SPRING, FRONT FORK :RIGHT	0.5
	5111C8	TUBE, OUTER :LEFT	0.6
	5111C9	TUBE, OUTER :RIGHT	0.6
	5111D0	TUBE, OUTER :BOTH	1.1
11	5111D5	PIPE, SLIDE :RIGHT	0.6
13	5111D8	DAMPER, FRONT FORK :LEFT	0.5
19	(8,9)		
	5111E7	SEAL SET, FRONT FORK :LEFT	0.6
	5111E8	SEAL SET, FRONT FORK :RIGHT	0.6
	5111E9	SEAL SET, FRONT FORK :BOTH	1.1
20	5111C2	FORK ASSY., FRONT :LEFT	0.4
	5111C4	FORK ASSY., FRONT :BOTH	0.5
21	5111D4	PIPE, SLIDE :LEFT	0.6
	5111D6	PIPE, SLIDE :BOTH	1.1
22	5111F5	PROTECTOR, FRONT FORK :RIGHT	0.2
23	5111F4	PROTECTOR, FRONT FORK :LEFT	0.3
	5111H6	PROTECTOR, FRONT FORK :BOTH	0.3

3

Ref. No.	Part No.	Description	Reqd. QTY						Serial No.	Parts catalogue code
			CRF250							
			L	LA	RL	RL	RLA	RLA		
			H	H	H	J	H	J		
1	45461-KZZ-J00	CLAMPER A, BRAKE HOSE	1	-	1	1	-	-		
	45461-KZZ-J80	.....	-	1	-	-	1	1		
2	45462-KZZ-J00	CLAMPER B, BRAKE HOSE	1	-	1	1	-	-		
	45462-KZZ-J80	.....	-	1	-	-	1	1		
3	51400-KZZ-D21	FORK ASSY., R. FR.(SHOWA)	1	1	-	-	-	-	-----	ED,KO,LA,PH,U
	51400-KZZ-J01	.....	-	-	1	1	1	1	-----	IN
	51400-KZZ-306	.....	-	-	1	1	-	-	-----	IN
4	51401-KZZ-D21	SPRING, FR. FORK	1	1	-	-	-	-		
	51401-KZZ-J01	.....	-	-	1	1	1	1		
5	51410-KZZ-D21	TUBE, OUTER	2	2	-	-	-	-		
	51410-KZZ-J01	.....	-	-	2	2	2	2	-----	ED,KO,LA,PH,U
	51410-KZZ-305	.....	-	-	2	2	-	-	-----	IN
6	51412-KA4-711	RING, BACK UP	2	2	2	2	2	2		
7	51412-KZZ-901	SPRING, REBOUND	1	1	1	1	1	1		
8	51414-MFN-D01	BUSH, GUIDE	2	2	2	2	2	2		
9	51415-MGP-D01	BUSH, SLIDER	2	2	2	2	2	2		
10	51419-KZZ-901	SEAT, STOPPER	1	1	1	1	1	1		
11	51425-KZZ-D21	PIPE COMP., R. SLIDE	1	1	-	-	-	-		
	51425-KZZ-J01	.....	-	-	1	1	1	1	-----	ED,KO,LA,PH,U
	51425-KZZ-305	.....	-	-	1	1	-	-	-----	IN
12	51426-KZZ-901	ROD COMP.	1	1	1	1	1	1		
13	51430-KZZ-D21	DAMPER COMP., FR.	1	1	-	-	-	-		
	51430-KZZ-J01	.....	-	-	1	1	1	1		
14	51447-KA4-711	RING, OIL SEAL STOPPER(SHOWA)	2	2	2	2	2	2		
15	51450-KZZ-901	BOLT COMP., FR. FORK	2	2	2	2	2	2		
16	51451-MAJ-G41	NUT, HEX., 10MM	2	2	2	2	2	2		

# F-11

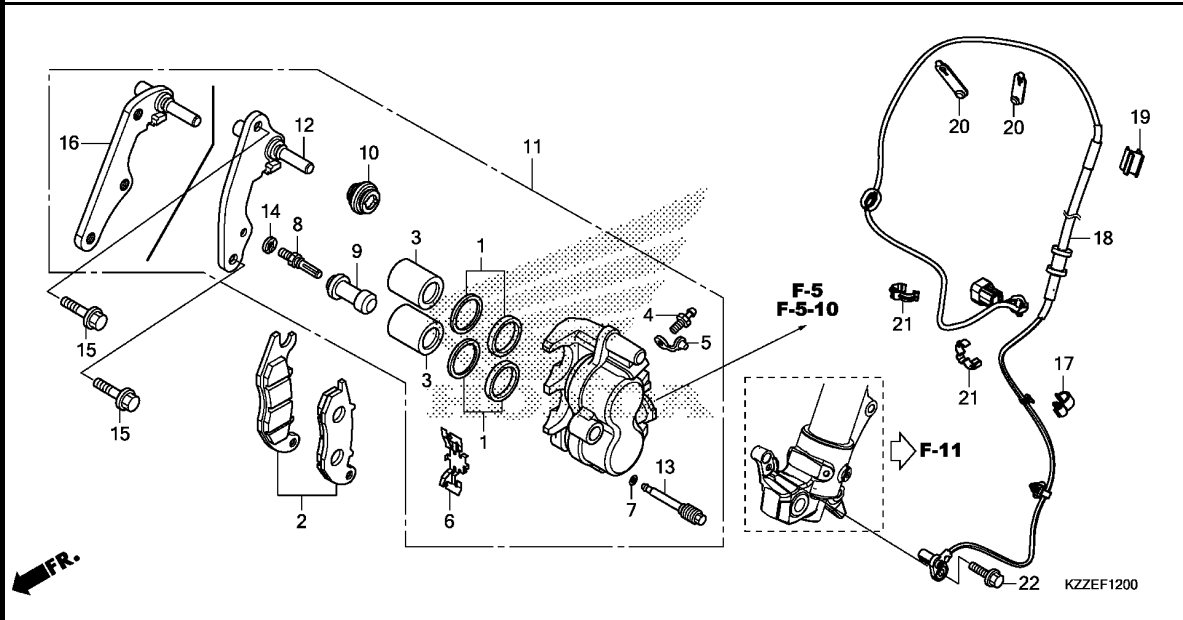
# FRONT FORK

Ref. No.	Part No.	Description	Reqd. QTY						Serial No.	Parts catalogue code
			L	LA	RL	RL	RLA	RLA		
			H	H	H	J	H	J		
17	51456-KZZ-901	RING, STOPPER .....	1	1	1	1	1	1		
18	51476-MFB-003	RING, WEAR .....	2	2	2	2	2	2		
19	51490-KZZ-J01	SEAL SET, FR. FORK .....	2	2	2	2	2	2		
20	51500-KZZ-D21	FORK ASSY., L. FR.(SHOWA) ...	1	-	-	-	-	-		
	51500-KZZ-G41	.....	-	1	-	-	-	-		
	51500-KZZ-306	.....	-	-	1	1	-	-	-----	IN
	51500-KZZ-J01	.....	-	-	1	1	-	-	-----	LA,PH
	51500-KZZ-J81	.....	-	-	-	-	1	1		
21	51426-KZZ-D21	PIPE COMP., L. SLIDE .....	1	-	-	-	-	-		
	51426-KZZ-G41	.....	-	1	-	-	-	-		
	51525-KZZ-305	.....	-	-	1	1	-	-	-----	IN
	51426-KZZ-J01	.....	-	-	1	1	-	-	-----	LA,PH
	51426-KZZ-J81	.....	-	-	-	-	1	1		
22	51610-KZZ-D20ZC	PROTECTOR, R. FR. FORK								
	*TYPE3*	.....	1	1	-	-	-	-		
	51610-KZZ-D20ZA	*TYPE1*	-	-	1	1	1	1		
	51610-KZZ-D20ZD	*TYPE2*	-	-	-	1	-	1	-----	ED,KO,LA,PH,U
23	51620-KZZ-D20ZC	PROTECTOR, L. FR. FORK								
	*TYPE3*	.....	1	-	-	-	-	-		
	51620-KZZ-J80ZC	*TYPE3*	-	1	-	-	-	-		
	51620-KZZ-D20ZA	*TYPE1*	-	-	1	1	-	-		
	51620-KZZ-D20ZD	*TYPE2*	-	-	-	1	-	-	-----	LA,PH
	51620-KZZ-J80ZA	*TYPE1*	-	-	-	-	1	1		
	51620-KZZ-J80ZD	*TYPE2*	-	-	-	-	-	1		
24	90106-KZZ-900	BOLT, PROTECTOR(6MM) .....	6	6	6	6	6	6		
25	90107-MGE-000	BOLT, FLANGE, 8X40 .....	2	2	2	2	2	2		
26	90113-KZZ-900	BOLT, FLANGE, 6MM .....	2	2	2	2	2	2		
27	90116-KV3-701	BOLT, SOCKET, 8MM(SHOWA) ...	1	1	1	1	1	1		
28	90544-283-000	WASHER, SPECIAL, 8MM(SHOWA) ..	1	1	1	1	1	1		
29	91254-ML3-791	SEAL, DUST .....	2	2	2	2	2	2		
30	91356-KZ3-003	O-RING, 44.7X2.4 .....	2	2	2	2	2	2		
31	51402-KZZ-J01	COLLAR, SPRING .....	-	-	1	1	1	1		



# F-12

# FRONT BRAKE CALIPER



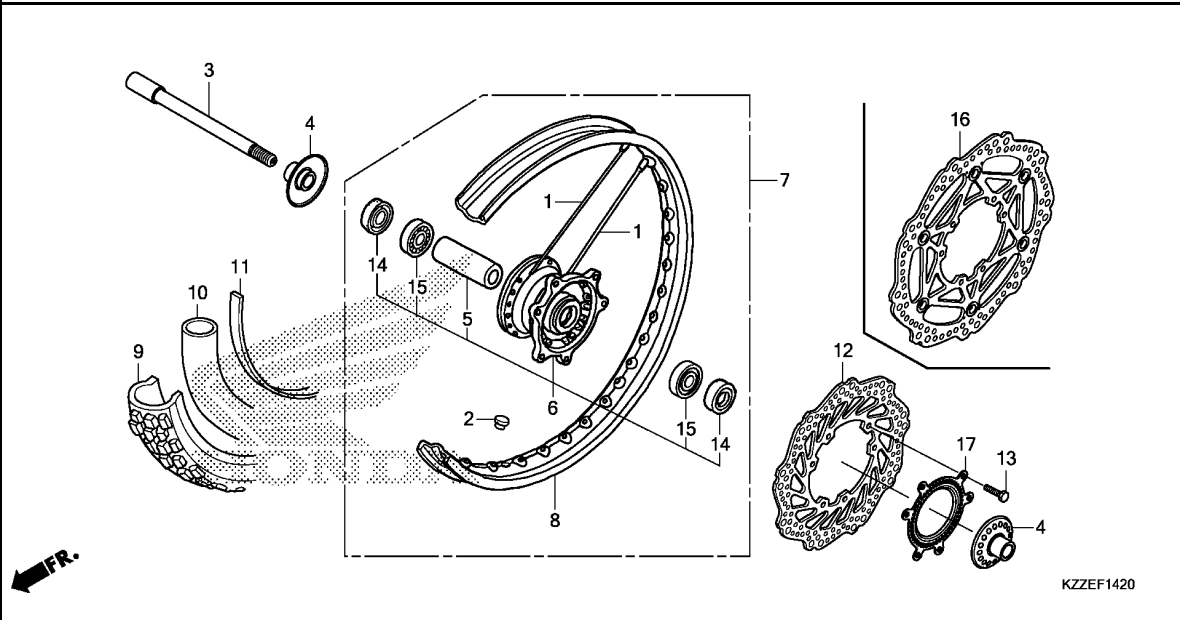
Ref. No.	L.O.N.	(Relative ref. Number) Description	F.R.T.
2	711115	SHOE(PAD) SET, BRAKE :FRONT .. (1)	0.1
3	7111D1	PISTON, FRONT BRAKE CALIPER .. .INCLUDES: Bleed brakes .NOTE: Same time for two units	0.5
11	711130	CALIPER, FRONT BRAKE ..... .INCLUDES: Bleed brakes (16)	0.4
12	7111G0	BRACKET, FRONT CALIPER .....	0.2
18	617196	SENSOR, WHEEL SPEED :FRONT ...	0.6
	6171F0	SENSOR, WHEEL SPEED(A) :FRONT .NOTE: With middle cowling	0.8

3

Ref. No.	Part No.	Description	Reqd. QTY						Serial No.	Parts catalogue code
			L	LA	RL	RL	RLA	RLA		
			H	H	H	J	H	J		
1	06431-MA3-405	SEAL SET, PISTON .....	2	2	2	2	2	2		
2	06451-KZZ-901	PAD SET, FR. ....	1	1	1	1	1	1		
3	43107-MBG-006	PISTON, 27X27 .....	2	2	2	2	2	2		
4	43352-568-003	SCREW, BLEEDER(NISSIN) .....	1	1	1	1	1	1		
5	43353-461-771	CAP, BLEEDER .....	1	1	1	1	1	1		
6	45108-KPH-951	SPRING, PAD .....	1	1	1	1	1	1		
7	45111-MAJ-G41	RING, STOPPER .....	1	1	1	1	1	1		
8	45131-GZ0-006	BOLT, PIN .....	1	1	1	1	1	1		
9	45132-166-016	BOOT, PIN BUSH(NISSIN) .....	1	1	1	1	1	1		
10	45133-MA3-006	BOOT B .....	1	1	1	1	1	1		
11	45150-KZZ-902	CALIPER SUB ASSY., L. FR. (NISSIN)	1	1	-	-	-	-		
	45150-KZZ-A22	.....	-	-	1	1	1	1		
12	45190-KZZ-901	BRACKET SUB ASSY., FR. CALIPER	1	1	-	-	-	-		
13	45215-KPH-951	PIN, HANGER .....	1	1	1	1	1	1		
14	45216-166-006	WASHER, WAVE .....	1	1	1	1	1	1		
15	90131-KZZ-900	BOLT, FLANGE, 8X32 .....	2	2	2	2	2	2		
16	45190-KZZ-A21	BRACKET SUB ASSY., FR. CALIPER	-	-	1	1	1	1		
17	38517-MGE-003	CLAMP, ABS CORD(D12) .....	-	1	-	-	1	1		
18	38520-KZZ-G41	SENSOR, FR. WHEEL SPEED .....	-	1	-	-	-	-		
	38520-KZZ-J81	.....	-	-	-	-	1	1		
19	38525-KZZ-J80	CLIP, ABS CORD .....	-	1	-	-	1	1		
20	90650-KZZ-J80	BAND, RUBBER(35MM) .....	-	2	-	-	2	2		
21	90690-MGS-D81	CLIP, CABLE, 12MM .....	-	2	-	-	2	2		
22	90117-MJP-G60	BOLT, FLANGE, 6X14 .....	-	1	-	-	1	1		

# F-14-20

# FRONT WHEEL



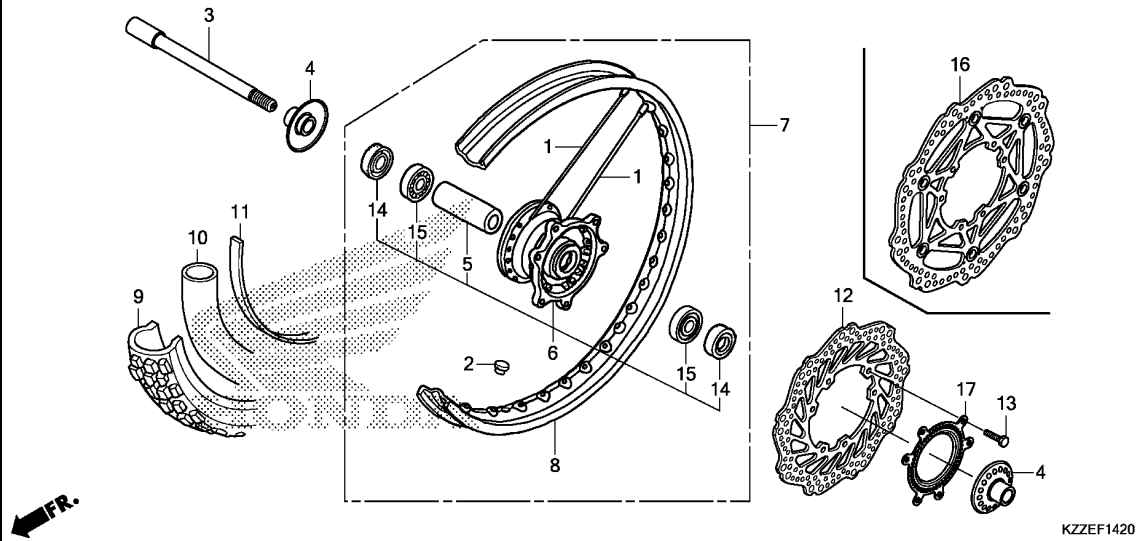
Ref. No.	L.O.N.	(Relative ref. Number) Description	F.R.T.
3		(14)	
710151		AXLE, FRONT WHEEL .....	0.3
6		(1)	
710103		HUB, FRONT WHEEL .....	2.4
7101D4		FRONT WHEEL .....	0.9
8		710109 RIM, WHEEL :FRONT .....	2.3
9		(10,11)	
7101J8		FRONT TIRE AND/OR TUBE(ONE) ..	0.8
12		(16)	
711120		DISC, FRONT BRAKE .....	0.4
15		710115 BEARING, FRONT WHEEL(ONE) .....	0.5
710115G		.Replace 1 bearing add .....	0.1
17		7101B0 RING, PULSER :FRONT .....	0.4

Ref. No.	Part No.	Description	Reqd. QTY						Serial No.	Parts catalogue code
			L	LA	RL	RL	RLA	RLA		
			CRF250							
			H	H	H	J	H	J		
1	06440-KZZ-900	SPOKE SET, FR. ....	36	36	36	36	36	36		
2	42717-329-000	CAP, RIM HOLE .....	1	1	1	1	1	1		
3	44301-KZZ-J00	AXLE, FR. WHEEL .....	1	1	1	1	1	1		
4	44310-KZZ-J00	COLLAR COMP., FR. WHEEL SIDE	2	2	2	2	2	2		
5	44620-KZZ-J00	COLLAR, FR. AXLE DISTANCE ...	1	1	1	1	1	1		
6	44635-KZZ-J00	HUB SUB ASSY., FR. ....	1	1	1	1	1	1		
7	44650-KZZ-D20	WHEEL SUB ASSY., FR. ....	1	1	-	-	-	-		
	44650-KZZ-J00	.....	-	-	1	1	1	1		
8	44701-KZZ-901	RIM, FR. WHEEL(21X1.60) .....	1	1	-	-	-	-		
	44701-KZZ-H51	.....	-	-	1	-	1	-	-----	ED,KO,LA,PH,U
	44701-KZZ-H52	.....	-	-	1	-	1	-	-----	ED,IN,KO,U
9	44711-KZZ-901	TIRE, FR.(IRC)(3.00-21 51P) ..	1	1	1	-	1	-	-----	ED,KO,LA,PH,U
	44711-KZZ-902	.....	-	-	1	-	1	-	-----	ED,IN,KO,U
10	44712-KAE-005	TUBE, TIRE(IRC)(3.00-21) .....	1	1	1	-	1	-	-----	ED,KO,LA,PH,U
	44712-KAE-015	.....	-	-	1	-	1	-	-----	ED,IN,KO,U
11	44713-KZZ-901	FLAP, TIRE(IRC) .....	1	1	1	1	1	1		
12	45351-KZZ-901	DISK, FR. BRAKE .....	1	1	-	-	-	-		
13	90105-KZZ-900	BOLT, DISK, 6X17 .....	6	6	6	6	6	6		
14	91253-K35-V01	DUST SEAL, 25X35X6 .....	2	2	2	2	2	2		
15	91051-KZZ-J00	BEARING, RADIAL BALL, 6003U ..	2	2	2	2	2	2		
	91051-KZZ-J00	BEARING, RADIAL BALL, 6003 ..	2	2	2	2	2	2		
	91051-KZZ-J00	BEARING, RADIAL BALL, 6003U ..	2	2	2	2	2	2		
16	45120-KZZ-A21	DISK COMP., FR. BRAKE .....	-	-	1	1	1	1		



# F-14-20

# FRONT WHEEL



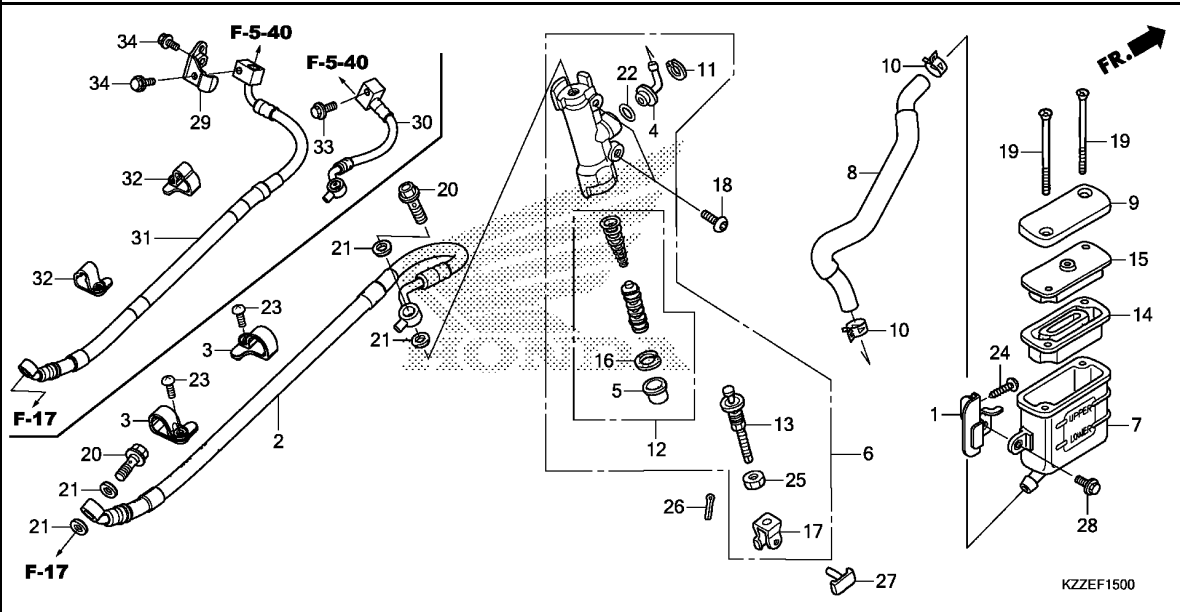
Ref. No.	Part No.	Description	Reqd. QTY						Serial No.	Parts catalogue code
			L	LA	RL	RL	RLA	RLA		

17	44515-KZZ-J80ZB	RING, FR. PULSER								
		*TYPE1*	-	1	-	-	-	-		
	44515-KZZ-J80ZA	*TYPE2*	-	-	-	-	1	1		

3

# F-15

# REAR BRAKE MASTER CYLINDER



Ref. No.	L.O.N.	(Relative ref. Number) Description	F.R.T.
2	712130	HOSE, REAR BRAKE ..... .INCLUDES: Bleed brakes	0.4
	7121K7	HOSE, REAR BRAKE(A) ..... .INCLUDES: Bleed brakes .NOTE: With middle cowling	0.5
6	712125	CYLINDER, REAR BRAKE MASTER .. .INCLUDES: Bleed brakes	0.5
	7121N8	CYLINDER, REAR BRAKE MASTER(A) .INCLUDES: Bleed brakes .NOTE: With middle cowling	0.6
7	7121F6	CUP, REAR MASTER CYLINDER OIL .INCLUDES: Bleed brakes	0.2
	7121Q8	CUP, REAR MASTER CYLINDER OIL (A) ..... .INCLUDES: Bleed brakes .NOTE: With middle cowling	0.3
8	7121C2	HOSE, REAR MASTER CYLINDER OIL CUP ..... .INCLUDES: Bleed brakes	0.3
	7121Q9	HOSE, REAR MASTER CYLINDER OIL CUP(A) ..... .INCLUDES: Bleed brakes .NOTE: With middle cowling	0.4
12	7121H0	PISTON SET, REAR BRAKE MASTER .INCLUDES: Bleed brakes	0.5

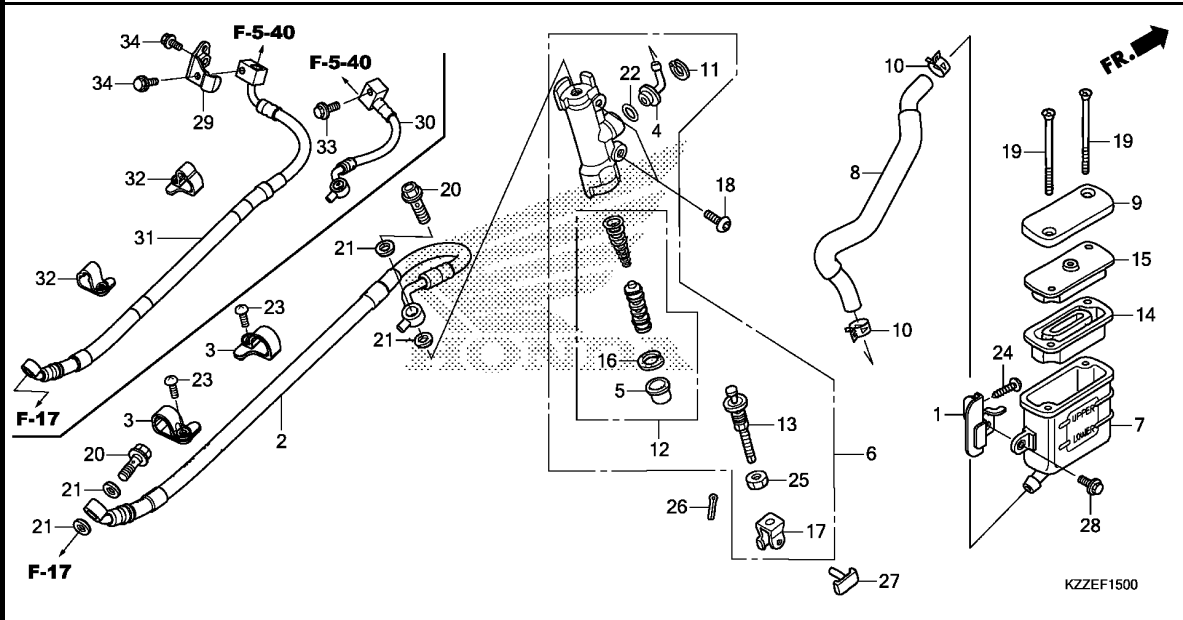
Ref. No.	Part No.	Description	Reqd. QTY						Serial No.	Parts catalogue code
			L	LA	RL	RL	RLA	RLA		
			CRF250							
			H	H	H	J	H	J		
1	17270-KZZ-900	STAY COMP., OIL CUP .....	1	1	1	1	1	1		
2	43310-KZZ-901	HOSE COMP., RR. BRAKE .....	1	-	1	1	-	-		
3	43468-KZZ-J00	GUIDE, BRAKE HOSE .....	2	-	2	2	-	-		
4	43503-KS6-701	CONNECTOR, MASTER CYLINDER ..	1	1	1	1	1	1		
5	43504-MB2-006	BOOT COMP. ....	1	1	1	1	1	1		
6	43510-KZZ-901	CYLINDER SUB ASSY., RR. BRAKE MASTER(NISSIN)	1	1	1	1	1	1		
7	43511-KW7-881	CUP COMP., OIL(NISSIN) .....	1	1	1	1	1	1		
8	43512-KZZ-901	HOSE COMP., RR. BRAKE MASTER CYLINDER	1	1	1	1	1	1		
9	43513-KTY-C01	CAP, MASTER CYLINDER .....	1	1	1	1	1	1		
10	43514-KS6-701	CLAMP, MASTER CYLINDER OIL HOSE	2	2	2	2	2	2		
11	43517-KS6-701	CIRCLIP, RR. MASTER CYLINDER	1	1	1	1	1	1		
12	43520-MJ6-315	PISTON SET, MASTER CYLINDER (NISSIN)	1	1	1	1	1	1		
13	43530-KZZ-901	ROD COMP., PUSH .....	1	1	1	1	1	1		
14	45520-GW0-911	DIAPHRAGM .....	1	1	1	1	1	1		
15	45521-GW0-911	PLATE, DIAPHRAGM .....	1	1	1	1	1	1		
16	46182-MEL-D21	CIRCLIP .....	1	1	1	1	1	1		
17	46504-KV6-702	JOINT, BRAKE ROD .....	1	1	1	1	1	1		
18	90106-KGH-600	BOLT, BRAKE DISK, 6X17 .....	2	2	2	2	2	2		
19	90140-KZZ-901	SCREW, FLAT, 4X45 .....	2	2	2	2	2	2		
20	90145-MS9-612	BOLT, OIL, 10X22 .....	2	2	2	2	2	2		
21	90545-300-000	WASHER, OIL BOLT .....	4	4	4	4	4	4		





# F-15

# REAR BRAKE MASTER CYLINDER



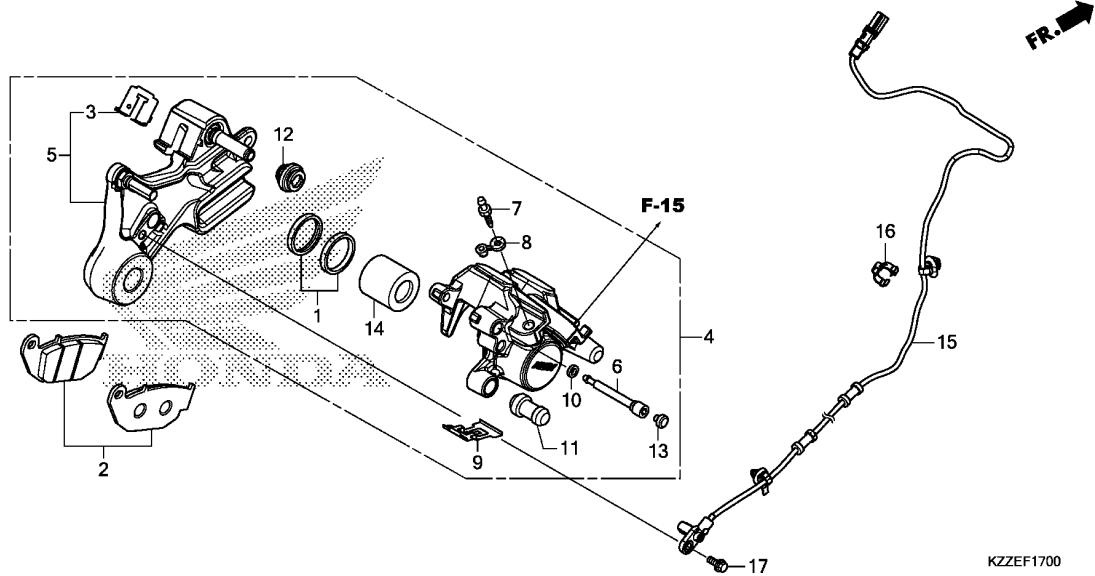
Ref. No.	L.O.N.	(Relative ref. Number) Description	F.R.T.
+12	7121N9	PISTON SET, REAR BRAKE MASTER (A) ..... .INCLUDES: Bleed brakes .NOTE: With middle cowling	0.6
14	7121G7	DIAPHRAGM, REAR BRAKE MASTER CYLINDER .....	0.1
	7121Q7	DIAPHRAGM, REAR BRAKE MASTER CYLINDER(A) .....	0.2
		.NOTE: With middle cowling	
30	712180	HOSE A, REAR BRAKE .....	0.3
		.INCLUDES: Bleed brakes	
	7121P0	HOSE A, REAR BRAKE(A) .....	0.4
		.INCLUDES: Bleed brakes .NOTE: With middle cowling	
31	7121B2	HOSE D, REAR BRAKE .....	1.5
		.INCLUDES: Bleed brakes	
	7121P4	HOSE D, REAR BRAKE(A) .....	1.7
		.INCLUDES: Bleed brakes .NOTE: With middle cowling	

**3**

Ref. No.	Part No.	Description	Reqd. QTY						Serial No.	Parts catalogue code
			L	LA	RL	RL	RLA	RLA		
			H	H	H	J	H	J		
22	91212-422-006	O-RING, 14.8X2.4 .....	1	1	1	1	1	1		
23	93500-05016-0G	SCREW, PAN, 5X16 .....	2	2	2	2	2	2		
24	93903-26380	SCREW, TAPPING, 6X20 .....	1	1	1	1	1	1		
25	94002-08000-0S	NUT, HEX., 8MM .....	1	1	1	1	1	1		
26	94201-20120	PIN, SPLIT, 2.0X12 .....	1	1	1	1	1	1		
27	95015-54000	PIN D, JOINT .....	1	1	1	1	1	1		
28	96300-06014-00	BOLT, FLANGE, 6X14 .....	1	1	1	1	1	1		
29	43151-KZZ-J80	STAY, RR. BRAKE HOSE .....	-	1	-	-	1	1		
30	43310-KZZ-J81	HOSE COMP. A, RR. BRAKE .....	-	1	-	-	1	1		
31	43313-KZZ-J81	HOSE COMP. D, RR. BRAKE .....	-	1	-	-	1	1		
32	43468-MJL-D70	GUIDE, RR. BRAKE HOSE .....	-	2	-	-	2	2		
33	96001-06012-00	BOLT, FLANGE, 6X12 .....	-	1	-	-	1	1		
34	96001-06014-00	BOLT, FLANGE, 6X14 .....	-	2	-	-	2	2		

# F-17

# REAR BRAKE CALIPER

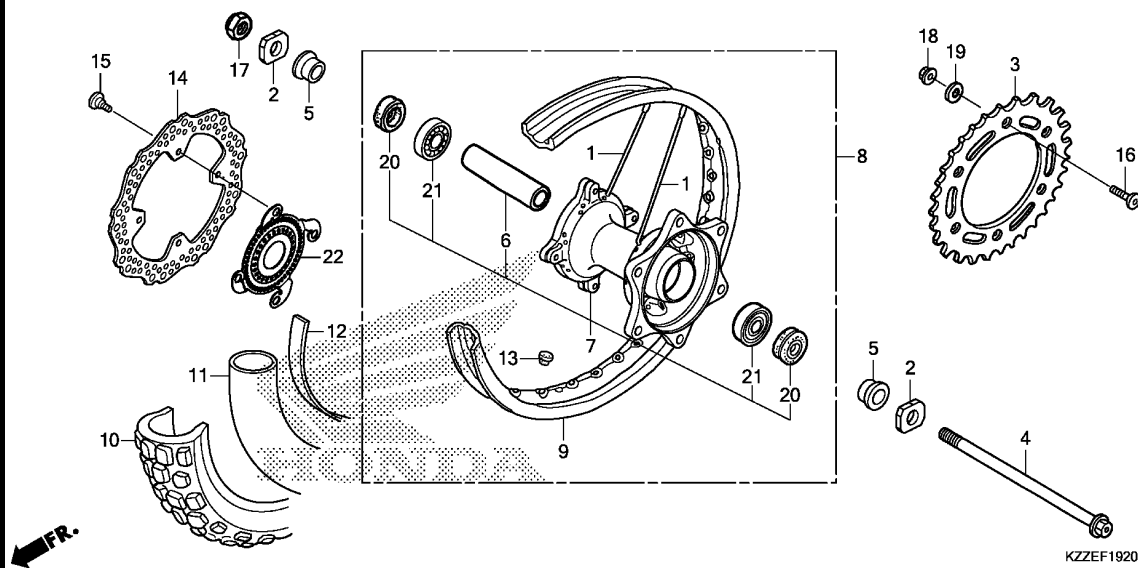


Ref. No.	L.O.N.	(Relative ref. Number) Description	F.R.T.
2	711140	SHOE(PAD) SET, BRAKE :REAR ...	0.1
4	711155	CALIPER, REAR BRAKE .....	0.5
		.INCLUDES: Bleed brakes	
	7111H7	CALIPER, REAR BRAKE(A) .....	0.6
		.INCLUDES: Bleed brakes	
		.NOTE: With middle cowling	
5	7111C1	BRACKET, REAR CALIPER .....	0.5
14		(1)	
	7111D5	PISTON, REAR BRAKE CALIPER ...	0.6
		.INCLUDES: Bleed brakes	
	7111N2	PISTON, REAR BRAKE CALIPER(A)	0.7
		.INCLUDES: Bleed brakes	
		.NOTE: With middle cowling	
15	617197	SENSOR, WHEEL SPEED :REAR .....	1.4
	6171E2	SENSOR, WHEEL SPEED(A) :REAR ..	1.6
		.NOTE: With middle cowling	

Ref. No.	Part No.	Description	Reqd. QTY						Serial No.	Parts catalogue code
			L	LA	RL	RL	RLA	RLA		
			H	H	H	J	H	J		
1	06431-MA3-405	SEAL SET, PISTON .....	1	1	1	1	1	1		
2	06435-KZZ-901	PAD SET, RR. ....	1	1	1	1	1	1		
3	43112-KZZ-901	RETAINER .....	1	1	1	1	1	1		
4	43150-KZZ-J01	CALIPER SUB ASSY., RR.(NISSIN)	1	-	1	1	-	-		
	43150-KZZ-J81	.....	-	1	-	-	1	1		
5	43190-KZZ-J01	BRACKET SUB ASSY., RR. ....	1	-	1	1	-	-		
	43190-KZZ-J81	.....	-	1	-	-	1	1		
6	43215-KGH-901	PIN, HANGER .....	1	1	1	1	1	1		
7	43352-568-003	SCREW, BLEEDER(NISSIN) .....	1	1	1	1	1	1		
8	43353-461-771	CAP, BLEEDER .....	1	1	1	1	1	1		
9	43108-KSP-B51	SPRING, PAD(NISSIN) .....	1	1	1	1	1	1		
10	45111-MAJ-G41	RING, STOPPER .....	1	1	1	1	1	1		
11	45132-166-016	BOOT, PIN BUSH(NISSIN) .....	1	1	1	1	1	1		
12	45133-MA3-006	BOOT B .....	1	1	1	1	1	1		
13	45203-MCC-006	PLUG, PIN .....	1	1	1	1	1	1		
14	45218-MAJ-G41	PISTON B, 27X35 .....	1	1	1	1	1	1		
15	38510-KZZ-J81	SENSOR, RR. WHEEL SPEED .....	-	1	-	-	1	1		
16	90690-MJE-D11	CLIP, CABLE, 10MM .....	-	1	-	-	1	1		
17	90117-MJP-G60	BOLT, FLANGE, 6X14 .....	-	1	-	-	1	1		

# F-19-20

# REAR WHEEL

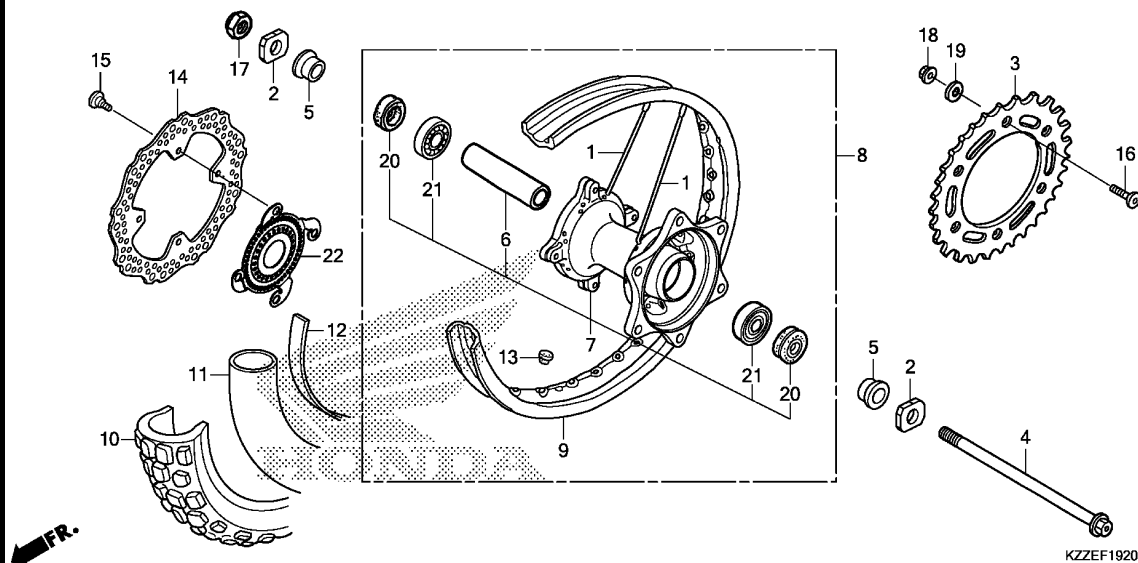


Ref. No.	L.O.N.	(Relative ref. Number) Description	F.R.T.
3	7101A0	SPROCKET, FINAL DRIVEN (20)	0.4
4	710160	AXLE, REAR WHEEL (1)	0.3
7	710121	HUB, REAR WHEEL	2.5
8	710118	REAR WHEEL	1.0
9	710127	RIM, WHEEL :REAR (11,12)	2.4
10	7101J9	REAR TIRE AND/OR TUBE(ONE)	0.9
14	711145	DISC, REAR BRAKE	0.4
21	710133	BEARING, REAR WHEEL(ONE)	0.5
	710133G	.Replace 1 bearing add	0.1
22	7101B1	RING, PULSER :REAR	0.4

Ref. No.	Part No.	Description	Reqd. QTY						Serial No.	Parts catalogue code
			L	LA	RL	RL	RLA	RLA		
			CRF250							
			H	H	H	J	H	J		
1	06420-KZZ-900	SPOKE SET, RR.	32	32	32	32	32	32		
2	40544-KZZ-900	ADJUSTER, CHAIN	2	2	2	2	2	2		
3	41201-KZZ-J00	SPROCKET, FINAL DRIVEN(40T)	1	1	1	1	1	1		
4	42301-KZZ-900	AXLE, RR. WHEEL	1	1	1	1	1	1		
5	42312-KZZ-900	COLLAR, RR. WHEEL	2	2	2	2	2	2		
6	42620-KZZ-900	COLLAR, RR. AXLE DISTANCE	1	1	1	1	1	1		
7	42635-KZZ-900	HUB SUB ASSY., RR.	1	-	1	-	-	-		
	42635-KZZ-J80		-	1	-	-	-	1	1	
8	42650-KZZ-900	WHEEL SUB ASSY., RR.	1	-	-	-	-	-		
	42650-KZZ-G40		-	1	-	-	-	-		
	42650-KZZ-H50		-	-	1	1	-	-		
	42650-KZZ-J80		-	-	-	-	1	1		
9	42701-KZZ-901	RIM, RR. WHEEL(18X2.15)	1	1	-	-	-	-		
	42701-KZZ-H51		-	-	1	-	1	-	-----	ED,KO,LA,PH,U
	42701-KZZ-H52		-	-	1	-	1	-	-----	ED,IN,KO,U
10	42711-KZZ-901	TIRE, RR.(IRC)								
		(120/80-18 M/C 62P)	1	1	1	-	1	-	-----	ED,KO,LA,PH,U
	42711-KZZ-902		-	-	1	-	-	1	-----	ED,IN,KO,U
			-	-	-	1	-	-		
11	42712-KT1-671	TUBE, TIRE(IRC)(120/80-18)	1	1	1	-	1	-	-----	ED,KO,LA,PH,U
	42712-KT1-672		-	-	1	-	-	1	-----	ED,IN,KO,U
			-	-	-	1	-	-		
12	42713-KZZ-901	FLAP, TIRE(IRC)	1	1	1	1	1	1		
13	42717-329-000	CAP, RIM HOLE	1	1	1	1	1	1		
14	43351-KZZ-901	DISK, RR. BRAKE	1	1	1	1	1	1		
15	90105-KSP-930	BOLT, DISK, 8X22	4	4	4	4	4	4		

# F-19-20

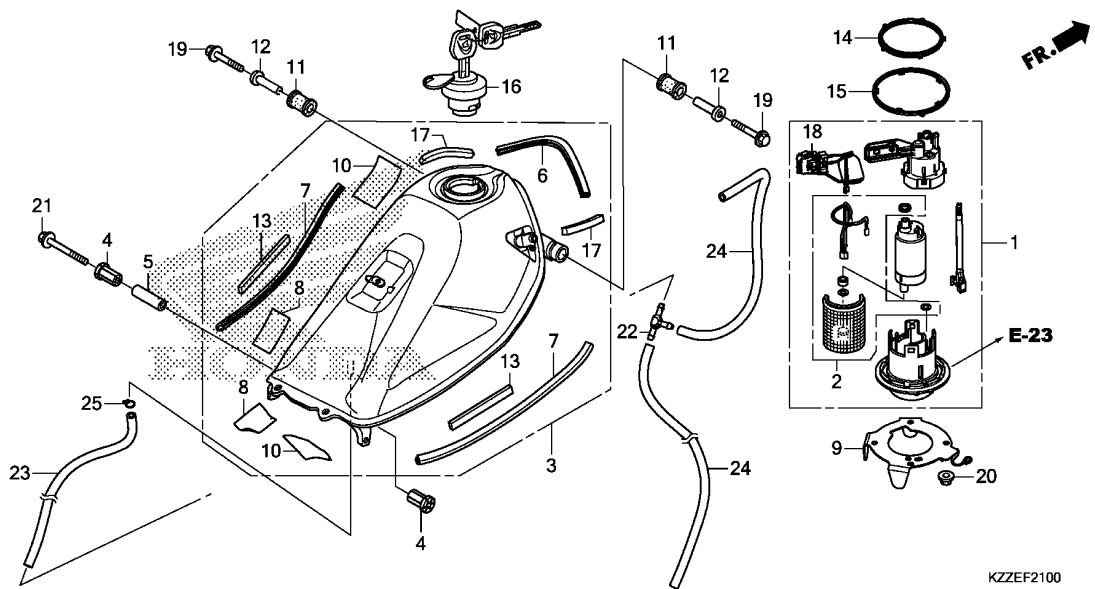
# REAR WHEEL



Ref. No.	Part No.	Description	Reqd. QTY						Serial No.	Parts catalogue code
			L	LA	RL	RL	RLA	RLA		
			H	H	H	J	H	J		
16	90125-KZZ-900	BOLT, SPROCKET FIXING, 10X31	6	6	6	6	6	6		
17	90306-KCJ-951	NUT, U, 16MM .....	1	1	1	1	1	1		
18	90306-KZZ-901	NUT, U, 10MM .....	6	6	6	6	6	6		
19	90438-463-000	WASHER, SPECIAL, 11X21X2.3 ..	6	6	6	6	6	6		
20	91253-033-003	OIL SEAL, 25X47X6.5 .....	2	2	2	2	2	2		
21	96140-63030-10	BEARING, RADIAL BALL, 6303U .	2	2	2	2	2	2		
22	42515-KZZ-J80	RING, RR. PULSER .....	-	1	-	-	1	1		

# F-21

# FUEL TANK(CRF250L/LA)



Ref. No.	L.O.N.	(Relative ref. Number) Description	F.R.T.
1		(14,15)	
1	310120	PUMP ASSY., FUEL .....	0.6
2	3101C7	FILTER, FUEL .....	0.7
3	310100	TANK, FUEL .....	0.5
18	617105	FUEL TANK SENDING UNIT .....	0.7

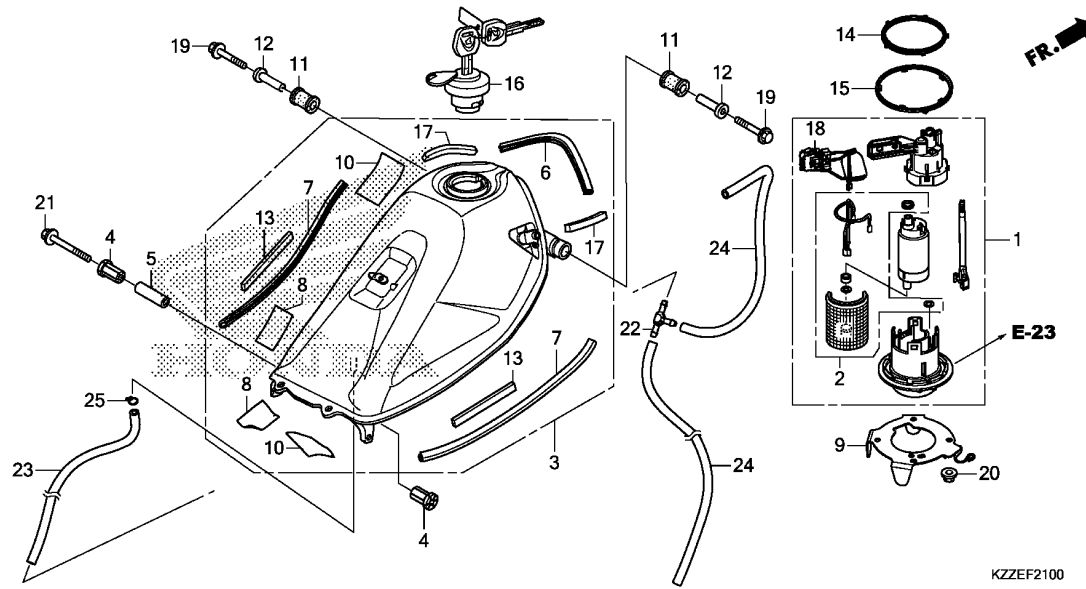
KZZEF2100

3

Ref. No.	Part No.	Description	Reqd. QTY						Serial No.	Parts catalogue code
			L	LA	CRF250		RLA	RLA		
			H	H	RL	RL	H	J		
1	16700-KZZ-D21	PUMP ASSY., FUEL .....	1	1	-	-	-	-		
2	16707-K45-N01	FILTER SET .....	1	1	-	-	-	-		
3	17500-KZZ-D20ZA	TANK ASSY., FUEL *NH105*...MAT BLACK (#15-#20)	1	1	-	-	-	-		
4	17506-KZZ-900	CUSHION, FUEL TANK PIVOT .....	2	2	-	-	-	-		
5	17507-KZZ-900	COLLAR, TANK SET .....	1	1	-	-	-	-		
6	17516-KZZ-900	TRIM A, FUEL TANK .....	1	1	-	-	-	-		
7	17517-KZZ-900	TRIM B, FUEL TANK .....	2	2	-	-	-	-		
8	17521-KY1-300	SEAL, TANK .....	2	2	-	-	-	-		
9	17527-KZZ-J00	PLATE, SETTING .....	1	1	-	-	-	-		
10	17528-KCZ-930	TAPE B, TANK GUARD .....	2	2	-	-	-	-		
11	17534-MFJ-D00	RUBBER, RR. TANK MOUNTING ... (FOR FR.)	2	2	-	-	-	-		
12	17538-KZZ-900	COLLAR .....	2	2	-	-	-	-		
13	17544-KZZ-900	RUBBER, TANK GUARD .....	2	2	-	-	-	-		
14	17572-KPN-A71	GASKET, FUEL PUMP .....	1	1	-	-	-	-		
15	17573-KPN-A71	SEAL, DUST .....	1	1	-	-	-	-		
16	17620-MEG-003	CAP COMP., FUEL FILLER (HONDA LOCK)	1	1	-	-	-	-		
17	17850-KZZ-900	CUSHION, SHROUD .....	2	2	-	-	-	-		
18	37800-KZZ-D21	FUEL UNIT .....	1	1	-	-	-	-		
19	90004-GHB-710	BOLT, FLANGE, 6X40(NSHF) .....	2	2	-	-	-	-		
20	94050-06080	NUT, FLANGE, 6MM .....	4	4	-	-	-	-		
21	96001-06065-00	BOLT, FLANGE, 6X65 .....	1	1	-	-	-	-		
22	38581-671-003	JOINT, TUBE .....	1	1	-	-	-	-		

# F-21

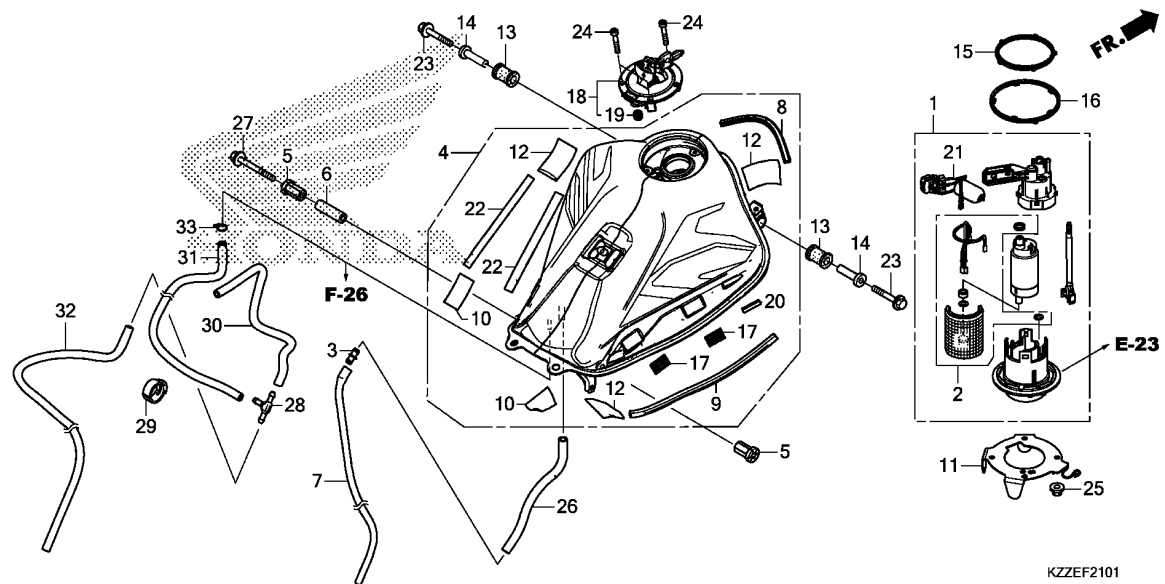
# FUEL TANK(CRF250L/LA)



Ref. No.	Part No.	Description	Reqd. QTY						Serial No.	Parts catalogue code
			L	LA	RL	RL	RLA	RLA		
			H	H	H	J	H	J		
23	95001-45300-40	TUBE, FUEL, 4.5X300 (95001-45001-60M)	1	1	-	-	-	-		
24	95001-45380-40	TUBE, FUEL, 4.5X380 (95001-45001-60M)	2	2	-	-	-	-		
25	95002-02080	CLIP, TUBE(B8) .....	1	1	-	-	-	-		

# F-21-1

# FUEL TANK(CRF250RL/RLA)



Ref. No.	L.O.N.	(Relative ref. Number) Description	F.R.T.
1		(15,16)	
	3101E6	PUMP ASSY., FUEL(A) .....	0.8
2	3101G5	FILTER, FUEL(A) .....	0.9
4	3101E2	TANK, FUEL(A) .....	0.7
18		(19)	
	3101C1	LOCKING FUEL TANK CAP .....	0.1
21	6171D8	FUEL TANK SENDING UNIT(A) .....	0.9

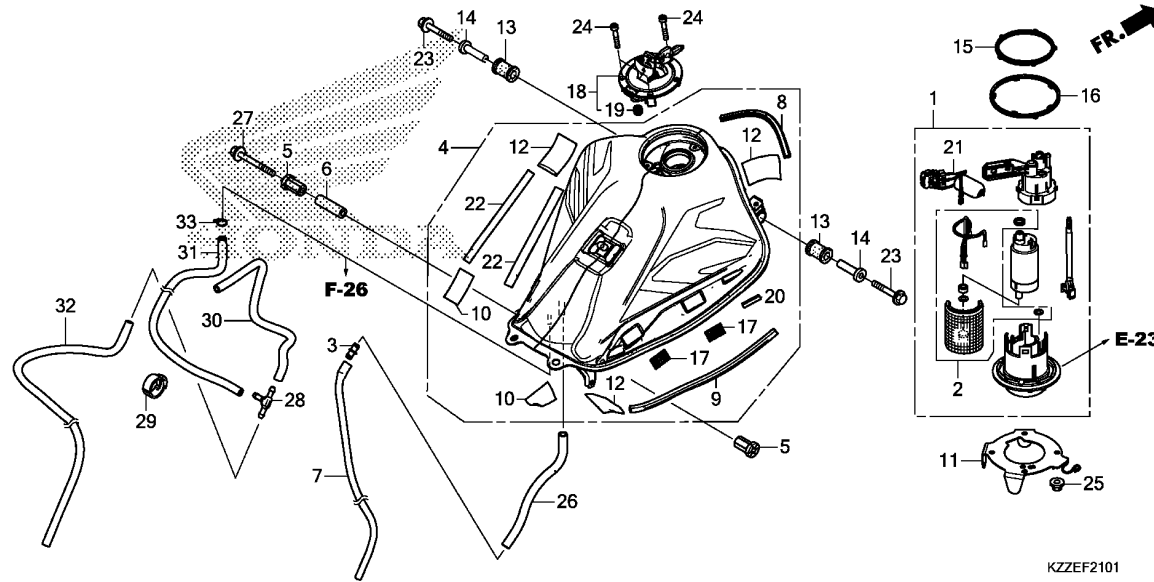
KZZEF2101

3

Ref. No.	Part No.	Description	Reqd. QTY					Serial No.	Parts catalogue code
			L	LA	CRF250 RL	RL	RLA		
			H	H	H	J	H	J	
1	16700-KZZ-J01	PUMP ASSY., FUEL .....	-	-	1	1	1	1	
2	16707-K45-N01	FILTER SET .....	-	-	1	1	1	1	
3	17359-419-670	JOINT, BREATHER TUBE .....	-	-	1	1	1	1	
4	17500-KZZ-J00ZA	TANK ASSY., FUEL(WL)							
		*TYPE1* .....	-	-	1	1	1	1	
	17500-KZZ-M20ZA	*TYPE1* .....	-	-	1	1	1	1	----- ED,KO,LA,PH,U
5	17506-KZZ-900	CUSHION, FUEL TANK PIVOT .....	-	-	2	2	2	2	
6	17507-KZZ-900	COLLAR, TANK SET .....	-	-	1	1	1	1	
7	17508-KZZ-J00	TUBE, DRAIN .....	-	-	1	1	1	1	
8	17516-KZZ-900	TRIM A, FUEL TANK .....	-	-	1	1	1	1	
9	17517-KZZ-900	TRIM B, FUEL TANK .....	-	-	2	2	2	2	
10	17521-KY1-300	SEAL, TANK .....	-	-	2	2	2	2	
11	17527-KZZ-J00	PLATE, SETTING .....	-	-	1	1	1	1	
12	17528-KCZ-930	TAPE B, TANK GUARD .....	-	-	3	3	3	3	
13	17534-MFJ-D00	RUBBER, RR. TANK MOUNTING ... (FOR FR.)	-	-	2	2	2	2	
14	17538-KZZ-900	COLLAR .....	-	-	2	2	2	2	
15	17572-KPN-A71	GASKET, FUEL PUMP .....	-	-	1	1	1	1	
16	17573-KPN-A71	SEAL, DUST .....	-	-	1	1	1	1	
17	17580-MGZ-J00	FASTENER A, DUAL LOCK(18X28)	-	-	4	4	4	4	
18	17620-KZZ-J01	CAP COMP., FUEL FILLER .....	-	-	1	1	1	1	
19	17621-MGP-D61	SEAL, BREATHER .....	-	-	1	1	1	1	
20	17850-KZZ-J00	CUSHION, SHROUD .....	-	-	2	2	2	2	
21	37800-KZZ-J01	FUEL UNIT .....	-	-	1	1	1	1	
22	83512-KZZ-J00	FILM, PROTECTOR .....	-	-	2	2	2	2	

# F-21-1

# FUEL TANK(CRF250RL/RLA)



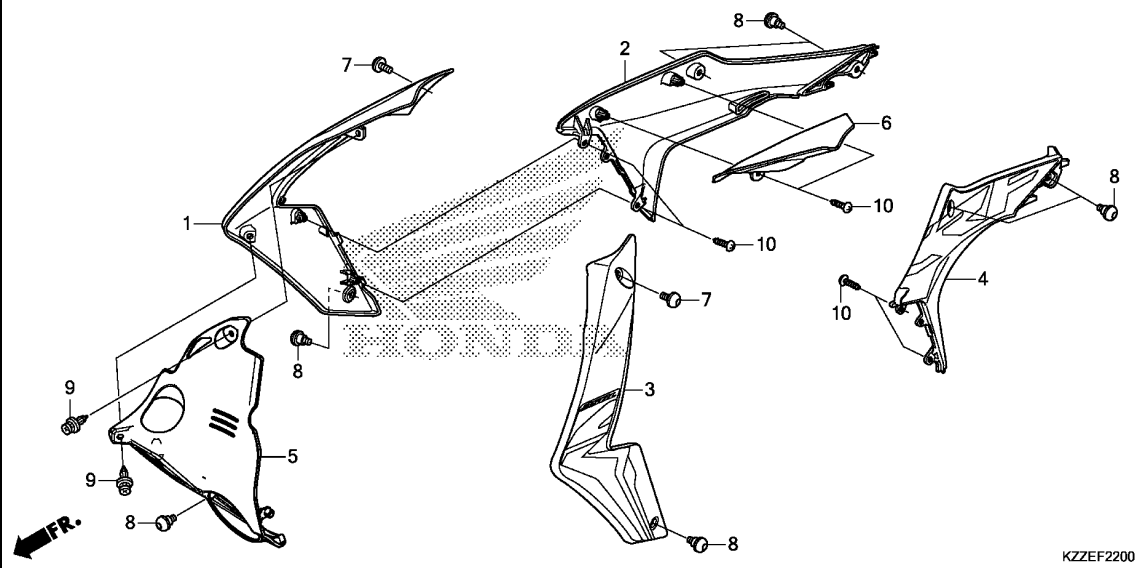
Ref. No.	Part No.	Description	Reqd. QTY						Serial No.	Parts catalogue code
			L	LA	RL	RL	RLA	RLA		
			CRF250							
			H	H	H	J	H	J		
23	90004-GHB-710	BOLT, FLANGE, 6X40(NSHF) .....	-	-	2	2	2	2		
24	90120-MJE-D00	BOLT, SOCKET, 4X25(SUS) .....	-	-	3	3	3	3		
25	94050-06080	NUT, FLANGE, 6MM .....	-	-	4	4	4	4		
26	95005-80215-20	TUBE, 8X215(95005-80001-20M)	-	-	1	1	1	1		
27	96001-06065-00	BOLT, FLANGE, 6X65 .....	-	-	1	1	1	1		
28	38581-679-003	JOINT, TUBE .....	-	-	1	1	1	1	-----ED,IN,LA,PH,U	
29	90683-KJ2-003	CLIP, WIRE HARNESS .....	-	-	1	1	1	1	-----ED,IN,LA,PH,U	
30	95001-45280-40	TUBE, FUEL, 4.5X280 (95001-45001-60M)	-	-	1	1	1	1	-----ED,IN,LA,PH,U	
31	95001-45340-40	TUBE, FUEL, 4.5X340 (95001-45001-60M)	-	-	1	1	1	1	-----ED,IN,LA,PH,U	
32	95001-45600-40	TUBE, FUEL, 4.5X600 (95001-45001-60M)	-	-	1	1	1	1	-----ED,IN,LA,PH,U	
33	95002-02080	CLIP, TUBE(B8) .....	-	-	1	1	1	1	-----ED,IN,LA,PH,U	





F-22

SHROUD(CRF250L/LA)



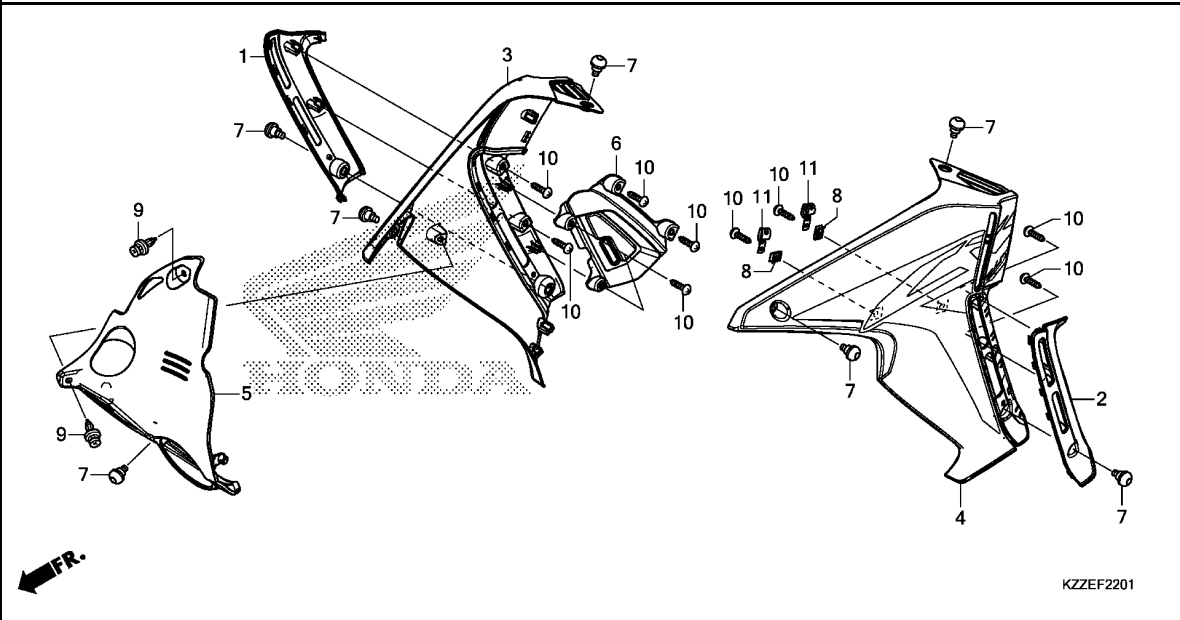
Ref. No.	L.O.N.	(Relative ref. Number) Description	F.R.T.
1	1151A0	SHROUD, RADIATOR :RIGHT	0.2
2	4111BX	SHROUD :RIGHT	0.2
3	115126	SHROUD, RADIATOR :LEFT	0.1
	1151A5	SHROUD, RADIATOR :BOTH	0.3
4	4111BW	SHROUD :LEFT	0.2
	4111BY	SHROUD :BOTH	0.3
5	1151H8	COVER, RADIATOR RESERVE TANK	0.1
6	1151P7	COVER, RADIATOR RESERVE TANK :REAR	0.2

3

Ref. No.	Part No.	Description	Reqd. QTY						Serial No.	Parts catalogue code
			L	LA	RL	RL	RLA	RLA		
			H	H	H	J	H	J		
1	19070-KZZ-D10ZA	SHROUD SET, R. FR.(WL) *TYPE1*	1	1	-	-	-	-		
2	19075-KZZ-D10ZA	SHROUD SET, R. RR.(WL) *TYPE1*	1	1	-	-	-	-		
3	19090-KZZ-D10ZA	SHROUD SET, L. FR.(WL) *TYPE1*	1	1	-	-	-	-		
4	19095-KZZ-D10ZA	SHROUD SET, L. RR.(WL) *TYPE1*	1	1	-	-	-	-		
5	19160-KZZ-J00	COVER, FR. RESERVE TANK	1	1	-	-	-	-		
6	19170-KZZ-900	COVER, RR. RESERVE TANK	1	1	-	-	-	-		
7	90132-KPP-T00	SCREW, PAN, 6X10	2	2	-	-	-	-		
8	90133-KPP-T00	SCREW, PAN, 6X14	7	7	-	-	-	-		
9	90683-MBW-003	CLIP, BODY	2	2	-	-	-	-		
10	93903-24320	SCREW, TAPPING, 4X12	6	6	-	-	-	-		

F-22-1

SHROUD(CRF250RL/RLA)

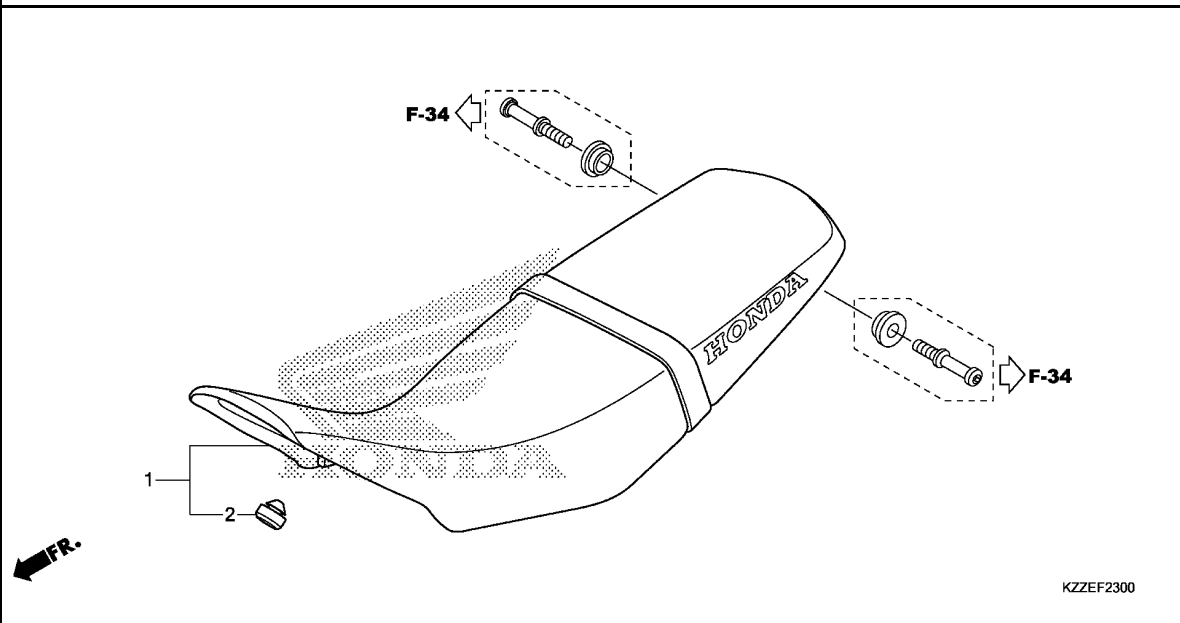


Ref. No.	L.O.N.	(Relative ref. Number) Description	F.R.T.
1	4111DH	SHROUD(A) :RIGHT .....	0.4
2	4111DG	SHROUD(A) :LEFT .....	0.3
	4111DJ	SHROUD(A) :BOTH .....	0.5
3	1151L8	SHROUD, RADIATOR(A) :RIGHT ...	0.4
4	1151L7	SHROUD, RADIATOR(A) :LEFT ....	0.3
	1151L9	SHROUD, RADIATOR(A) :BOTH ....	0.5
5	1151H8	COVER, RADIATOR RESERVE TANK ..	0.1
6	1151P8	COVER, RADIATOR RESERVE TANK (A) :REAR .....	0.3

Ref. No.	Part No.	Description	Reqd. QTY						Serial No.	Parts catalogue code
			L	LA	RL	RL	RLA	RLA		
			H	H	H	J	H	J		
1	19035-KZZ-J00ZA	SHROUD, R. RR. *NH1*.....BLACK	-	-	1	1	1	1		
2	19045-KZZ-J00ZA	SHROUD, L. RR. *NH1*.....BLACK	-	-	1	1	1	1		
3	19070-KZZ-J00ZA	SHROUD SET, R. FR.(WL) *TYPE1*.....	-	-	1	1	1	1		
	19070-KZZ-M20ZA	*TYPE1*.....	-	-	-	1	-	1	-----	ED,KO,LA,PH,U
4	19090-KZZ-J00ZA	SHROUD SET, L. FR.(WL) *TYPE1*.....	-	-	1	1	1	1		
	19090-KZZ-M20ZA	*TYPE1*.....	-	-	-	1	-	1	-----	ED,KO,LA,PH,U
5	19160-KZZ-J00	COVER, FR. RESERVE TANK .....	-	-	1	1	1	1		
6	19165-KZZ-J00	COVER, RR. RESERVE TANK .....	-	-	1	1	1	1		
7	90133-KPP-T00	SCREW, PAN, 6X14 .....	-	-	7	7	7	7		
8	90302-KWW-A00	NUT, SPRING, 4MM .....	-	-	2	2	2	2		
9	90683-MBW-003	CLIP, BODY .....	-	-	2	2	2	2		
10	93903-243G0	SCREW, TAPPING, 4X12 .....	-	-	10	10	10	10		
11	94591-47000	CLIP, 4X70 .....	-	-	2	2	2	2		

F-23

SEAT



Ref. No.	L.O.N.	(Relative ref. Number)	Description	F.R.T.
----------	--------	------------------------	-------------	--------

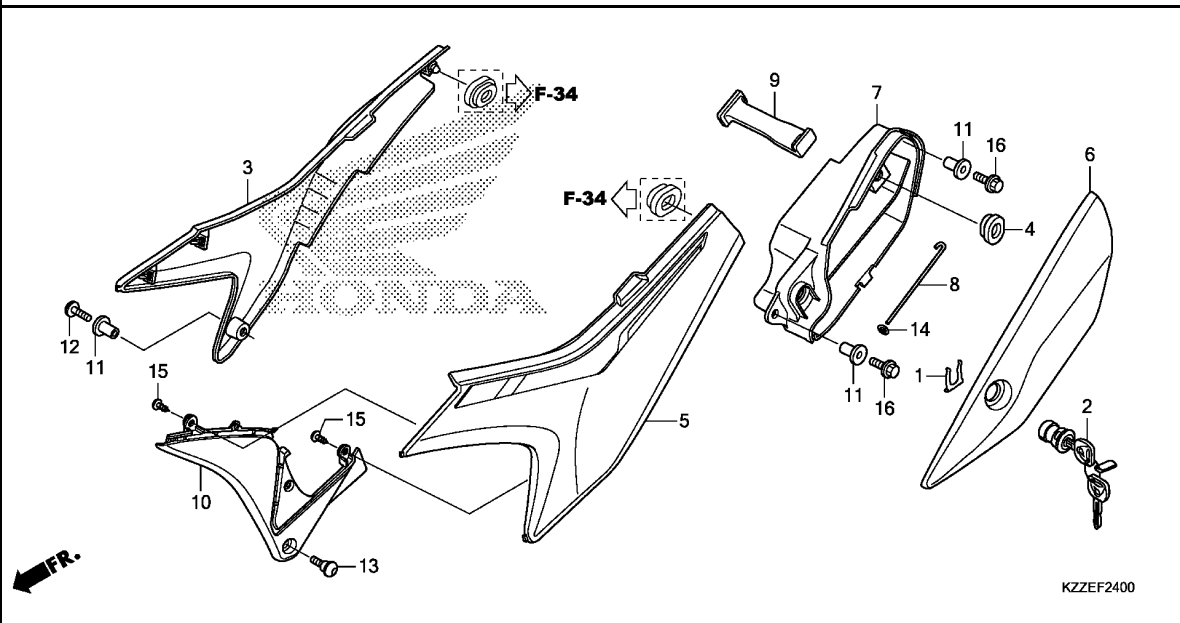
1	4131E4	SEAT :DOUBLE	.....	0.1
---	--------	--------------	-------	-----

3

Ref. No.	Part No.	Description	Reqd. QTY						Serial No.	Parts catalogue code
			L	LA	RL	RL	RLA	RLA		
			H	H	H	J	H	J		
1	77200-KZZ-900ZD	SEAT ASSY., DOUBLE	1	1	1	1	1	1		
		*TYPE1*	-	-	-	1	-	1	-----	ED,KO,LA,PH,U
2	77215-GC2-000	RUBBER B, SEAT STOPPER	1	1	1	1	1	1		

# F-24

# SIDE COVER(CRF250L/LA)



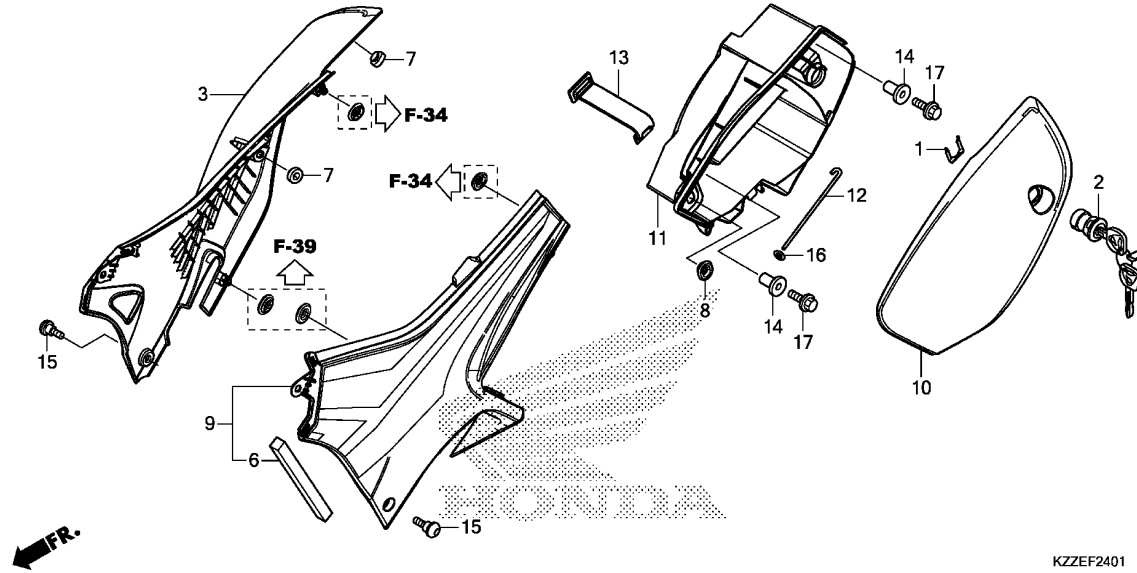
Ref. No.	L.O.N.	(Relative ref. Number) Description	F.R.T.
2	4101N3	KEY, TOOL BOX OR BAG .....	0.1
3	4111H9	COVER, SIDE :RIGHT .....	0.1
5	4111H8	COVER, SIDE :LEFT .....	0.1
	4111J0	COVER, SIDE :BOTH .....	0.1
6	4101B1	COVER, TOOL BOX .....	0.1
7	410190	BOX OR BAG, TOOL .....	0.1
10	4111CS	COVER, SIDE :LEFT LOWER .....	0.1

Ref. No.	Part No.	Description	Reqd. QTY						Serial No.	Parts catalogue code
			L	LA	RL	RL	RLA	RLA		
			CRF250							
			H	H	H	J	H	J		
1	37222-MCS-G00	SPRING, LOCK KEY SETTING .....	1	1	-	-	-	-		
2	77233-MBL-611	LOCK ASSY., POCKET LID .....	1	1	-	-	-	-		
3	83500-KZZ-D10ZA	COVER SET, R. SIDE(WL) *TYPE1*.....	1	1	-	-	-	-		
4	83551-GE2-000	GROMMET, AIR CLEANER CASE ...	1	1	-	-	-	-		
5	83600-KZZ-D10ZA	COVER SET, L. SIDE(WL) *TYPE1*.....	1	1	-	-	-	-		
6	83602-KZZ-900ZB	COVER, TOOL BOX *NH196*.....ROSS WHITE	1	1	-	-	-	-		
7	83603-KZZ-900	BOX, TOOL .....	1	1	-	-	-	-		
8	83604-KZZ-900	HINGE, TOOL BOX .....	1	1	-	-	-	-		
9	83607-KZZ-900	BAND, TOOL .....	1	1	-	-	-	-		
10	83701-KZZ-900	COVER, L. SIDE LOWER .....	1	1	-	-	-	-		
11	83905-KZZ-900	COLLAR, SIDE COVER .....	3	3	-	-	-	-		
12	90132-KZZ-900	SCREW, PAN, 6X18 .....	1	1	-	-	-	-		
13	90133-KPP-T00	SCREW, PAN, 6X14 .....	1	1	-	-	-	-		
14	90310-ZB7-701	NUT, PUSH, 2.6 .....	1	1	-	-	-	-		
15	93903-24280	SCREW, TAPPING, 4X10 .....	2	2	-	-	-	-		
16	96001-06018-00	BOLT, FLANGE, 6X18 .....	2	2	-	-	-	-		



# F-24-1

# SIDE COVER(CRF250RL/RLA)



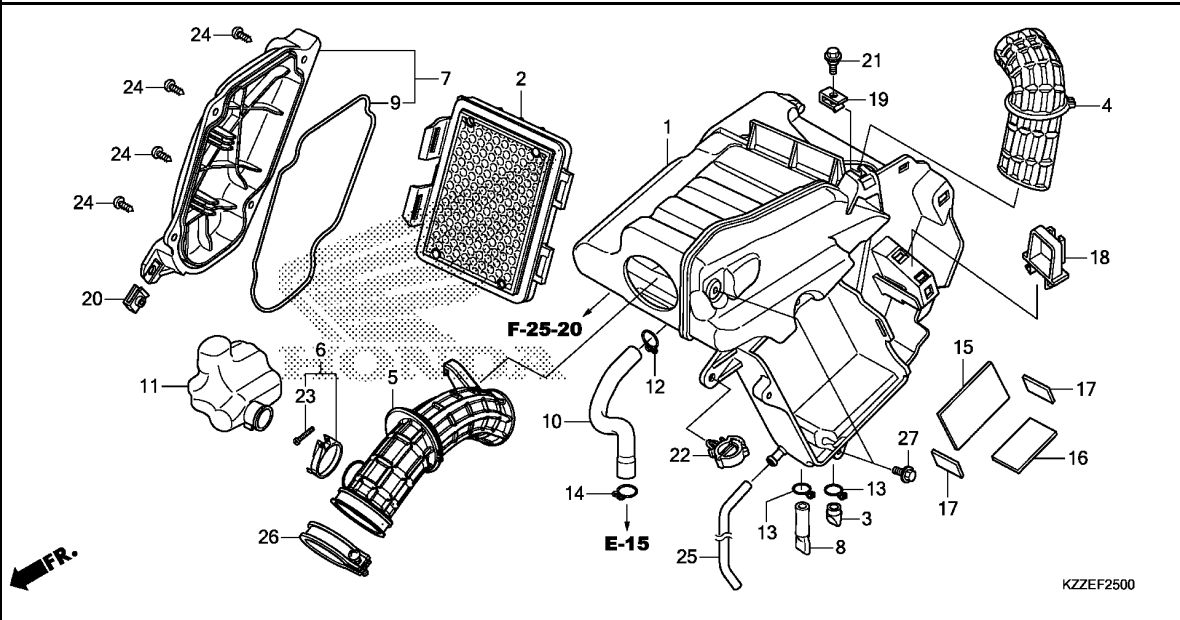
Ref. No.	L.O.N.	(Relative ref. Number) Description	F.R.T.
2	4101N3	KEY, TOOL BOX OR BAG .....	0.1
3	4111H9	COVER, SIDE :RIGHT .....	0.1
9	4111H8	COVER, SIDE :LEFT .....	0.1
	4111J0	COVER, SIDE :BOTH .....	0.1
10	4101B1	COVER, TOOL BOX .....	0.1
11	410190	BOX OR BAG, TOOL .....	0.1

3

Ref. No.	Part No.	Description	Reqd. QTY						Serial No.	Parts catalogue code
			L	LA	RL	RL	RLA	RLA		
			CRF250							
			H	H	H	J	H	J		
1	37222-MCS-600	SPRING, LOCK KEY SETTING .....	-	-	1	1	1	1		
2	77233-MBL-611	LOCK ASSY., POCKET LID .....	-	-	1	1	1	1		
3	83500-KZZ-J00ZA	COVER SET, R. SIDE(WL)	-	-	-	-	-	-		
		*TYPE1*.....	-	-	1	1	1	1		
	83500-KZZ-M20ZA	*TYPE1*.....	-	-	-	-	-	-	----- ED,KO,LA,PH,U	
6	83511-KZZ-J00	RUBBER, SIDE COVER .....	-	-	1	1	1	1		
7	83512-KZZ-900	RUBBER, MUFFLER PROTECTOR ...	-	-	2	2	2	2		
8	83551-GE2-000	GROMMET, AIR CLEANER CASE ...	-	-	1	1	1	1		
9	83600-KZZ-J00ZA	COVER SET, L. SIDE(WL)	-	-	-	-	-	-		
		*TYPE1*.....	-	-	1	-	1	-		
	83600-KZZ-J00ZC	*TYPE1 1*.....	-	-	-	-	-	-		
	83600-KZZ-M20ZA	*TYPE1*.....	-	-	-	-	-	-	----- ED,KO,LA,PH,U	
10	83602-KZZ-J00ZA	COVER, TOOL BOX	-	-	-	-	-	-		
		*NH1*.....BLACK	-	-	1	1	1	1		
	83602-KZZ-J00ZB	*NHA95M*SWORD SILVER METALLIC	-	-	-	-	-	-	----- ED,KO,LA,PH,U	
11	83603-KZZ-J00	BOX, TOOL .....	-	-	1	1	1	1		
12	83604-KZZ-900	HINGE, TOOL BOX .....	-	-	1	1	1	1		
13	83607-KZZ-900	BAND, TOOL .....	-	-	1	1	1	1		
14	83905-KZZ-900	COLLAR, SIDE COVER .....	-	-	2	2	2	2		
15	90133-KPP-T00	SCREW, PAN, 6X14 .....	-	-	2	2	2	2		
16	90310-ZB7-701	NUT, PUSH, 2.6 .....	-	-	1	1	1	1		
17	96001-06018-00	BOLT, FLANGE, 6X18 .....	-	-	2	2	2	2		

# F-25

# AIR CLEANER



Ref. No.	L.O.N.	(Relative ref. Number) Description	F.R.T.
1	3121A5	CASE, AIR CLEANER .....	1.2
	3121H2	CASE, AIR CLEANER(A) .....	1.4
		.NOTE: With middle cowling	
2	312105	ELEMENT, AIR CLEANER .....	0.1
4	3121D3	DUCT, AIR INTAKE .....	1.1
	3121M0	DUCT, AIR INTAKE(A) .....	1.3
		.NOTE: With middle cowling	
5	3121B6	TUBE, AIR CLEANER CONNECTING .....	1.1
	3121H6	TUBE, AIR CLEANER CONNECTING (A) .....	1.3
		.NOTE: With middle cowling (9)	
7	312102	COVER, AIR CLEANER CASE .....	0.1
11	3121C1	RESONATOR .....	0.6
	3121L9	RESONATOR(A) .....	0.8
		.NOTE: With middle cowling	

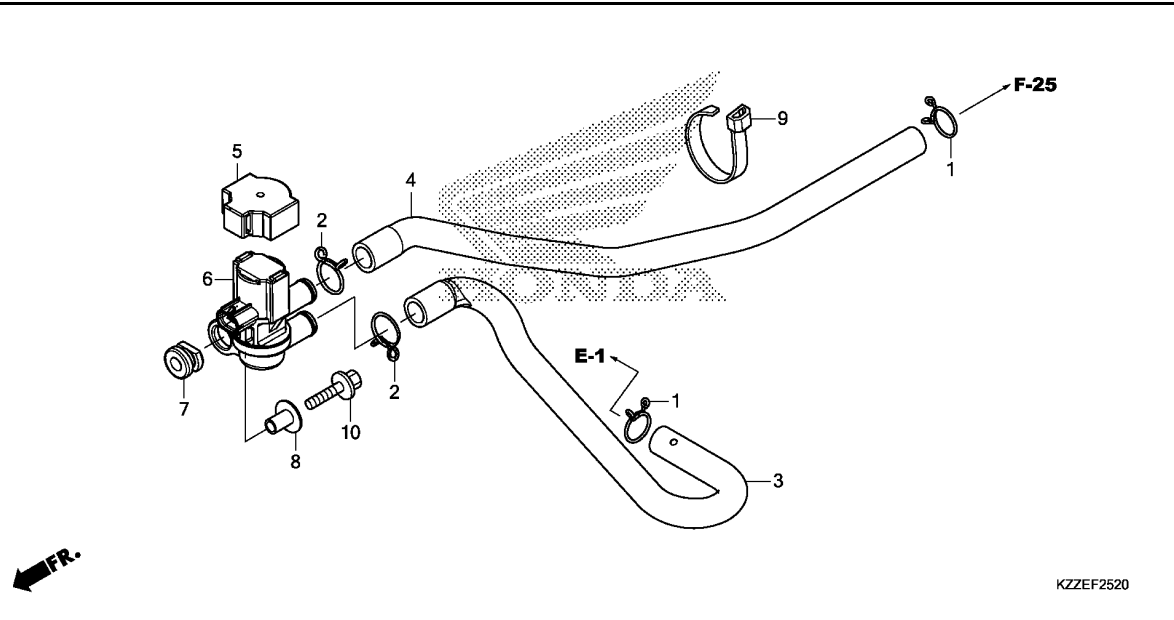
Ref. No.	Part No.	Description	Reqd. QTY						Serial No.	Parts catalogue code
			L	LA	RL	RL	RLA	RLA		
			H	H	H	J	H	J		
1	17210-KZZ-900	CASE COMP., AIR CLEANER .....	1	1	1	1	1	1		
2	17220-KZZ-J00	ELEMENT COMP., AIR CLEANER ..	1	1	1	1	1	1		
3	17234-KCW-871	TUBE, AIR CLEANER DRAIN .....	1	1	1	1	1	1		
4	17241-KZZ-900	DUCT, AIR CLEANER .....	1	1	1	1	1	1		
5	17251-KZZ-J00	TUBE, AIR CLEANER CONNECTING ..	1	1	1	1	1	1		
6	17255-MCG-000	BAND, RESONATOR(28) .....	1	1	1	1	1	1		
7	17260-KZZ-900	LID COMP., AIR CLEANER .....	1	1	1	1	1	1		
8	17261-KVB-T00	TUBE, DRAIN .....	1	1	1	1	1	1		
9	17262-KZZ-900	SEAL, AIR CLEANER .....	1	1	1	1	1	1		
10	17265-KZZ-900	TUBE, BREATHER .....	1	1	1	1	1	1		
11	17311-KZZ-900	RESONATOR .....	1	1	1	1	1	1		
12	17316-611-000	CLIP, BREATHER TUBE .....	1	1	1	1	1	1		
13	17371-174-670	CLIP, BREATHER TUBE .....	2	2	2	2	2	2		
14	17724-102-700	CLIP, SUB TANK HOSE .....	1	1	1	1	1	1		
15	31511-KCZ-J60	RUBBER, BATTERY CUSHION .....	1	1	1	1	1	1		
16	31511-KE2-850	RUBBER, BATTERY CUSHION .....	1	1	1	1	1	1		
17	31511-KZZ-900	RUBBER, BATTERY CUSHION .....	2	2	2	2	2	2		
18	80105-KZZ-900	STAY, FUSE BOX .....	1	1	1	1	1	1		
19	84601-HC4-000	NUT, FENDER SETTING(6MM) .....	1	1	1	1	1	1		
20	84601-HC4-000	NUT, FENDER SETTING(6MM) .....	1	1	-	-	-	-		
21	90109-KZZ-900	BOLT, FLANGE, 6MM .....	1	1	1	1	1	1		
22	90652-KZZ-901	CLIP .....	1	1	1	1	1	1		
23	93500-05025-06	SCREW, PAN, 5X25 .....	1	1	1	1	1	1		
24	93903-25480	SCREW, TAPPING, 5X20 .....	4	4	4	4	4	4		
25	95003-19042-20	TUBE, VINYL, 7X11X420 .....	1	1	1	1	1	1		





# F-25-20

# AIR INJECTION SOLENOID VALVE



Ref. No.	L.O.N.	(Relative ref. Number) Description	F.R.T.
6	314130	VALVE, SECONDARY AIR CONTROL	0.3
	3141C7	VALVE, SECONDARY AIR CONTROL (A) .....	0.5
.NOTE: With middle cowling			

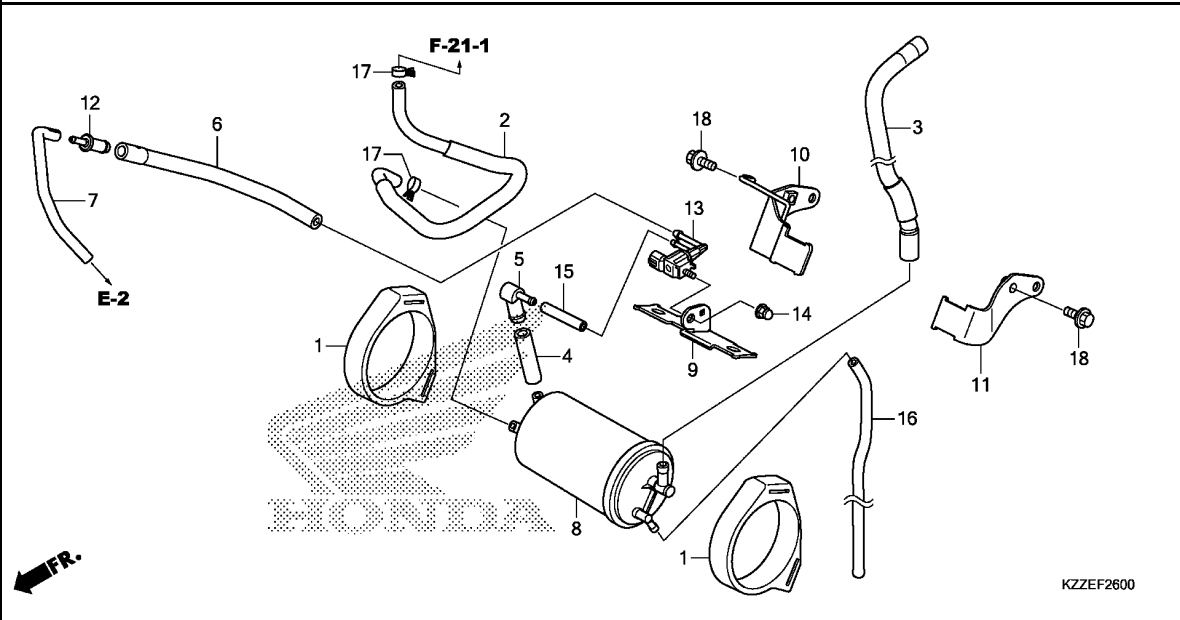
Ref. No.	Part No.	Description	Reqd. QTY						Serial No.	Parts catalogue code
			L	LA	RL	RL	RLA	RLA		
			H	H	H	J	H	J		
1	17316-611-000	CLIP, BREATHER TUBE .....	2	2	2	2	2	2		
2	17724-102-700	CLIP, SUB TANK HOSE .....	2	2	2	2	2	2		
3	18651-KZZ-J00	TUBE, AIR INJECTION(AISV-ENG) .....	1	1	1	1	1	1		
4	18653-KZZ-J00	TUBE(AISV-AIR CLEANER) .....	1	1	1	1	1	1		
5	35451-KVZ-630	CAP, AIR INJECTION SOLENOID VALVE	1	1	1	1	1	1		
6	36450-KVZ-631	VALVE ASSY., AIR INJECTION SOLENOID	1	1	1	1	1	1		
7	43516-MR5-000	RUBBER, MOUNTING .....	1	1	1	1	1	1		
8	77302-473-000	COLLAR, PILLION SEAT .....	1	1	1	1	1	1		
9	90652-KT1-771	BAND, WIRE(BLACK) .....	1	1	1	1	1	1		
10	96001-06022-00	BOLT, FLANGE, 6X22 .....	1	1	1	1	1	1		





# F-26

# CANISTER



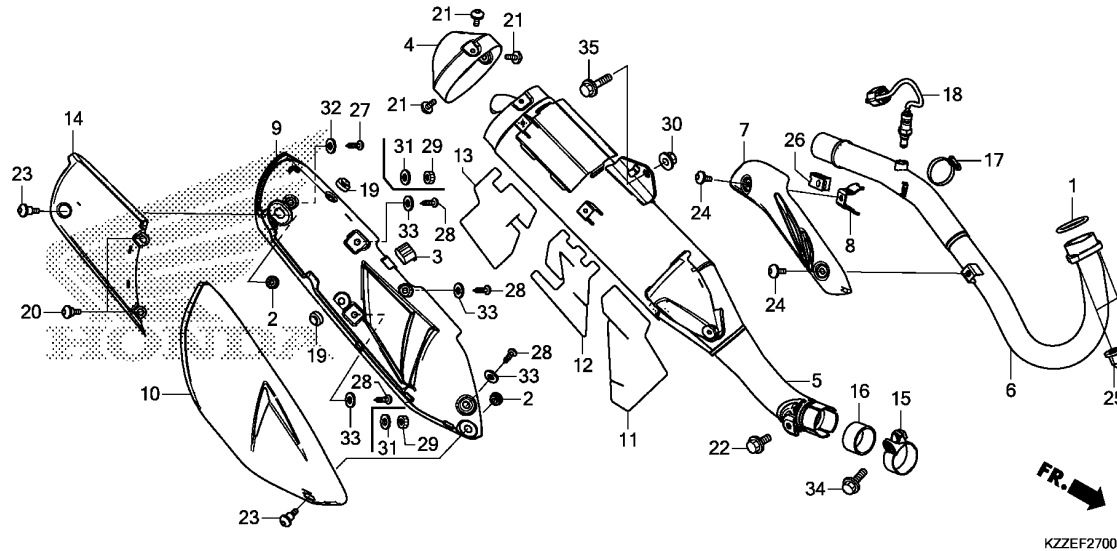
Ref. No.	L.O.N.	(Relative ref. Number) Description	F.R.T.
8	3141A4	CANISTER .....	0.6
13	3141A9	VALVE, PURGE CONTROL .....	0.7

**3**

Ref. No.	Part No.	Description	Reqd. QTY						Serial No.	Parts catalogue code
			L	LA	RL	RL	RLA	RLA		
			H	H	H	J	H	J		
1	17411-KZZ-900	RUBBER, CANISTER MOUNT .....	-	-	-	-	2	2	-----	KO
2	17412-KZZ-900	TUBE, CHARGE .....	-	-	-	-	1	1	-----	KO
3	17413-KZZ-J00	TUBE, AIR .....	-	-	-	-	1	1	-----	KO
4	17414-KZZ-900	TUBE, FUEL, 9X45 .....	-	-	-	-	1	1	-----	KO
5	17415-KZZ-900	JOINT, TUBE .....	-	-	-	-	1	1	-----	KO
6	17416-KZZ-J00	TUBE A(PCV-ENGINE) .....	-	-	-	-	1	1	-----	KO
7	17417-KZZ-J00	TUBE B(PCV-ENGINE) .....	-	-	-	-	1	1	-----	KO
8	17421-KYJ-902	CANISTER COMP. ....	-	-	-	-	1	1	-----	KO
9	17430-KZZ-900	STAY COMP., PURGE CONTROL SOLENOID	-	-	-	-	1	1	-----	KO
10	17450-KZZ-J00	STAY COMP., R. CANISTER .....	-	-	-	-	1	1	-----	KO
11	17460-KZZ-J00	STAY COMP., L. CANISTER .....	-	-	-	-	1	1	-----	KO
12	19126-KM1-010	JOINT, TUBE .....	-	-	-	-	1	1	-----	KO
13	36162-HW5-901	VALVE, P2 CONTROL SOLENOID ..	-	-	-	-	1	1	-----	KO
14	90304-KZZ-900	NUT, HEX. CAP, 6MM .....	-	-	-	-	1	1	-----	KO
15	95001-35035-40	TUBE, FUEL, 3.5X35 (95001-35001-60M)	-	-	-	-	1	1	-----	KO
16	95001-45490-40	TUBE, FUEL, 4.5X490 (95001-45001-60M)	-	-	-	-	1	1	-----	KO
17	95002-40800-08	CLAMP, TUBE(D8) .....	-	-	-	-	2	2	-----	KO
18	96300-06014-00	BOLT, FLANGE, 6X14 .....	-	-	-	-	2	2	-----	KO

# F-27

# EXHAUST MUFFLER



KZZEF2700

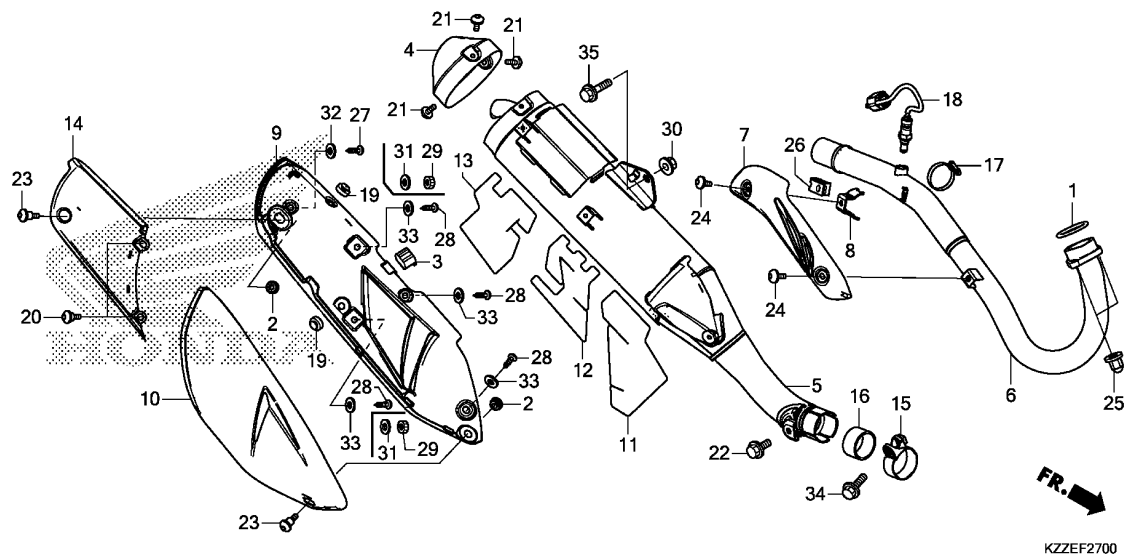
Ref. No.	L.O.N.	(Relative ref. Number) Description	F.R.T.
1	3131B4	GASKET, EXHAUST PIPE .....	0.3
	3131L2	GASKET, EXHAUST PIPE(A) .....	0.5
		.NOTE: With middle cowling	
4	3131F2	CAP, MUFFLER END .....	0.1
5	313120	MUFFLER .....	0.2
6	313110	PIPE, EXHAUST .....	0.4
	3131H9	PIPE, EXHAUST (A) .....	0.6
		.NOTE: With middle cowling	
7	3131A6	PROTECTOR, EXHAUST PIPE .....	0.1
9	313121	PROTECTOR, MUFFLER .....	0.3
10	3131B3	COVER, MUFFLER :FRONT .....	0.3
14	3131D3	COVER, MUFFLER :REAR .....	0.3
	3131K5	COVER, MUFFLER :BOTH .....	0.3
16	3131C4	GASKET, MUFFLER .....	0.2
18	617121	SENSOR, OXYGEN .....	0.5
	6171E1	SENSOR, OXYGEN(A) .....	0.7
		.NOTE: With middle cowling	

Ref. No.	Part No.	Description	Reqd. QTY						Serial No.	Parts catalogue code
			L	LA	RL	RL	RLA	RLA		
			H	H	H	J	H	J		
1	18291-MEB-670	GASKET, EX. PIPE .....	1	1	1	1	1	1		
2	18293-KZZ-900	RUBBER, PROTECTOR PACKING ...	2	2	2	2	2	2		
3	18293-MN0-000	RUBBER, PROTECTOR .....	1	1	1	1	1	1		
4	18306-KZZ-900	CAP, TAIL .....	1	1	1	1	1	1		
5	18310-KZZ-J00	MUFFLER COMP. ....	1	1	1	1	1	1		
6	18320-KZZ-J00	PIPE COMP., EX. ....	1	1	1	1	1	1		
7	18325-KZZ-900	PROTECTOR, EX. PIPE .....	1	1	-	-	-	-		
8	18327-KZZ-J00	STAY, EX. PIPE PROTECTOR ...	1	1	-	-	-	-		
9	18355-KZZ-J00	PROTECTOR, MUFFLER .....	1	1	1	1	1	1		
10	18360-KZZ-D20ZA	COVER, FR. MUFFLER								
	*NH196*	.....ROSS WHITE	1	1	-	-	-	-		
11	18361-KZZ-J00	GUARD, HEAT(A) .....	1	1	1	1	1	1		
12	18362-KZZ-J00	GUARD, HEAT(B) .....	1	1	1	1	1	1		
13	18363-KZZ-J00	GUARD, HEAT(C) .....	1	1	1	1	1	1		
14	18365-KZZ-900	COVER, RR. MUFFLER .....	1	1	1	1	1	1		
15	18373-KYJ-900	BAND, MUFFLER .....	1	1	1	1	1	1		
16	18392-KYJ-901	PACKING, MUFFLER .....	1	1	1	1	1	1		
17	19509-MM5-003	CLAMPER, RADIATOR HOSE .....	1	1	-	-	-	-		
18	36531-KZZ-J01	SENSOR, OXYGEN(NGK) .....	1	1	1	1	1	1		
19	83512-KZZ-900	RUBBER, MUFFLER PROTECTOR ...	2	2	2	2	2	2		
20	90114-KPB-750	SCREW, SPECIAL, 5X14 .....	-	-	2	2	2	2		
21	90114-KZZ-900	SCREW, SPECIAL, 5X10 .....	3	3	3	3	3	3		
22	90118-KZZ-900	BOLT, FLANGE, 8X16 .....	1	1	1	1	1	1		
23	90160-KZZ-900	BOLT, MUFFLER PROTECTOR(5MM)	2	2	2	2	2	2		
24	90170-KZZ-900	SCREW, PAN, 6X10 .....	2	2	-	-	-	-		



# F-27

# EXHAUST MUFFLER

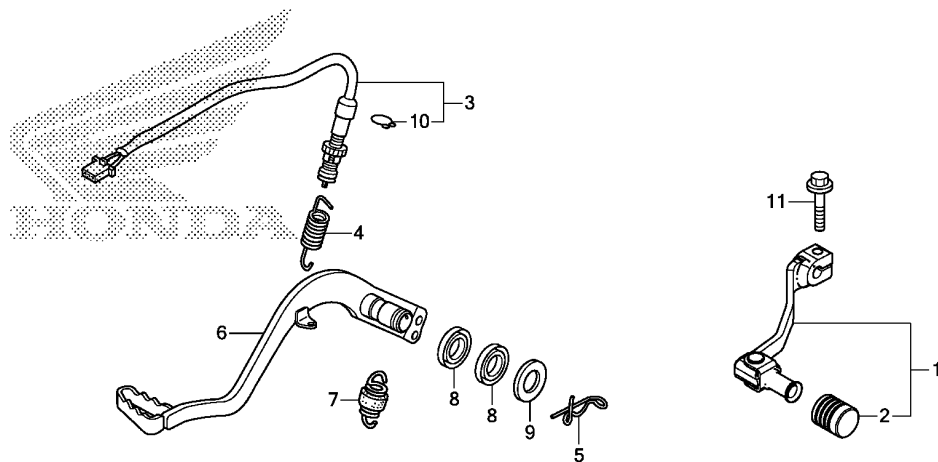


3

Ref. No.	Part No.	Description	Reqd. QTY						Serial No.	Parts catalogue code
			L	LA	CRF250		RLA	RLA		
			H	H	H	J	H	J		
25	90304-KPH-700	NUT, HEX. CAP, 8MM	2	2	2	2	2	2		
26	90344-964-003	NUT, CLIP, 6MM	1	1	-	-	-	-		
27	93913-142J0	SCREW, TAPPING, 4X12	1	1	1	1	1	1		
28	93913-142J0	SCREW, TAPPING, 4X12	4	4	-	-	-	-		
29	94001-05000-0S	NUT, HEX., 5MM	-	-	2	2	2	2		
30	94050-08000	NUT, FLANGE, 8MM	1	1	1	1	1	1		
31	94101-05000	WASHER, PLAIN, 5MM	-	-	2	2	2	2		
32	94103-04000	WASHER, PLAIN, 4MM	1	1	1	1	1	1		
33	94103-04000	WASHER, PLAIN, 4MM	4	4	-	-	-	-		
34	95701-08038-02	BOLT, FLANGE, 8X38	1	1	1	1	1	1		
35	96300-08040-00	BOLT, FLANGE, 8X40	1	1	1	1	1	1		

# F-29

# PEDAL



FR.

KZZEF2900

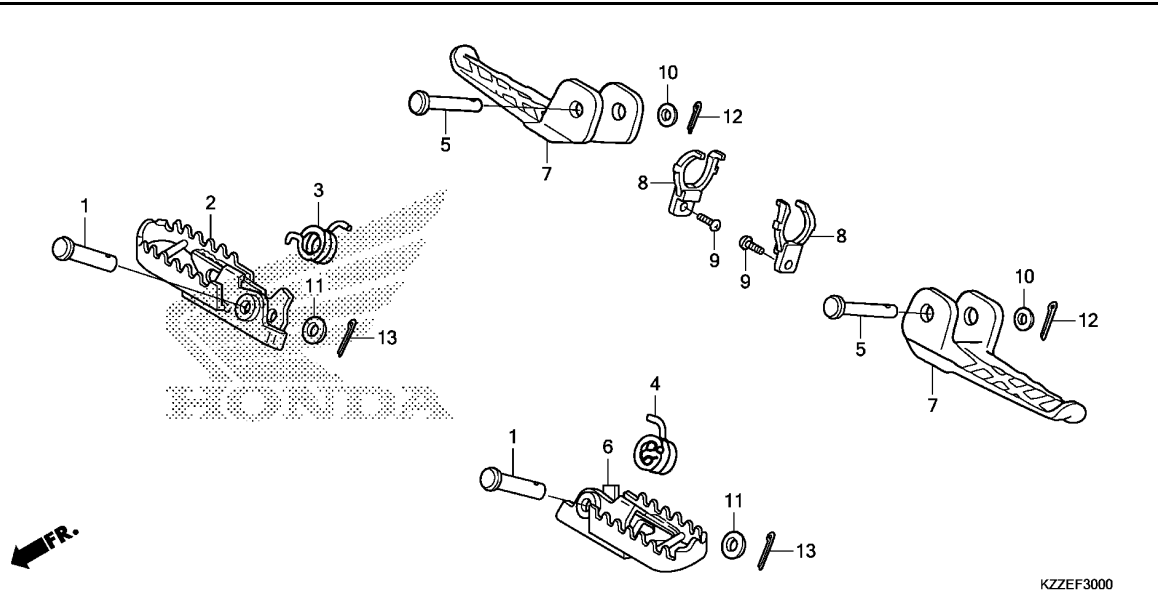
Ref. No.	L.O.N.	(Relative ref. Number) Description	F.R.T.
1	4101A1	PEDAL, GEAR CHANGE .....	0.1
3	6151B5	SWITCH, REAR STOP :PEDAL SIDE	0.3
	6151H1	SWITCH, REAR STOP(A) :PEDAL SIDE .....	0.7
	6151H1A	.NOTE: With middle cowling .With canister add .....	0.2
6	810160	PEDAL, REAR BRAKE .....	0.1

Ref. No.	Part No.	Description	Reqd. QTY						Serial No.	Parts catalogue code
			L	LA	RL	RL	RLA	RLA		
			CRF250							
			H	H	H	J	H	J		
1	24700-KZZ-J00	PEDAL ASSY., CHANGE .....	1	1	1	1	1	1		
2	24781-KZZ-J00	RUBBER, CHANGE PEDAL .....	1	1	1	1	1	1		
3	35350-KZZ-J01	SWITCH ASSY., RR. STOP .....	1	1	1	1	1	1		
4	35357-KZZ-900	SPRING, STOP SWITCH .....	1	1	1	1	1	1		
5	43950-KZZ-900	PIN, SNAP .....	1	1	1	1	1	1		
6	46500-KZZ-900	PEDAL COMP., RR. BRAKE .....	1	1	1	1	1	1		
7	46511-KZ4-J00	SPRING ASSY., RR. BRAKE RETURN	1	1	1	1	1	1		
8	46525-KK0-003	DUST SEAL, 17X20X2.5 .....	2	2	2	2	2	2		
9	90439-463-000	WASHER, PLAIN, 16MM .....	1	1	1	1	1	1		
10	90601-KAF-003	CLIP, SWITCH COVER .....	1	1	1	1	1	1		
11	95701-06020-00	BOLT, FLANGE, 6X20 .....	1	1	1	1	1	1		

3

# F-30

# STEP



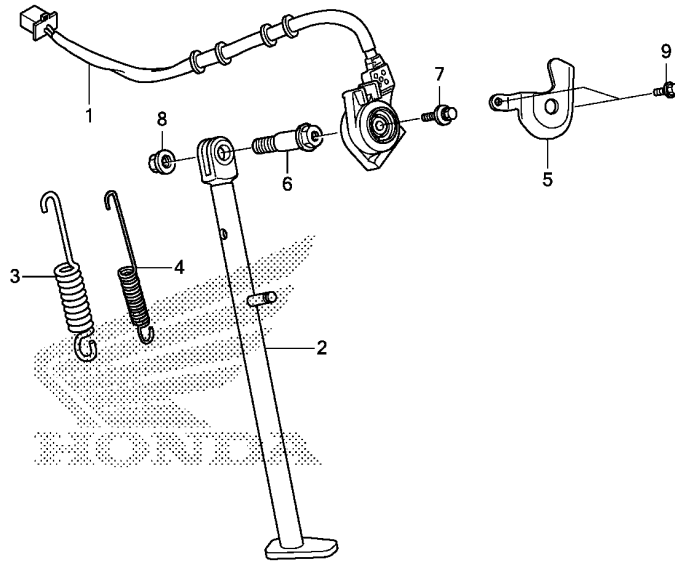
Ref. No.	L.O.N.	(Relative ref. Number) Description	F.R.T.
2	4101C6	BAR, MAIN STEP :RIGHT .....	0.1
6	4101C5	BAR, MAIN STEP :LEFT .....	0.1
	4101J1	BAR, MAIN STEP :BOTH .....	0.2
7	4101C7	BAR, PILLION STEP :LEFT .....	0.1
	4101R8	BAR, PILLION STEP(A) :LEFT ...	0.2
		.NOTE: With middle cowling	
	4101C8	BAR, PILLION STEP :RIGHT .....	0.1
	4101EY	BAR, PILLION STEP(A) :RIGHT ..	0.2
		.NOTE: With middle cowling	
	4101P4	BAR, PILLION STEP :BOTH .....	0.2
	4101EZ	BAR, PILLION STEP(A) :BOTH ...	0.3
		.NOTE: With middle cowling	

**3**

Ref. No.	Part No.	Description	Reqd. QTY						Serial No.	Parts catalogue code
			L	LA	RL	RL	RLA	RLA		
			CRF250							
			H	H	H	J	H	J		
1	50603-KZZ-900	PIN, STEP JOINT .....	2	2	2	2	2	2		
2	50616-KZZ-900	STEP COMP., R. ....	1	1	1	1	1	1		
3	50617-KZZ-900	SPRING, R. STEP RETURN .....	1	1	1	1	1	1		
4	50618-KZZ-900	SPRING, L. STEP RETURN .....	1	1	1	1	1	1		
5	50639-KZZ-900	PIN, STEP BAR .....	2	2	2	2	2	2		
6	50642-KZZ-900	STEP COMP., L. ....	1	1	1	1	1	1		
7	50711-KZZ-900	STEP, PILLION .....	2	2	2	2	2	2		
8	50713-KZZ-900	GUIDE, PILLION STEP .....	2	2	2	2	2	2		
9	90020-KZZ-900	SCREW, PAN, 4X10 .....	2	2	2	2	2	2		
10	94101-08000	WASHER, PLAIN, 8MM .....	2	2	2	2	2	2		
11	94102-10000	WASHER, PLAIN, 10MM .....	2	2	2	2	2	2		
12	94201-20150	PIN, SPLIT, 2.0X15 .....	2	2	2	2	2	2		
13	94201-20180	PIN, SPLIT, 2.0X18 .....	2	2	2	2	2	2		

# F-31

# STAND



FR.

KZZEF3100

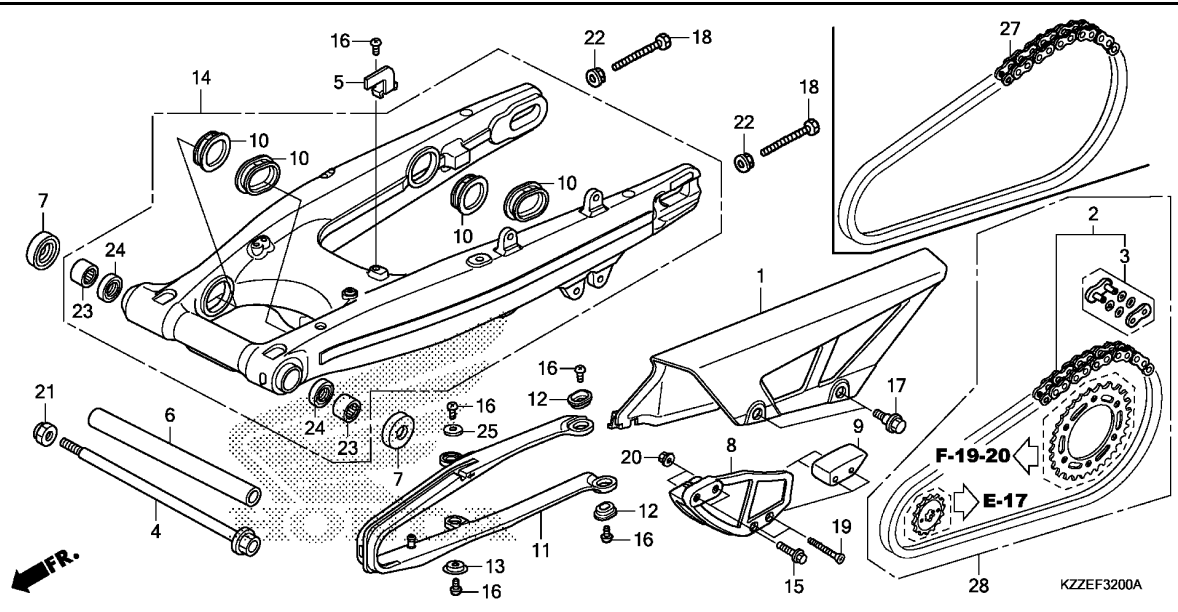
Ref. No.	L.O.N.	(Relative ref. Number) Description	F.R.T.
1	615195	SWITCH, SIDE STAND .....	1.1
	6151H9	SWITCH, SIDE STAND(A) .....	1.3
.NOTE: With middle cowling			
2	410180	BAR, SIDE STAND .....	0.2
3	410182	SPRING, SIDE STAND .....	0.1
.NOTE: Same time for two units			

Ref. No.	Part No.	Description	Reqd. QTY						Serial No.	Parts catalogue code
			L	LA	RL	RL	RLA	RLA		
			H	H	H	J	H	J		
1	35700-KZZ-901	SWITCH ASSY., SIDE STAND ....	1	1	1	1	1	1		
2	50530-KZZ-D20	BAR COMP., SIDE STAND .....	1	1	-	-	-	-		
	50530-KZZ-J00	.....	-	-	1	1	1	1		
3	50541-MY5-860	SPRING, SIDE STAND .....	1	1	-	-	-	-		
	50541-KZZ-J00	.....	-	-	1	1	1	1		
4	50545-MY5-860	SUB SPRING, SIDE STAND .....	1	1	-	-	-	-		
	50545-KZZ-J00	.....	-	-	1	1	1	1		
5	50547-KZZ-900	GUARD, SIDE STAND SWITCH ....	1	1	1	1	1	1		
6	90108-KPP-860	BOLT, SIDE STAND PIVOT .....	1	1	1	1	1	1		
7	90147-KVY-900	BOLT, SWITCH SETTING .....	1	1	1	1	1	1		
8	90304-KGH-901	NUT, U, 10MM .....	1	1	1	1	1	1		
9	96001-06010-07	BOLT, FLANGE, 6X10 .....	2	2	2	2	2	2		

3

# F-32

# SWINGARM



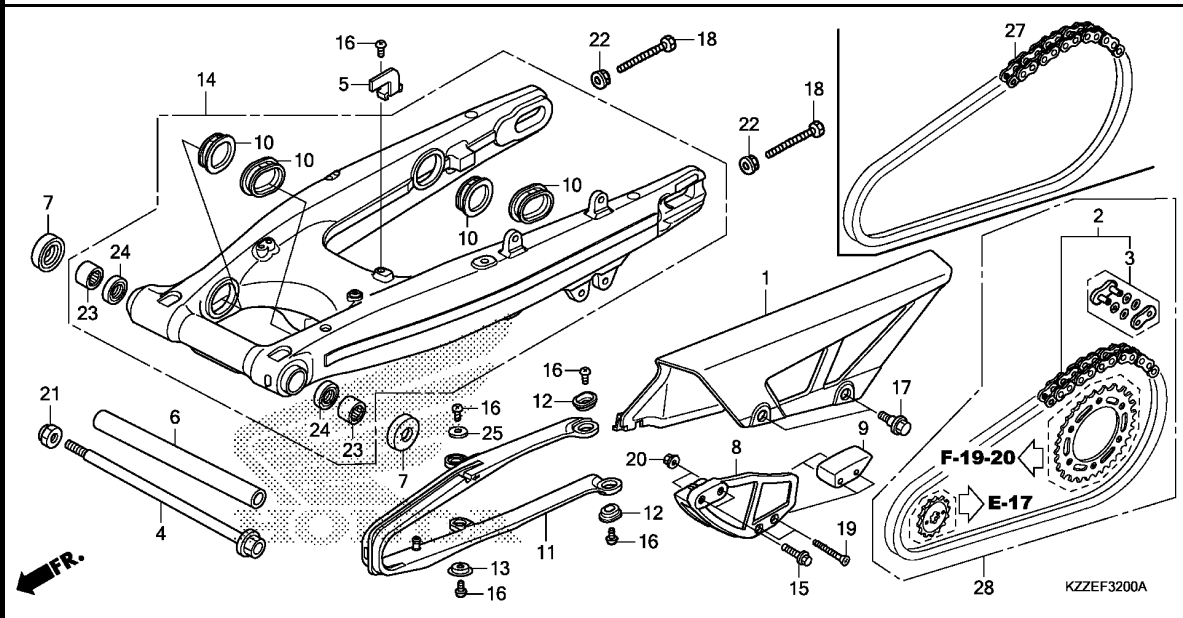
Ref. No.	L.O.N.	(Relative ref. Number) Description	F.R.T.
1	410195	CASE, DRIVE CHAIN .....	0.1
2	213165	CHAIN, DRIVE .....	0.5
8	4101E2	GUIDE, DRIVE CHAIN .....	0.1
9	4101J2	SLIDER, CHAIN GUIDE .....	0.1
11	4101E5	SLIDER, CHAIN .....	0.3
14	5121B0	SWINGARM ASSEMBLY .....	0.9
23		(24)	
	5121C8	BEARING, SWINGARM PIVOT :LEFT	1.0
	5121C9	BEARING, SWINGARM PIVOT :RIGHT	1.0
	5121D0	BEARING, SWINGARM PIVOT :BOTH	1.2
27	2131M1	CHAIN, DRIVE(ENDLESS) .....	0.7
28	2131G4	CHAIN KIT, DRIVE .....	0.9

**3**

Ref. No.	Part No.	Description	Reqd. QTY						Serial No.	Parts catalogue code
			L	LA	CRF250	RLA	RLA			
			H	H	H	J	H	J		
1	40510-KZZ-900	CASE, DRIVE CHAIN .....	1	1	1	1	1	1		
2	40540-KYJ-902	CHAIN, DRIVE(DAIDO) (DID520VF-120ZB) (STANDARD LINK 106L)	1	1	1	1	1	1	----- ED,IN,KO,U	
3	40545-KYJ-902	JOINT, DRIVE CHAIN(DAIDO) ...	1	1	1	1	1	1	----- ED,IN,KO,U	
4	52101-KZZ-900	BOLT, SWINGARM PIVOT .....	1	1	1	1	1	1		
5	52131-KZZ-900	STAY, CHAIN CASE .....	1	1	1	1	1	1		
6	52141-KZZ-900	COLLAR, CENTER PIVOT DISTANCE	1	1	1	1	1	1		
7	52144-356-005	CAP, SWINGARM DUST SEAL(NOK)	2	2	2	2	2	2		
8	52146-KV6-010	GUIDE, CHAIN .....	1	1	1	1	1	1		
9	52147-KV6-010	SLIDER, CHAIN GUIDE .....	1	1	1	1	1	1		
10	52161-KZZ-900	CAP, RR. SWINGARM .....	4	4	4	4	4	4		
11	52170-KZZ-900	SLIDER, CHAIN .....	1	1	1	1	1	1		
12	52171-KR6-000	WASHER, CHAIN SLIDER .....	2	2	2	2	2	2		
13	52171-MAN-620	WASHER, CHAIN SLIDER .....	1	1	1	1	1	1		
14	52200-KZZ-900	SWINGARM SUB ASSY., RR. ....	1	1	1	1	1	1		
15	90103-KZZ-900	BOLT, FLANGE, 6X20 .....	2	2	2	2	2	2		
16	90107-MJP-650	SCREW, PAN, 5X12 .....	5	5	5	5	5	5		
17	90111-KZZ-900	BOLT, FLANGE, 6MM .....	2	2	2	2	2	2		
18	90112-KZZ-900	BOLT, HEX., 8X47.5 .....	2	2	2	2	2	2		
19	90115-KZZ-900	SCREW, FLAT, 6X53 .....	2	2	2	2	2	2		
20	90301-KGH-901	NUT, U, 6MM(FUJI SEIMITSU) ..	2	2	2	2	2	2		
21	90305-KCJ-951	NUT, U, 14MM(FUJI SEIMITSU) ..	1	1	1	1	1	1		
22	90309-357-000	NUT, HEX., 8MM .....	2	2	2	2	2	2		
23	91070-GC4-601	BEARING, NEEDLE, 20X26X20(NTN)	2	2	2	2	2	2		

# F-32

# SWINGARM

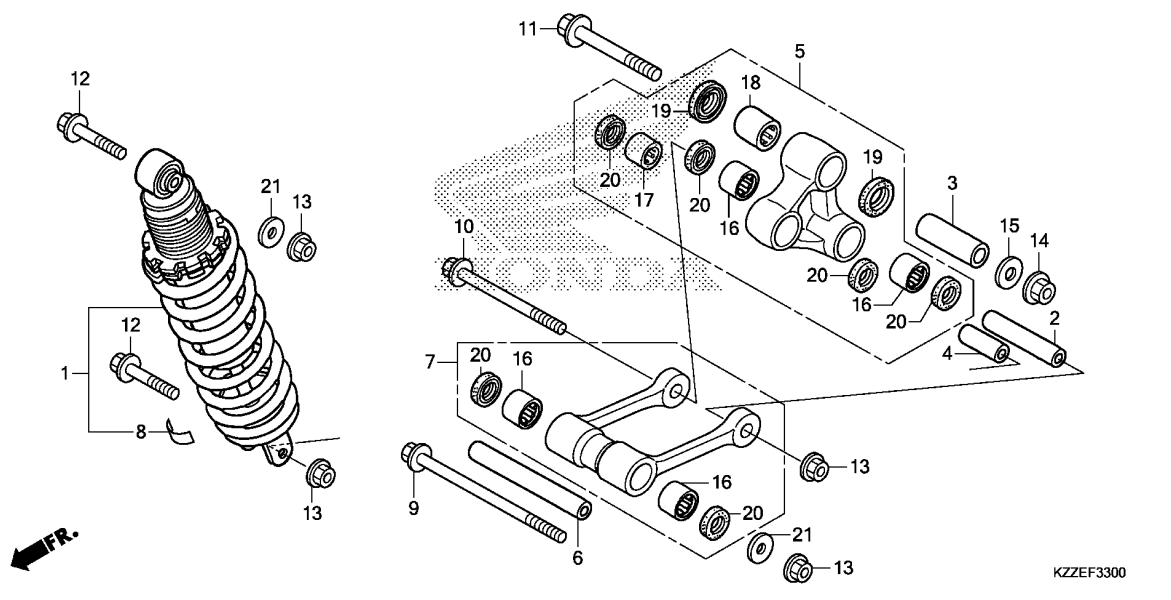


Ref. No.	Part No.	Description	Reqd. QTY						Serial No.	Parts catalogue code
			L	LA	RL	RL	RLA	RLA		
			CRF250							
			H	H	H	J	H	J		
24	91254-KS6-003	DUST SEAL, 20X26X4.5(ARAI) ..	2	2	2	2	2	2		
25	94103-05700	WASHER, PLAIN, 5MM .....	1	1	1	1	1	1		
27	40530-KZZ-901	CHAIN, DRIVE(DID520VF-106LE)	1	-	1	1	-	-	-----	LA,PH
28	06406-KZZ-G40	CHAIN KIT, DRIVE (DID520VF-120ZB) (14/40T)	-	1	-	-	1	1	-----	ED



# F-33

# REAR CUSHION



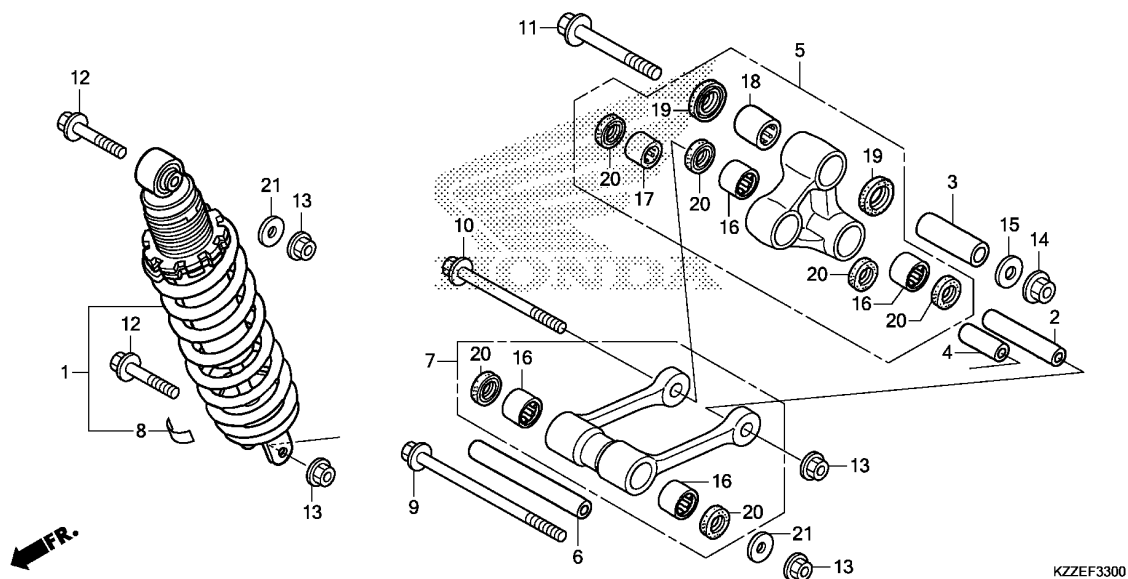
Ref. No.	L.O.N.	(Relative ref. Number) Description	F.R.T.
1	512115	CUSHION ASSY., REAR .....	1.1
	5121K7	CUSHION ASSY., REAR(A) .....	1.3
		.NOTE: With middle cowling	
5	512140	ARM, CUSHION .....	0.2
7	512145	ROD, CUSHION CONNECTING .....	0.2
16		(17,18)	
	5121D4	BEARING, CUSHION CONNECTING ROD .....	0.3
	5121D4A	.Replace 1 bearing add .....	0.1
	512146	BEARING, CUSHION ARM .....	0.3
	5121D3	BEARING, CUSHION ARM :FOR 1 VEHICLE .....	0.6

3

Ref. No.	Part No.	Description	Reqd. QTY						Serial No.	Parts catalogue code
			L	LA	RL	RL	RLA	RLA		
			H	H	H	J	H	J		
1	52400-KZZ-G41	CUSHION ASSY., RR. (SHOWA) ...	1	1	-	-	-	-	-	ED,U
	52400-KZZ-D31	.....	1	-	-	-	-	-	-	LA
	52400-KZZ-D11	.....	1	-	-	-	-	-	-	PH
	52400-KZZ-306	.....	-	-	1	1	-	-	-	IN
	52400-KZZ-J31	.....	-	-	1	1	-	-	-	LA
	52400-KZZ-J11	.....	-	-	1	1	-	-	-	PH
	52400-KZZ-J81	.....	-	-	-	-	1	1	-	ED,U
	52400-KZZ-L61	.....	-	-	-	-	1	1	-	KO
2	52462-KPS-900	COLLAR A, CUSHION ARM .....	1	1	1	1	1	1	-	
3	52462-KZZ-900	COLLAR C, CUSHION ARM .....	1	1	1	1	1	1	-	
4	52464-KPE-900	COLLAR C, CUSHION ARM .....	1	1	1	1	1	1	-	
5	52465-KZZ-900	ARM SUB ASSY., CUSHION .....	1	1	-	-	-	-	-	
	52465-KZZ-J00	.....	-	-	1	1	1	1	-	
6	52472-KZZ-900	COLLAR, CONNECTING ROD .....	1	1	1	1	1	1	-	
7	52475-KZZ-900	ROD SUB ASSY., CUSHION CONNECTING .....	1	1	-	-	-	-	-	
	52475-KZZ-J00	.....	-	-	1	1	1	1	-	
8	87516-MCA-G60	LABEL, RR. DAMPER (PICTOGRAPH) .....	1	1	-	-	1	1	-	ED,U
	87516-KFC-910	LABEL, RR. DAMPER CAUTION (SPANISH) .....	1	-	1	1	-	-	-	LA
	87516-KV6-610	LABEL, RR. DAMPER (ENGLISH) ..	1	-	1	1	-	-	-	PH
	87516-KZZ-L40	LABEL, RR. DAMPER (INDONESIAN) ..	-	-	1	1	-	-	-	IN
	87516-KFK-750	LABEL, RR. DAMPER (KOREAN) ...	-	-	-	-	1	1	-	KO
9	90151-KZZ-900	BOLT, FLANGE, 10X127 .....	1	1	1	1	1	1	-	
10	90152-KZZ-900	BOLT, FLANGE, 10X103 .....	1	1	1	1	1	1	-	
11	90153-KZZ-900	BOLT, FLANGE, 12X88 .....	1	1	1	1	1	1	-	
12	90154-KZZ-900	BOLT, FLANGE, 10X53 .....	2	2	2	2	2	2	-	

# F-33

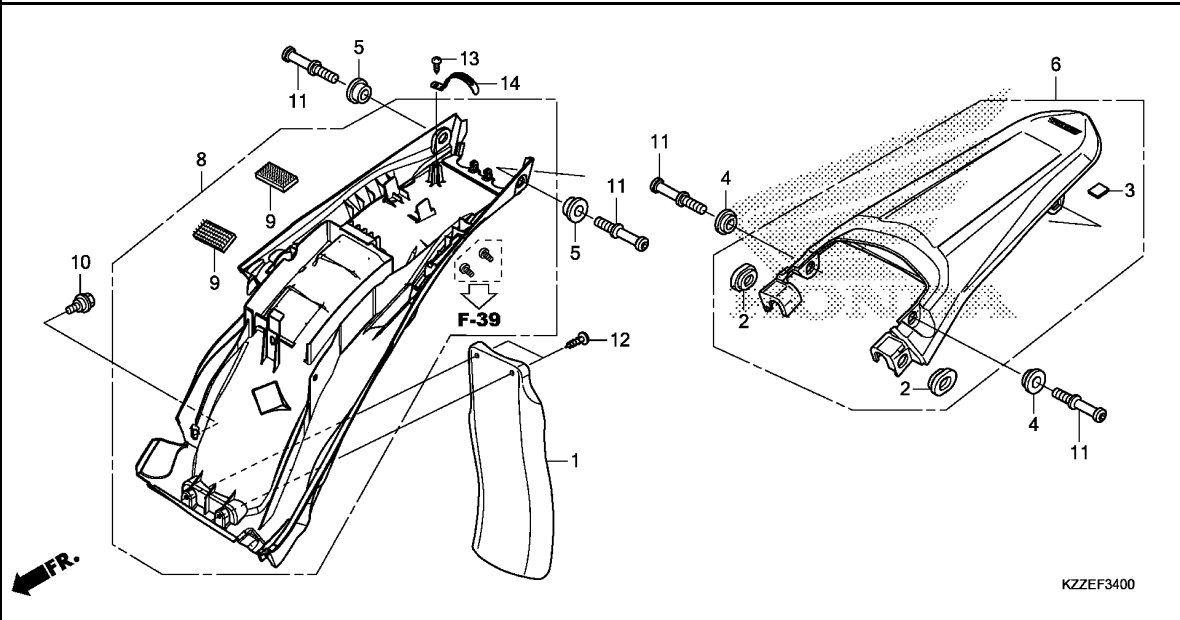
# REAR CUSHION



Ref. No.	Part No.	Description	Reqd. QTY						Serial No.	Parts catalogue code
			L	LA	RL	RL	RLA	RLA		
			H	H	H	J	H	J		
13	90304-GE8-003	NUT, U, 10MM(FUSE RASHI) .....	4	4	4	4	4	4		
14	90305-KZZ-901	NUT, U, 12MM .....	1	1	1	1	1	1		
15	90501-KZ4-J40	WASHER, PLAIN, 12MM .....	1	1	1	1	1	1		
16	91071-KV3-005	BEARING, NEEDLE(KOYO) .....	4	4	4	4	4	4		
17	91071-MY1-005	BEARING, NEEDLE, 17X24X17 (KOYO)	1	1	1	1	1	1		
18	91072-MY1-005	BEARING, NEEDLE, 20X26X20 ...	1	1	1	1	1	1		
19	91254-KS6-003	DUST SEAL, 20X26X4.5(ARAI) ..	2	2	2	2	2	2		
20	91262-KV3-831	DUST SEAL, 17X24X5(ARAI) .....	6	6	6	6	6	6		
21	94101-10800	WASHER, PLAIN, 10MM .....	2	2	2	2	2	2		

# F-34

# REAR FENDER



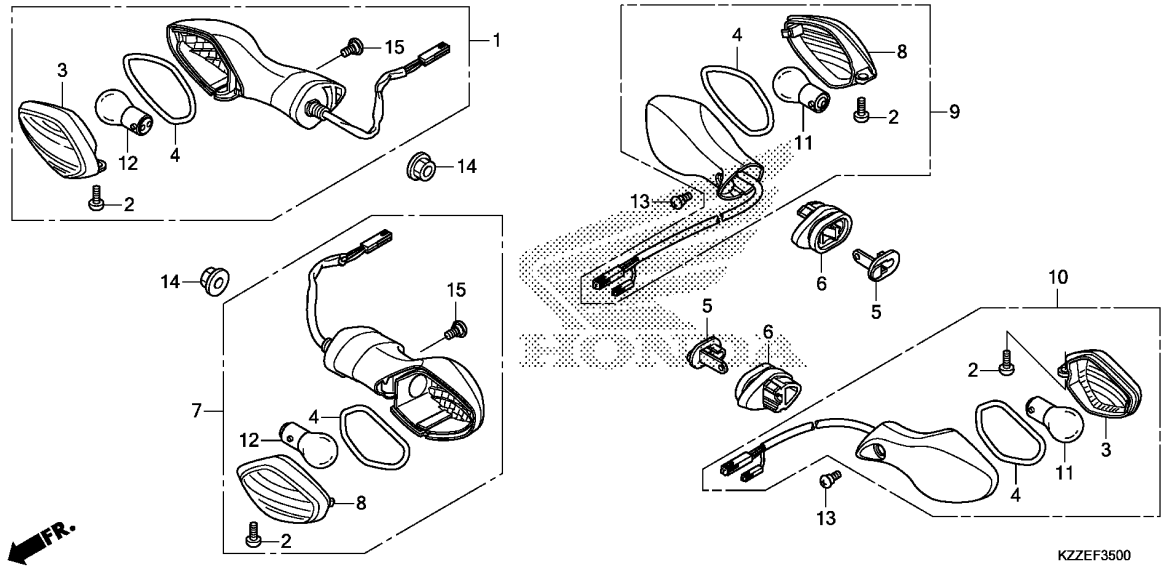
Ref. No.	L.O.N.	(Relative ref. Number) Description	F.R.T.
1	4131G4	MUDGUARD :REAR .....	0.1
6	413102	FENDER, REAR .....	0.1
8	413110	FENDER B, REAR .....	0.6

3

Ref. No.	Part No.	Description	Reqd. QTY						Serial No.	Parts catalogue code
			L	LA	RL	RL	RLA	RLA		
			H	H	H	J	H	J		
1	17218-KZZ-900	MUDGUARD .....	1	1	1	1	1	1		
2	64266-MG9-770	GROMMET, SPEAKER PANEL .....	2	2	2	2	2	2		
3	64465-KZZ-J00	RUBBER SPONGE, RR. FENDER .....	1	1	1	1	1	1		
4	77223-KZZ-900	COLLAR A, FENDER SETTING .....	2	2	2	2	2	2		
5	77224-KZZ-900	COLLAR B, FENDER SETTING .....	2	2	2	2	2	2		
6	80010-KZZ-D10ZC	FENDER SET, RR.(WL)								
	*TYPE1*	.....	1	1	-	-	-	-		
	80010-KZZ-J00ZB	*TYPE1*	-	-	1	1	1	1		
	80010-KZZ-M20ZB	*TYPE1*	-	-	-	1	-	1	-----	ED,KO,LA,PH,U
8	80150-KZZ-307	FENDER SET B, RR. ....	1	1	1	1	1	1		
9	83643-355-300	TAPE, MAGIC(FEMALE)(25X50) ..	2	2	2	2	2	2		
10	90110-KZZ-900	BOLT, FLANGE, 6MM .....	1	1	1	1	1	1		
11	90116-KZZ-900	BOLT, HOOK, 8MM .....	4	4	4	4	4	4		
12	93913-15510	SCREW, TAPPING, 5X20 .....	2	2	2	2	2	2		
13	93913-14120	SCREW, TAPPING, 4X10 .....	1	1	1	1	1	1		
14	94591-49000	CLIP, 4X90 .....	1	1	1	1	1	1		

# F-35

# WINKER(CRF250L/LA)



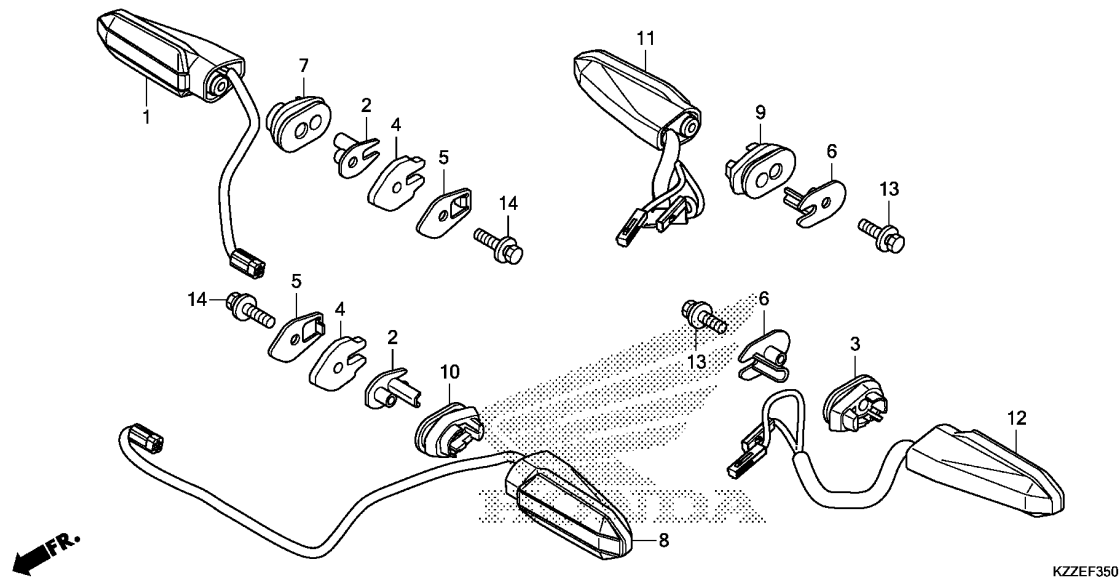
Ref. No.	L.O.N.	(Relative ref. Number) Description	F.R.T.
1	6161C4	WINKER :RIGHT FRONT .....	0.2
7	6161C3	WINKER :LEFT FRONT .....	0.2
	6161C5	WINKER :BOTH FRONT .....	0.2
9	6161C7	WINKER :RIGHT REAR .....	0.4
10	6161C6	WINKER :LEFT REAR .....	0.4
	6161C8	WINKER :BOTH REAR .....	0.4
11		(3,4,8)	
	616139	BULB, WINKER :REAR .....	0.1
		.NOTE: Same time for two units (3,4,8)	
12		(3,4,8)	
	616133	BULB, WINKER :FRONT .....	0.1
		.NOTE: Same time for two units	
	616160	BULB, WINKER :FOR 1 VEHICLE ..	0.2

Ref. No.	Part No.	Description	Reqd. QTY						Serial No.	Parts catalogue code
			L	LA	RL	RL	RLA	RLA		
			H	H	H	J	H	J		
1	33400-KZZ-D21	WINKER ASSY., R. FR. (12V 21/5W)	1	1	-	-	-	-		
2	33402-MGS-D31	SCREW, SPECIAL, 4X10 .....	4	4	-	-	-	-		
3	33404-MGS-J32	LENS COMP., R. WINKER .....								
		(R. FR./L. RR.)								
4	33405-MKA-D81	SEAL, GASKET .....	4	4	-	-	-	-		
5	33412-MGS-D30	STAY, WINKER .....	2	2	-	-	-	-		
6	33413-MGS-D30	RUBBER, WINKER MOUNTING .....	2	2	-	-	-	-		
7	33450-KZZ-D21	WINKER ASSY., L. FR. (12V 21/5W)	1	1	-	-	-	-		
8	33454-MGS-J32	LENS COMP., L. WINKER .....								
		(L. FR./R. RR.)								
9	33600-KZZ-J11	WINKER ASSY., R. RR.(12V 21W)	1	1	-	-	-	-		
10	33650-KZZ-J11	WINKER ASSY., L. RR.(12V 21W)	1	1	-	-	-	-		
11	34904-MGZ-J01	BULB, WINKER LIGHT(P21W) .....	2	2	-	-	-	-		
12	34906-MGZ-J01	BULB, TAILLIGHT(P21/5W) (LIFE ELEX)	2	2	-	-	-	-		
13	90380-MGS-D30	SCREW, SPECIAL, 6X8 .....	2	2	-	-	-	-		
14	94050-10000	NUT, FLANGE, 10MM .....	2	2	-	-	-	-		
15	90380-KZZ-900	SCREW, SPECIAL, 6X11 .....	2	2	-	-	-	-		



# F-35-1

# WINKER(CRF250RL/RLA)



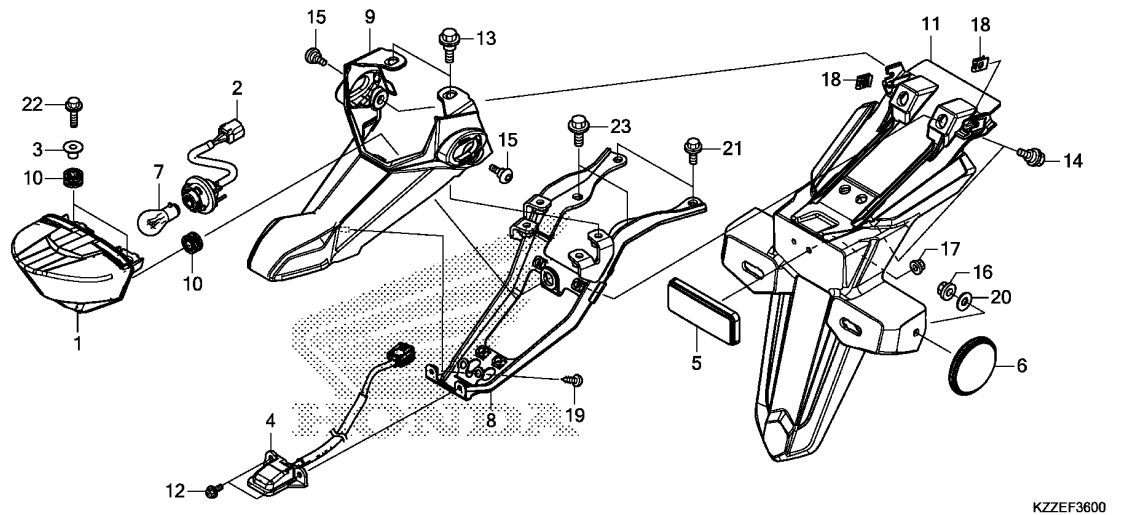
Ref. No.	L.O.N.	(Relative ref. Number) Description	F.R.T.
1	6161Y1	WINKER(A) :RIGHT FRONT .....	0.3
8	6161Y2	WINKER(A) :LEFT FRONT .....	0.3
	6161Y3	WINKER(A) :BOTH FRONT .....	0.5
11	6161C7	WINKER :RIGHT REAR .....	0.5
12	6161C6	WINKER :LEFT REAR .....	0.5
	6161C8	WINKER :BOTH REAR .....	0.6

3

Ref. No.	Part No.	Description	Reqd. QTY						Serial No.	Parts catalogue code
			L	LA	CRF250 RL	CRF250 RL	RLA	RLA		
			H	H	H	J	H	J		
1	33400-KZZ-J01	WINKER ASSY., R. FR. ....	-	-	1	1	1	1	-----	ED,KO,LA,PH,U
	33400-KZZ-L41	.....	-	-	1	1	-	-	-----	IN
2	33411-K15-920	COLLAR, WINKER .....	-	-	2	2	2	2		
3	33412-KZZ-J00	RUBBER, R. WINKER MOUNTING .. (L. RR.)	-	-	1	1	1	1		
4	33413-KZZ-J00	PLATE, WINKER MOUNT(A) .....	-	-	2	2	2	2		
5	33414-KZZ-J00	PLATE, WINKER MOUNT(B) .....	-	-	2	2	2	2		
6	33415-KZZ-J00	COLLAR, WINKER .....	-	-	2	2	2	2		
7	33416-KZZ-J00	RUBBER, R. WINKER MOUNTING (A40)	-	-	1	1	1	1		
8	33450-KZZ-J01	WINKER ASSY., L. FR. ....	-	-	1	1	1	1	-----	ED,KO,LA,PH,U
	33450-KZZ-L41	.....	-	-	1	1	-	-	-----	IN
9	33452-KZZ-J00	RUBBER, L. WINKER MOUNTING .. (R. RR.)	-	-	1	1	1	1		
10	33456-KZZ-J00	RUBBER, L. WINKER MOUNTING (B40)	-	-	1	1	1	1		
11	33600-KZZ-J01	WINKER ASSY., R. RR. ....	-	-	1	1	1	1		
12	33650-KZZ-J01	WINKER ASSY., L. RR. ....	-	-	1	1	1	1		
13	93411-05025-00	BOLT-WASHER, 5X25 .....	-	-	2	2	2	2		
14	93411-05030-00	BOLT-WASHER, 5X30 .....	-	-	2	2	2	2		

# F-36

# TAILLIGHT

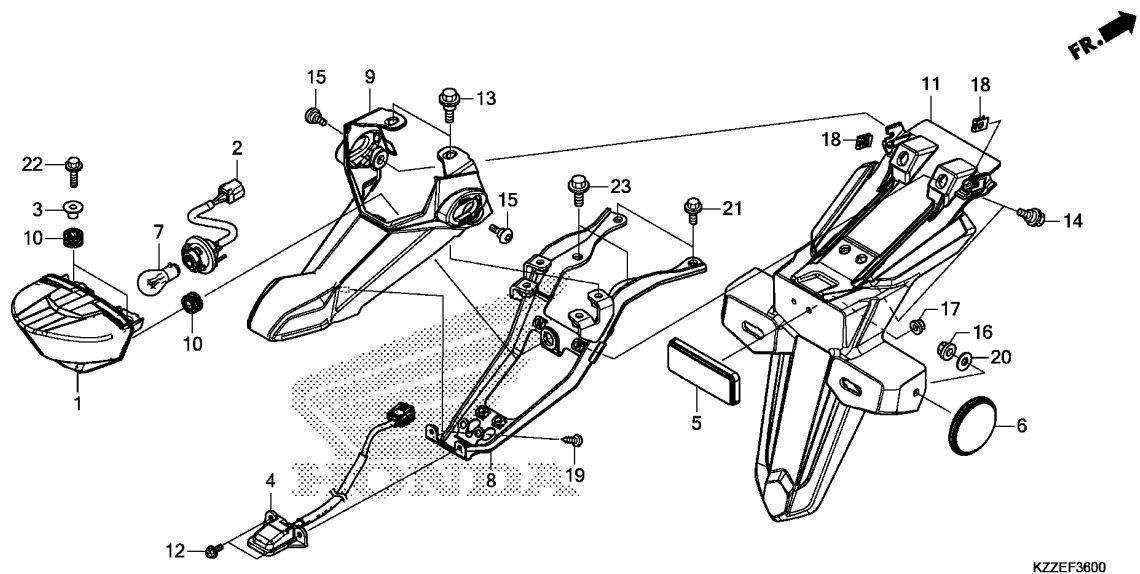


Ref. No.	L.O.N.	(Relative ref. Number) Description	F.R.T.
1	6161D5	TAILLIGHT UNIT .....	0.4
2	6111B4	CORD, TAILLIGHT .....	0.2
4	6161D8	LIGHT, LICENSE .....	0.5
7	6161G1	BULB, TAILLIGHT .....	0.2
8	4131Y1	STAY, NUMBER PLATE BRACKET ...	0.4
9	6161G8	COVER, TAILLIGHT .....	0.4
11	4131O5	FENDER A, REAR .....	0.1

Ref. No.	Part No.	Description	Reqd. QTY						Serial No.	Parts catalogue code
			L	LA	RL	RL	RLA	RLA		
			H	H	H	J	H	J		
1	33703-KZZ-J01	BASE COMP., TAILLIGHT .....	1	1	1	1	1	1		
2	33704-KZZ-J01	SOCKET COMP., TAILLIGHT .....	1	1	1	1	1	1		
3	33705-KZZ-J01	COLLAR, TAILLIGHT .....	2	2	2	2	2	2		
4	33720-KZZ-J01	LIGHT ASSY., LICENSE .....	1	1	1	1	1	1		
5	33741-KPL-902	REFLECTOR, REFLEX .....	1	1	1	1	1	1		
6	33741-KTG-U01	REFLECTOR, FR. REFLEX(AMBER) (RR.)	2	2	-	-	2	2	-----	ED,KO,U
7	34906-KSS-C01	BULB, TAILLIGHT(12V 21/5W) (KOITO)	1	1	1	1	1	1		
8	80110-KZZ-J00	STAY COMP., NUMBER BRACKET ..	1	1	1	1	1	1		
9	80115-KZZ-J00	COVER, TAILLIGHT .....	1	1	1	1	1	1		
10	83545-KZZ-J00	RUBBER, TAILLIGHT MOUNTING ..	3	3	3	3	3	3		
11	84701-KZZ-D10	BRACKET, NUMBER PLATE .....	1	1	-	-	1	1	-----	U
	84701-KZZ-J00	.....	1	-	1	1	-	-	-----	IN,LA
	84701-KZZ-F00	.....	1	-	1	1	-	-	-----	PH
	84701-KZZ-G40	.....	-	1	-	-	1	1	-----	ED,KO
12	90008-ZM7-000	BOLT, 4X10 .....	2	2	2	2	2	2		
13	90023-MGZ-J00	PIVOT, SHIFT DRUM STOPPER ARM	2	2	2	2	2	2		
14	90110-KZZ-900	BOLT, FLANGE, 6MM .....	4	4	4	4	4	4		
15	90114-MGZ-J00	SCREW, SPECIAL, 5X14 .....	2	2	2	2	2	2		
16	90301-KGH-901	NUT, U, 6MM(FUJI SEIMITSU) ..	2	2	-	-	2	2	-----	ED,KO,U
17	90301-KWN-901	NUT, U, 5MM .....	1	1	1	1	1	1		
18	90677-KAN-T00	NUT, CLIP, 5MM .....	2	2	2	2	2	2		
19	93903-24380	SCREW, TAPPING, 4X12 .....	2	2	2	2	2	2		
20	94103-06800	WASHER, PLAIN, 6MM .....	2	2	-	-	2	2	-----	ED,KO,U

# F-36

# TAILLIGHT



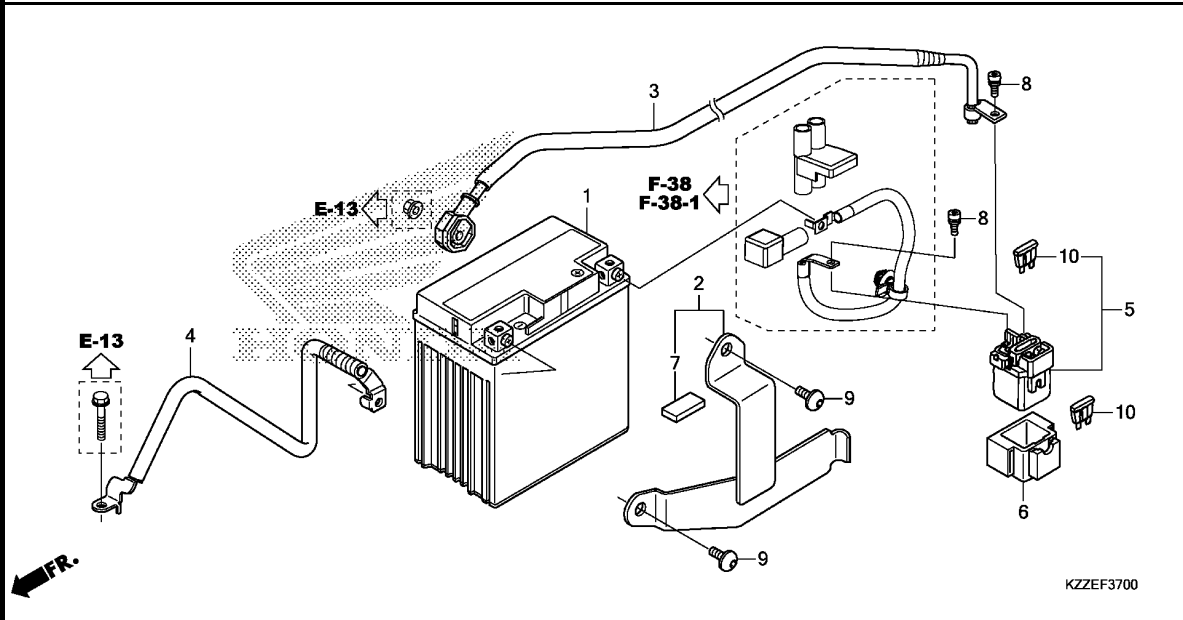
KZZEF3600

Ref. No.	Part No.	Description	Reqd. QTY						Serial No.	Parts catalogue code
			L	LA	RL	RL	RLA	RLA		
			H	H	H	J	H	J		
21	95701-06012-00	BOLT, FLANGE, 6X12 .....	2	2	2	2	2	2		
22	95701-06020-08	BOLT, FLANGE, 6X20 .....	2	2	2	2	2	2		
23	95701-08014-00	BOLT, FLANGE, 8X14 .....	2	2	2	2	2	2		

3

# F-37

# BATTERY



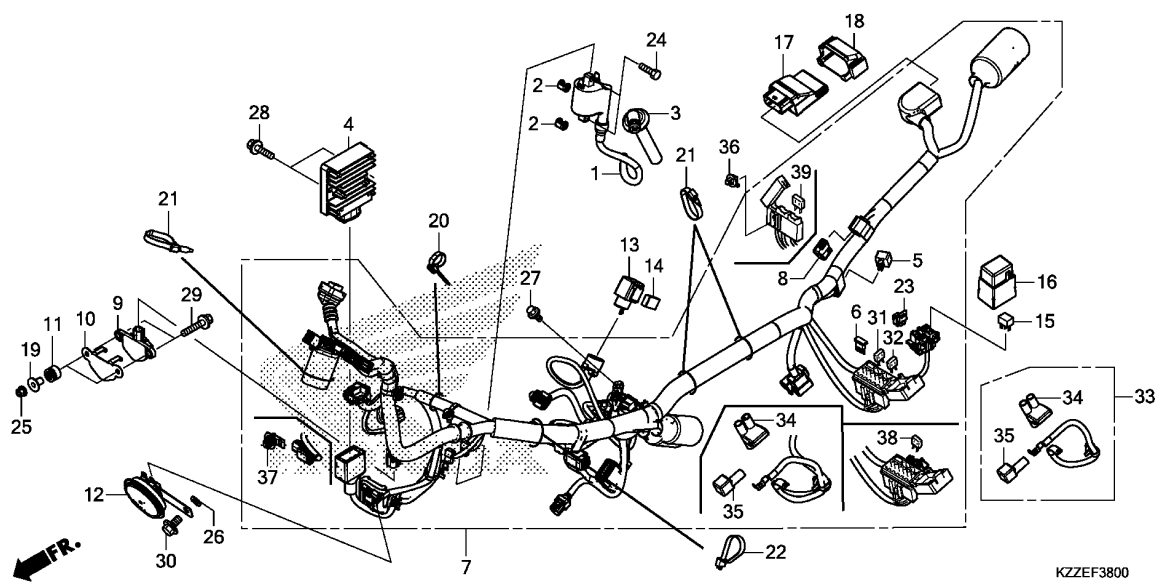
Ref. No.	L.O.N.	(Relative ref. Number) Description	F.R.T.
1	610100	BATTERY .....	0.2
3	612115	CABLE, STARTER MOTOR .....	0.3
	6121E0	CABLE, STARTER MOTOR(A) .....	0.6
		.NOTE: With middle cowling	
	6121E0B	.With canister add .....	0.2
4	610110	CABLE, NEGATIVE BATTERY .....	0.2
	6101A2	CABLE, NEGATIVE BATTERY(A) ...	0.5
		.NOTE: With middle cowling	
	6101A2B	.With canister add .....	0.2
5	615113	SWITCH, STARTER MAGNETIC .....	0.3

Ref. No.	Part No.	Description	Reqd. QTY						Serial No.	Parts catalogue code
			L	LA	RL	RL	RLA	RLA		
			H	H	H	J	H	J		
1	31500-KZZ-J81	BATTERY (YTZ8V) (YUASA) .....	1	1	-	-	1	1	-----	ED,U
	31500-KZZ-J31	.....	1	-	1	1	-	-	-----	LA
	31500-KZZ-J01	.....	1	-	1	1	-	-	-----	PH
	31500-KZZ-L41	.....	-	-	1	1	-	-	-----	IN
	31500-KZZ-L61	.....	-	-	-	-	1	1	-----	KO
2	31510-KZZ-J00	BAND, BATTERY .....	1	1	1	1	1	1		
3	32410-KZZ-900	CABLE, STARTER MOTOR .....	1	1	1	1	1	1		
4	32601-KZZ-900	CABLE, BATTERY EARTH .....	1	1	1	1	1	1		
5	35850-MT4-003	SWITCH ASSY., STARTER MAGNETIC	1	1	1	1	1	1		
6	35856-MT3-000	RUBBER, SHOCK .....	1	1	1	1	1	1		
7	50383-KZZ-900	RUBBER, BATTERY(10X20X3) ....	1	1	1	1	1	1		
8	90111-MR5-000	BOLT, SOCKET, 5X9 .....	2	2	2	2	2	2		
9	90170-KZZ-900	SCREW, PAN, 6X10 .....	2	2	2	2	2	2		
10	98200-33000	FUSE, BLADE(30A) .....	2	2	2	2	2	2		



F-38

WIRE HARNESS(CRF250L/LA)



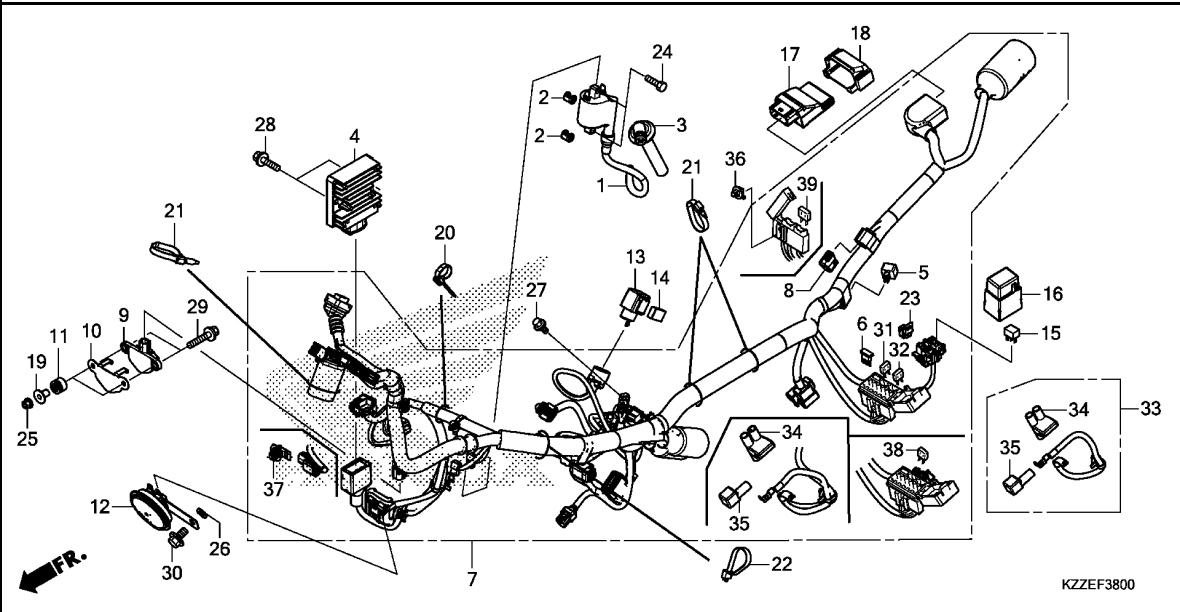
Ref. No.	L.O.N.	(Relative ref. Number) Description	F.R.T.
1	614105	COIL, IGNITION .....	0.6
3	6141E3	CAP, NOISE SUPPRESSOR .....	0.2
4	6131B2	RECTIFIER, REGULATE .....	0.4
5	6131B3	RECTIFIER, SILICON .....	0.2
6	6131B4	DIODE, THREE WAY .....	0.2
7	611100	HARNESS, WIRE .....	0.9
9	617125	SENSOR, BANK ANGLE .....	0.3
12	616169	HORN .....	0.1
13	6111C3	RELAY, WINKER .....	0.2
15	6111D9	RELAY, FAN CONTROL .....	0.2
17	618135	ENGINE CONTROL MODULE(ECM) ...	0.4
33	610105	CABLE, POSITIVE BATTERY .....	0.1

3

Ref. No.	Part No.	Description	Reqd. QTY						Serial No.	Parts catalogue code
			L	LA	RL	RL	RLA	RLA		
			H	H	H	J	H	J		
1	30510-KZZ-901	COIL COMP., IGNITION .....	1	1	-	-	-	-		
2	30520-GFM-900	SPACER, IGNITION COIL .....	2	2	-	-	-	-		
3	30700-KZZ-901	CAP ASSY., NOISE SUPPRESSOR ..	1	1	-	-	-	-		
4	31600-KVK-901	RECTIFIER ASSY., REGULATOR ..	1	1	-	-	-	-		
5	31700-MM8-610	RECTIFIER COMP., SILICON .....	1	1	-	-	-	-		
6	31730-MAS-601	DIODE ASSY., THREE WAY (SUMITOMO)	1	1	-	-	-	-		
7	32100-KZZ-D50	HARNESS, WIRE .....	1	-	-	-	-	-		
	32100-KZZ-G40	.....	-	1	-	-	-	-		
8	32606-GEV-761	CAP, DUMMY(4P)(RED) .....	1	1	-	-	-	-		
9	35160-KVS-751	SENSOR ASSY., BANK ANGLE(M6)	1	1	-	-	-	-		
10	35161-KZZ-900	STAY, BANK ANGLE SENSOR .....	1	1	-	-	-	-		
11	37244-MM4-000	RUBBER, SPEEDOMETER MOUNTING	2	2	-	-	-	-		
12	38110-KYJ-901	HORN COMP.(HIGH) .....	1	1	-	-	-	-		
13	38301-KYJ-641	RELAY COMP., WINKER(MITSUBA)	1	1	-	-	-	-		
14	38306-KK4-000	SUSPENSION, WINKER RELAY (MITSUBA)	1	1	-	-	-	-		
15	38501-KWN-901	RELAY COMP., POWER (MICRO ISO 4P)(OMRON)	1	1	-	-	-	-		
16	38506-KZZ-900	COVER, RELAY(2P) .....	1	1	-	-	-	-		
17	38770-KZZ-L71	PGM-FI UNIT .....	1	1	-	-	-	-	-----	LA,U
	38770-KZZ-L41	.....	1	-	-	-	-	-	-----	PH
	38770-KZZ-J81	.....	-	1	-	-	-	-	-----	ED
18	38771-KTY-D30	CUSHION, PGM-FI UNIT .....	1	1	-	-	-	-		
19	77302-473-000	COLLAR, PILLION SEAT .....	2	2	-	-	-	-		
20	90650-KW3-000	BAND, WIRE .....	1	1	-	-	-	-		

# F-38

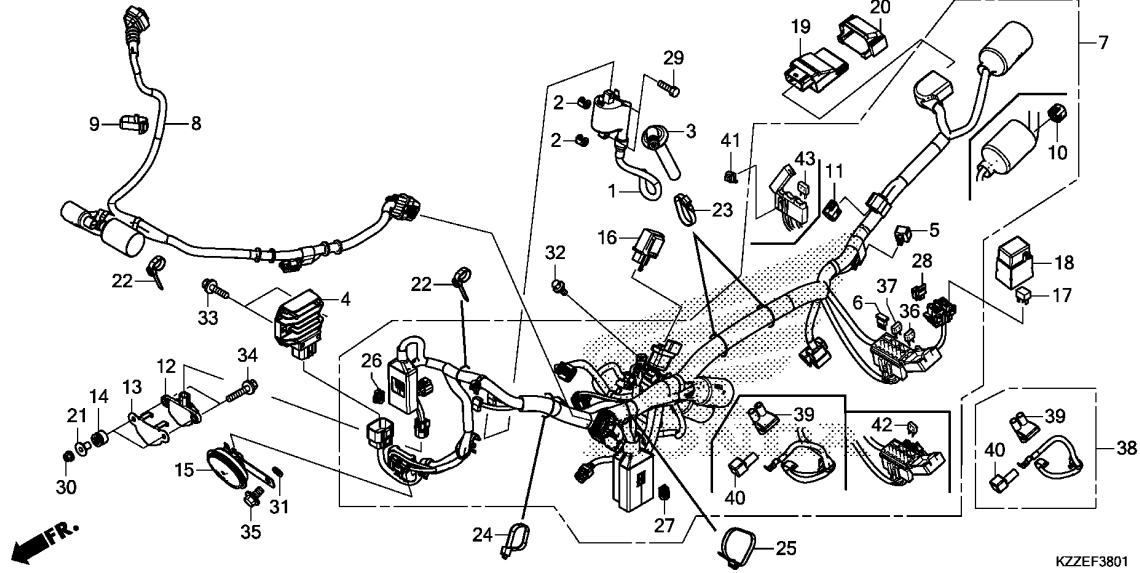
# WIRE HARNESS(CRF250L/LA)



Ref. No.	Part No.	Description	Reqd. QTY						Serial No.	Parts catalogue code
			L	LA	RL	RL	RLA	RLA		
			H	H	H	J	H	J		
21	90651-KV6-003	BAND, WIRE, 165MM(BLACK) .....	3	3	-	-	-	-		
22	90651-MA6-720	BAND, WIRE HARNESS .....	1	1	-	-	-	-		
23	91565-S0X-003	CLIP, COUPLER(DARK GREEN) ...	1	1	-	-	-	-		
24	92101-06020-4J	BOLT, HEX., 6X20 .....	2	2	-	-	-	-		
25	94050-06000	NUT, FLANGE, 6MM .....	2	2	-	-	-	-		
26	94102-08000	WASHER, PLAIN, 8MM .....	1	1	-	-	-	-		
27	95701-06012-00	BOLT, FLANGE, 6X12 .....	1	1	-	-	-	-		
28	95701-06022-00	BOLT, FLANGE, 6X22 .....	2	2	-	-	-	-		
29	95701-06030-00	BOLT, FLANGE, 6X30 .....	2	2	-	-	-	-		
30	95701-08014-00	BOLT, FLANGE, 8X14 .....	1	1	-	-	-	-		
31	98200-40500	FUSE, MINI(5A) .....	2	2	-	-	-	-		
32	98200-41000	FUSE, MINI(10A) .....	6	6	-	-	-	-		
33	32401-KZZ-900	CABLE, STARTER MAGNETIC BATTERY	1	-	-	-	-	-		
34	32406-MFF-D00	COVER, STARTER MAGNETIC TERMINAL	1	1	-	-	-	-		
35	32414-GAG-000	COVER, BATTERY TERMINAL .....	1	1	-	-	-	-		
36	91533-S5A-003	CLIP, COUPLER(NATURAL) .....	-	1	-	-	-	-		
37	91535-STK-003	CLIP, COUPLER(DARK BLUE) .....	-	1	-	-	-	-		
38	98200-41000	FUSE, MINI(10A) .....	-	1	-	-	-	-		
39	98200-43000	FUSE, MINI(30A) .....	-	3	-	-	-	-		

# F-38-1

# WIRE HARNESS(CRF250RL/RLA)



Ref. No.	L.O.N.	(Relative ref. Number) Description	F.R.T.
1	6141D1	COIL, IGNITION(A) .....	0.8
3	6141E8	CAP, NOISE SUPPRESSOR(A) .....	0.4
4	6131B8	RECTIFIER, REGULATE(A) .....	0.6
5	6131B3	RECTIFIER, SILICON .....	0.2
6	6131B4	DIODE, THREE WAY .....	0.2
7	6111L3	HARNESS, WIRE(A) .....	1.2
8	6111D7	SUB HARNESS, FRONT .....	0.3
12	6171E0	SENSOR, BANK ANGLE(A) .....	0.5
15	616169	HORN .....	0.1
16	6111C3	RELAY, WINKER .....	0.2
17	6111D9	RELAY, FAN CONTROL .....	0.2
19	618135	ENGINE CONTROL MODULE(ECM) ...	0.4
38	610105	CABLE, POSITIVE BATTERY .....	0.1

3

Ref. No.	Part No.	Description	Reqd. QTY						Serial No.	Parts catalogue code
			CRF250							
			L	LA	RL	RL	RLA	RLA		
			H	H	H	J	H	J		
1	30510-KZZ-901	COIL COMP., IGNITION .....	-	-	1	1	1	1		
2	30520-GFM-900	SPACER, IGNITION COIL .....	-	-	2	2	2	2		
3	30700-KZZ-901	CAP ASSY., NOISE SUPPRESSOR ..	-	-	1	1	1	1		
4	31600-KZZ-J01	RECTIFIER ASSY., REGULATOR ..	-	-	1	1	1	1		
5	31700-MM8-610	RECTIFIER COMP., SILICON .....	-	-	1	1	1	1		
6	31730-MAS-601	DIODE ASSY., THREE WAY (SUMITOMO)	-	-	1	1	1	1		
7	32100-KZZ-J30	HARNESS, WIRE .....	-	-	1	1	-	-	ED,U	
	32100-KZZ-J80	.....	-	-	-	-	1	1	KO	
	32100-KZZ-J70	.....	-	-	-	-	1	1	KO	
8	32103-KZZ-J00	SUB HARNESS, FR. ....	-	-	1	1	-	-		
	32103-KZZ-J80	.....	-	-	-	-	1	1		
9	32161-404-000	BAND B1, WIRE .....	-	-	1	1	1	1		
10	32605-GEV-761	CAP, DUMMY(WPC 4P 090 M) (NATURAL)	-	-	-	-	1	1	KO	
11	32606-GEV-761	CAP, DUMMY(4P)(RED) .....	-	-	1	1	1	1		
12	35160-KVS-751	SENSOR ASSY., BANK ANGLE(M6)	-	-	1	1	1	1		
13	35161-KZZ-900	STAY, BANK ANGLE SENSOR .....	-	-	1	1	1	1		
14	37244-MM4-000	RUBBER, SPEEDOMETER MOUNTING	-	-	2	2	2	2		
15	38110-KYJ-901	HORN COMP.(HIGH) .....	-	-	1	1	1	1		
16	38301-KZZ-J01	RELAY COMP., WINKER(LED) ....	-	-	1	1	1	1		
17	38501-KWN-901	RELAY COMP., POWER (MICRO ISO 4P)(OMRON)	-	-	1	1	1	1		
18	38506-KZZ-900	COVER, RELAY(2P) .....	-	-	1	1	1	1		
19	38770-KZZ-L71	PGM-FI UNIT .....	-	-	1	1	1	1	LA,U	
	38770-KZZ-L41	.....	-	-	1	1	-	-	IN,PH	

# F-38-1

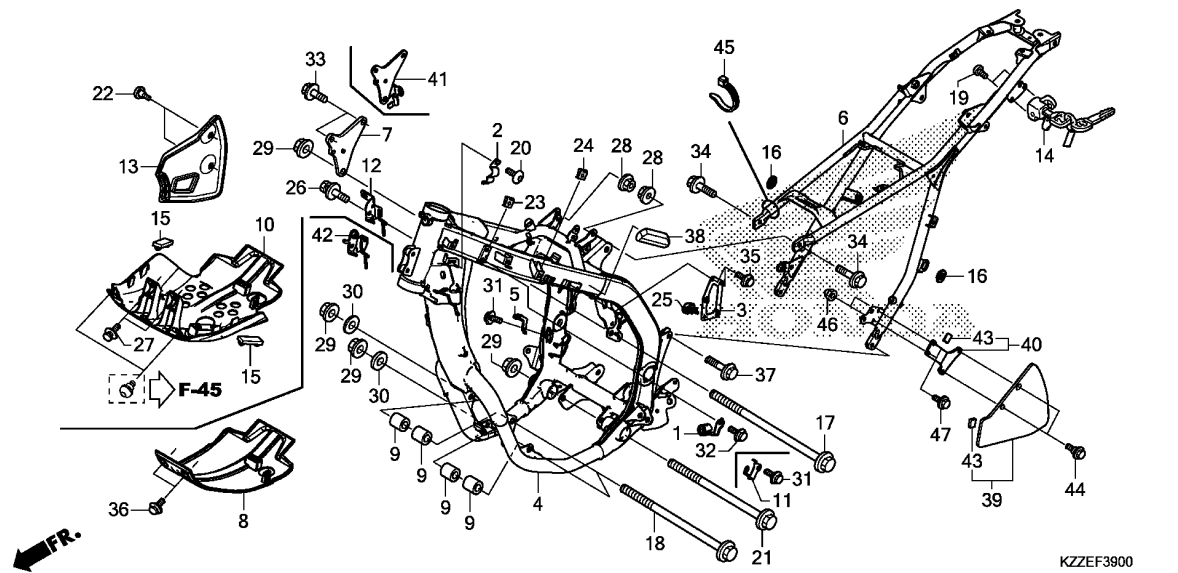
# WIRE HARNESS(CRF250RL/RLA)

Ref. No.	Part No.	Description	Reqd. QTY						Serial No.	Parts catalogue code	
			L	LA	RL	RL	RLA	RLA			
			H	H	H	J	H	J			
19)	38770-KZZ-J81	PGM-FI UNIT .....	-	-	-	-	1	1	-----	-----	ED
	38770-KZZ-L61	.....	-	-	-	-	1	1	-----	-----	KO
20	38771-KTY-D30	CUSHION, PGM-FI UNIT .....	-	-	1	1	1	1			
21	77302-473-000	COLLAR, PILLION SEAT .....	-	-	2	2	2	2			
22	90650-KW3-000	BAND, WIRE .....	-	-	2	2	2	2			
23	90651-KV6-003	BAND, WIRE, 165MM(BLACK) .....	-	-	2	2	2	2			
24	90651-MA6-720	BAND, WIRE HARNESS .....	-	-	1	1	1	1			
25	90679-SG9-E01	BAND, SUCTION HOSE(BLACK) .....	-	-	1	1	1	1			
26	91533-S5A-003	CLIP, COUPLER(NATURAL) .....	-	-	1	1	1	1			
27	91534-SWA-003	CLIP, COUPLER(DARK GRAY) .....	-	-	1	1	1	1			
28	91565-S0X-003	CLIP, COUPLER(DARK GREEN) .....	-	-	1	1	1	1			
29	92101-06020-4J	BOLT, HEX., 6X20 .....	-	-	2	2	2	2			
30	94050-06000	NUT, FLANGE, 6MM .....	-	-	2	2	2	2			
31	94102-08000	WASHER, PLAIN, 8MM .....	-	-	1	1	1	1			
32	95701-06012-00	BOLT, FLANGE, 6X12 .....	-	-	1	1	1	1			
33	95701-06022-00	BOLT, FLANGE, 6X22 .....	-	-	2	2	2	2			
34	95701-06030-00	BOLT, FLANGE, 6X30 .....	-	-	2	2	2	2			
35	95701-08014-00	BOLT, FLANGE, 8X14 .....	-	-	1	1	1	1			
36	98200-41000	FUSE, MINI(10A) .....	-	-	6	6	6	6			
37	98200-42000	FUSE, MINI(20A) .....	-	-	2	2	2	2			
38	32401-KZZ-900	CABLE, STARTER MAGNETIC BATTERY	-	-	1	1	-	-			
39	32406-MFF-D00	COVER, STARTER MAGNETIC TERMINAL	-	-	1	1	1	1			
40	32414-GAG-000	COVER, BATTERY TERMINAL .....	-	-	1	1	1	1			
41	91533-S5A-003	CLIP, COUPLER(NATURAL) .....	-	-	-	-	1	1			
42	98200-41000	FUSE, MINI(10A) .....	-	-	-	-	1	1			
43	98200-43000	FUSE, MINI(30A) .....	-	-	-	-	3	3			



# F-39

# FRAME BODY



Ref. No.	L.O.N.	(Relative ref. Number) Description	F.R.T.
4	410100	BODY, FRAME ..... .INCLUDES: Engine removal and installation	6.0
6	4101A5	FRAME :REAR .....	1.3
	4101L7	FRAME(A) :REAR .....	1.5
		.NOTE: With middle cowling	
8	410135	PLATE, SKID .....	0.1
10	4111X2	COWL, LOWER .....	0.1
13	4101A0	GUARD, STEP .....	0.1
14	410197	LOCK, HELMET .....	0.2

3

Ref. No.	Part No.	Description	Reqd. QTY						Serial No.	Parts catalogue code
			L	LA	RL	RL	RLA	RLA		
			H	H	H	J	H	J		
1	32111-KZZ-D20	CLAMPER, HARNESS .....	1	1	-	-	-	-		
2	35205-KZZ-J80	CLAMPER, L. HARNESS .....	-	-	1	1	1	1		
3	35206-KZZ-J00	STAY, WINKER SWITCH COUPLER .....	-	-	1	1	1	1		
4	50100-KZZ-D20ZB	BODY COMP., FRAME *NH146M*	1	-	-	-	-	-		
	50100-KZZ-G40ZA	*NH146M* ACCURATE SILVER METALLIC	-	1	-	-	-	-		
	50100-KZZ-J00ZB	*NH303M* MAT AXIS GRAY METALLIC	-	-	1	1	-	-		
	50100-KZZ-J80ZB	*NH303M* MAT AXIS GRAY METALLIC	-	-	-	-	1	1		
5	50175-KZZ-900	STAY, STOP SWITCH .....	1	1	1	1	1	1		
6	50200-KZZ-D20ZB	BODY COMP., RR. FRAME *NH146M*	1	1	-	-	-	-		
	50200-KZZ-J00ZB	*NH303M* MAT AXIS GRAY METALLIC	-	-	1	1	1	1		
7	50351-KZZ-D20	PLATE, R. ENGINE HANGER .....	1	-	1	1	-	-		
8	50355-KZZ-900	PLATE, SKID .....	1	1	-	-	-	-		
9	50361-KZZ-900	COLLAR, ENGINE HANGER .....	4	4	4	4	4	4		
10	50376-KZZ-J00	COWL, UNDER(RR.) .....	-	-	1	1	1	1		
11	50401-KZZ-J00	STAY, HARNESS(L.) .....	-	-	1	1	1	1		
12	50402-KZZ-D20	GUIDE COMP., CABLE .....	1	-	1	1	-	-		
13	50615-KZZ-900	GUARD, HEEL .....	1	1	-	-	-	-		
	50615-KZZ-A20	.....	-	-	1	1	1	1		
14	50710-KCZ-J71	HOLDER ASSY., HELMET .....	1	1	1	1	1	1		

**F-39**

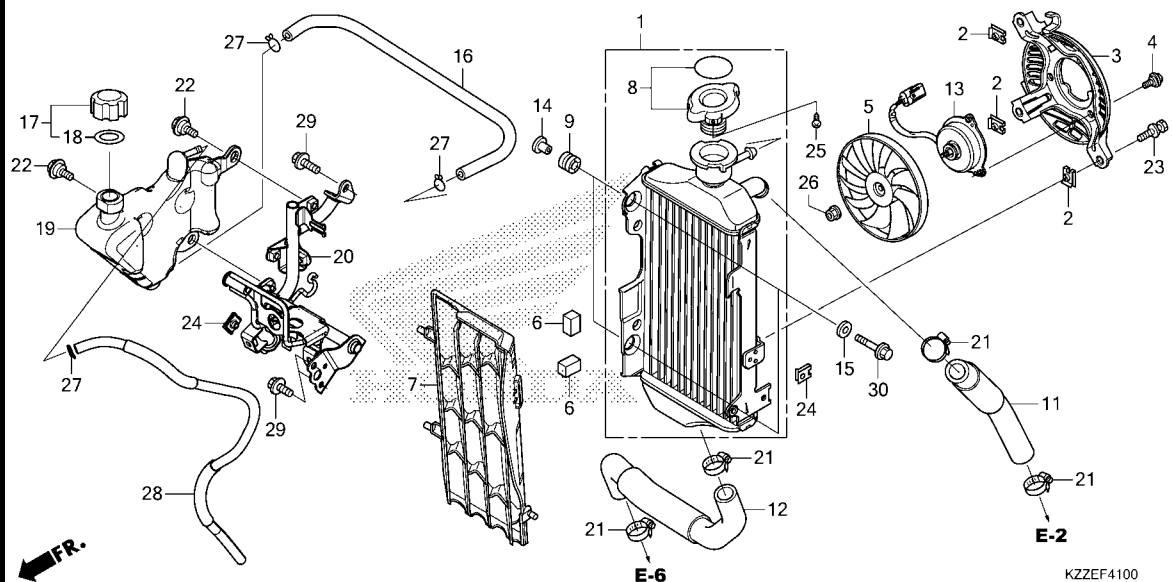
**FRAME BODY**

Ref. No.	Part No.	Description	Reqd. QTY						Serial No.	Parts catalogue code
			L	LA	RL	RL	RLA	RLA		
			H	H	H	J	H	J		
15	77204-312-000	RUBBER, SEAT SETTING .....	-	-	2	2	2	2		
16	83551-300-000	GROMMET, AIR CLEANER CASE ---	-	-	2	2	2	2		
17	90102-KZZ-900	BOLT, FLANGE, 10X150 .....	1	1	1	1	1	1		
18	90104-HP6-A00	BOLT, FLANGE, 10X140 .....	2	2	2	2	2	2		
19	90105-KGA-B00	BOLT, ONE-WAY, 6X10 .....	2	2	2	2	2	2		
20	90106-GBB-710	SCREW, PAN, 6X10 .....	-	-	1	1	1	1		
21	90127-KR3-000	BOLT, FLANGE, 10X130 .....	1	1	1	1	1	1		
22	90133-KPP-T00	SCREW, PAN, 6X14 .....	2	2	2	2	2	2		
23	90303-KZZ-J00	NUT, CLIP, 6MM .....	2	2	2	2	2	2		
24	90303-KZZ-J00	NUT, CLIP, 6MM .....	2	2	-	-	-	-		
25	90652-KZZ-901	CLIP .....	-	-	1	1	1	1		
26	93401-08012-08	BOLT-WASHER, 8X12 .....	1	1	1	1	1	1		
27	93404-06012-00	BOLT-WASHER, 6X12 .....	-	-	2	2	2	2		
28	94050-08000	NUT, FLANGE, 8MM .....	2	2	2	2	2	2		
29	94050-10000	NUT, FLANGE, 10MM .....	4	4	4	4	4	4		
30	94101-10800	WASHER, PLAIN, 10MM .....	2	2	2	2	2	2		
31	95701-06010-00	BOLT, FLANGE, 6X10 .....	1	1	2	2	2	2		
32	95701-06012-00	BOLT, FLANGE, 6X12 .....	1	1	-	-	-	-		
33	95701-08016-00	BOLT, FLANGE, 8X16 .....	2	2	2	2	2	2		
34	95701-08018-00	BOLT, FLANGE, 8X18 .....	2	2	2	2	2	2		
35	96001-06010-00	BOLT, FLANGE, 6X10 .....	-	-	2	2	2	2		
36	96300-06010-08	BOLT, FLANGE, 6X10 .....	2	2	-	-	-	-		
37	96300-08020-00	BOLT, FLANGE, 8X20 .....	2	2	2	2	2	2		
38	52161-KZZ-920	PAD, FRAME .....	(1)	(1)	-	-	-	-		
39	40515-KZZ-960	COVER, DRIVE CHAIN .....	1	1	-	-	1	1	-----	U
40	40516-KZZ-960	STAY, DRIVE CHAIN COVER .....	1	1	-	-	1	1	-----	U
41	50351-KZZ-J00	PLATE, R. ENGINE HANGER .....	-	1	-	-	1	1		
42	50402-KZZ-G40	GUIDE COMP., CABLE .....	-	1	-	-	1	1		
43	64341-KWW-A00	RUBBER, CUSHION .....	2	2	-	-	2	2	-----	U
44	90111-KZZ-900	BOLT, FLANGE, 6MM .....	2	2	-	-	2	2	-----	U
45	90651-MA6-720	BAND, WIRE HARNESS .....	1	1	1	1	1	1	-----	ED,IN,LA,PH,U
46	94021-06000-0S	NUT, CAP, 6MM .....	2	2	-	-	2	2	-----	U
47	96001-06010-00	BOLT, FLANGE, 6X10 .....	2	2	-	-	2	2	-----	U



# F-41

# RADIATOR



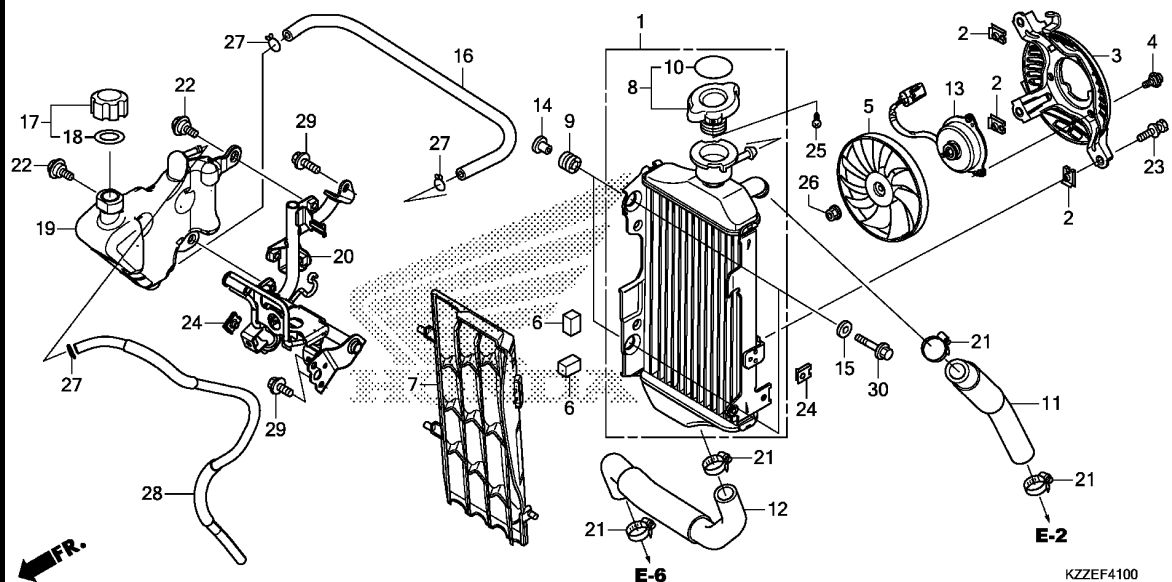
Ref. No.	L.O.N.	(Relative ref. Number) Description	F.R.T.
1	1151C3	RADIATOR .....	0.5
	1151G7	RADIATOR(A) .....	0.8
		.NOTE: With middle cowling	
3	115125	SHROUD, RADIATOR .....	0.2
	1151G6	SHROUD, RADIATOR(A) .....	0.3
		.NOTE: With middle cowling	
5	1151A6	FAN, COOLING .....	0.2
	1151G4	FAN, COOLING(A) .....	0.3
		.NOTE: With middle cowling	
7	1151B1	GRILLE, RADIATOR .....	0.1
	1151P9	GRILLE, RADIATOR(A) .....	0.2
		.NOTE: With middle cowling	
8	1151B8	CAP, RADIATOR .....	0.1
	1151Q1	CAP, RADIATOR(A) .....	0.2
		.NOTE: With middle cowling	
11	115103	HOSE, RADIATOR :UPPER .....	0.3
	1151Q3	HOSE, RADIATOR(A) :UPPER .....	0.6
		.NOTE: With middle cowling	
12	115104	HOSE, RADIATOR :LOWER .....	0.4
	1151Q2	HOSE, RADIATOR(A) :LOWER .....	0.7
		.NOTE: With middle cowling	
13	1151A7	MOTOR, FAN .....	0.3
	1151G5	MOTOR, FAN(A) .....	0.4
		.NOTE: With middle cowling	
+16	1151E5	TUBE, RADIATOR RESERVE TANK ..	0.3

3

Ref. No.	Part No.	Description	Reqd. QTY						Serial No.	Parts catalogue code
			CRF250							
			L	LA	RL	RL	RLA	RLA		
			H	H	H	J	H	J		
1	19010-KZZ-G41	RADIATOR COMP. ....	1	1	1	1	1	1	----- ED,PH,U	
	19010-KZZ-D31	.....	1	-	1	1	-	-	----- LA	
	19010-KZZ-J01	.....	-	-	1	1	-	-	----- IN	
	19010-KZZ-L61	.....	-	-	-	-	1	1	----- KO	
2	19014-KEA-003	NUT, SETTING(6MM) .....	3	3	3	3	3	3		
3	19015-KZZ-902	SHROUD COMP. ....	1	1	1	1	1	1		
4	19016-KEA-003	SCREW, PAN, 4X8.5 .....	3	3	3	3	3	3		
5	19020-KVZ-631	FAN COMP., COOLING .....	1	1	1	1	1	1		
6	19022-KZZ-900	RUBBER, RADIATOR .....	2	2	2	2	2	2		
7	19034-KZZ-900	GRILLE, RADIATOR .....	1	1	1	1	1	1		
8	19037-KZZ-G41	CAP COMP., RADIATOR(T.RAD) ..	1	1	1	1	1	1	----- ED,PH,U	
	19037-KZZ-D31	.....	1	-	1	1	-	-	----- LA	
	19037-K15-921	.....	-	-	1	1	-	-	----- IN	
	19037-KZZ-L61	.....	-	-	-	-	1	1	----- KO	
9	19051-KRN-000	RUBBER, RADIATOR MOUNTING ...	2	2	2	2	2	2		
11	19062-KZZ-900	HOSE, RADIATOR UPPER .....	1	1	1	1	1	1		
12	19067-KZZ-900	HOSE, RADIATOR LOWER .....	1	1	1	1	1	1		
13	19080-KZZ-J01	MOTOR ASSY., FAN(T.RAD) .....	1	1	1	1	1	1		
14	19091-KZZ-900	COLLAR, RADIATOR MOUNTING ...	2	2	2	2	2	2		
15	19092-KZZ-900	WASHER, RADIATOR MOUNTING ...	2	2	2	2	2	2		

# F-41

# RADIATOR



Ref. No.	L.O.N.	(Relative ref. Number) Description	F.R.T.
+16	1151Q0	TUBE, RADIATOR RESERVE TANK(A) .NOTE: With middle cowling	0.5
19	115110	TANK, RADIATOR RESERVE .....	0.3
	1151M9	TANK, RADIATOR RESERVE(A) ....	0.5
20	4101CR	STAY, RADIATOR RESERVE TANK ..	0.5
	4101FA	STAY, RADIATOR RESERVE TANK(A) .NOTE: With middle cowling	0.7

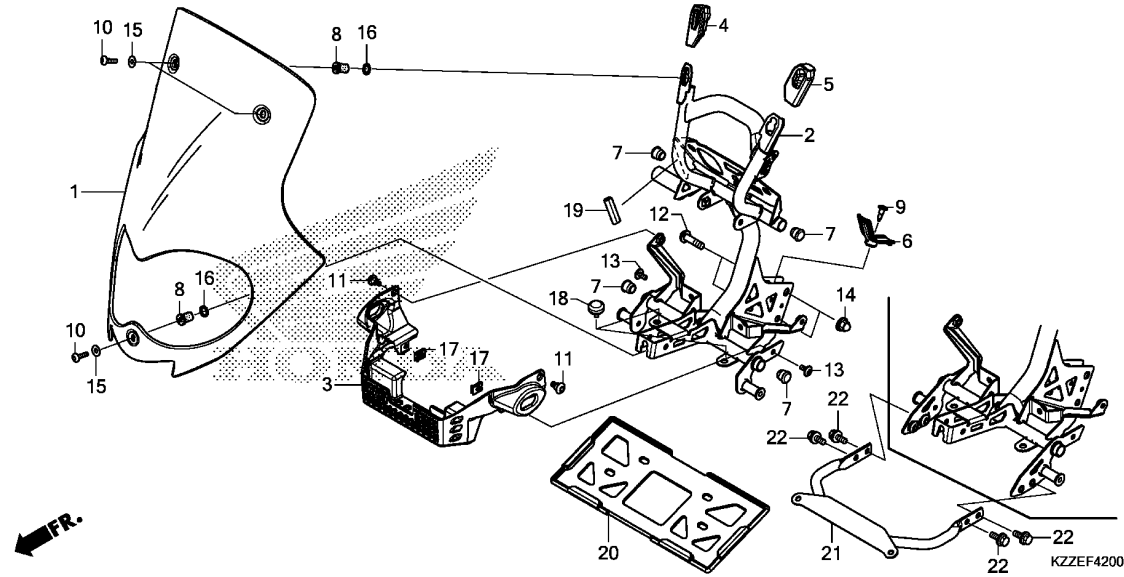
Ref. No.	Part No.	Description	Reqd. QTY						Serial No.	Parts catalogue code
			CRF250							
			L	LA	RL	RL	RLA	RLA		
			H	H	H	J	H	J		
16	19101-KZZ-J00	TUBE, RESERVE TANK .....	1	1	1	1	1	1		
17	19105-KZZ-900	CAP ASSY., RESERVE TANK .....	1	1	1	1	1	1		
18	19107-MG8-000	PACKING, RESERVE TANK .....	1	1	1	1	1	1		
19	19110-KZZ-J00	TANK, RADIATOR RESERVE .....	1	1	1	1	1	1		
20	19150-KZZ-J00	STAY COMP., RESERVE TANK .....	1	1	1	1	1	1		
21	19517-ML7-691	CLAMP, HOSE, 22-29MM .....	4	4	4	4	4	4		
22	90110-KZZ-900	BOLT, FLANGE, 6MM .....	2	2	2	2	2	2		
23	90120-KCR-003	BOLT-WASHER, 6X16 .....	3	3	3	3	3	3		
24	90303-KZZ-J00	NUT, CLIP, 6MM .....	2	2	2	2	2	2		
25	93901-22020	SCREW, TAPPING, 3X6 .....	1	1	1	1	1	1		
26	90315-MFL-003	NUT, FLANGE, 3MM .....	1	1	1	1	1	1		
27	95002-02100	CLIP, TUBE(B10) .....	3	3	3	3	3	3		
28	19102-KZZ-J00	TUBE COMP., RESERVE TANK (DRAIN)	1	1	1	1	1	1		
29	95701-06010-00	BOLT, FLANGE, 6X10 .....	3	3	3	3	3	3		
30	96001-06028-00	BOLT, FLANGE, 6X28 .....	2	2	2	2	2	2		





# F-42

# WINDSCREEN



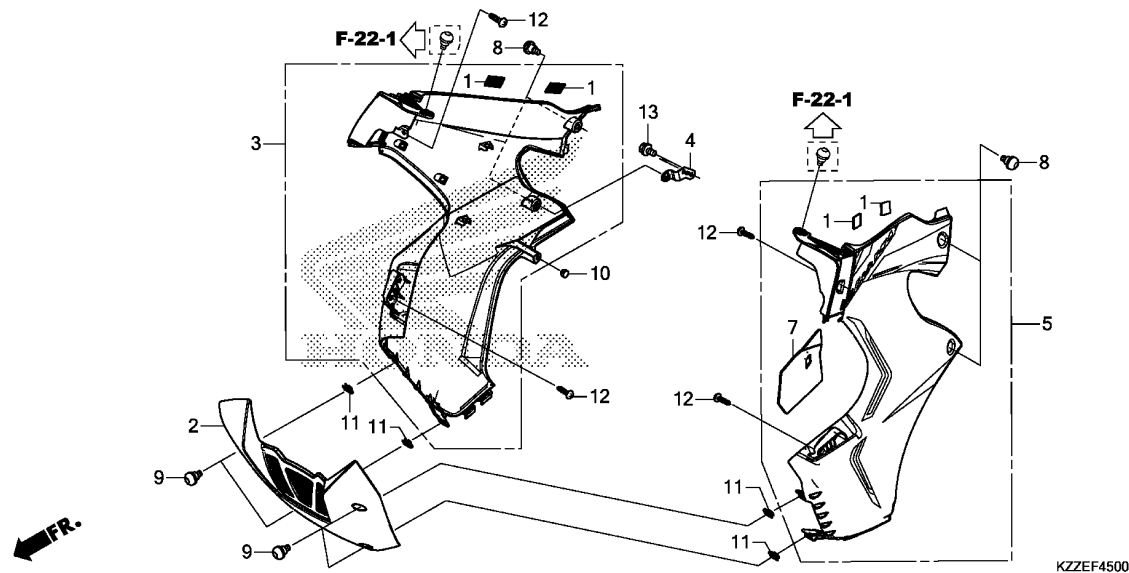
Ref. No.	L.O.N.	(Relative ref. Number) Description	F.R.T.
1	4111Y7	SCREEN, WIND .....	0.1
2	6161G7	STAY, HEADLIGHT .....	0.5
3	4111E3	COVER, FRONT .....	0.3
21	4131Y1	STAY, NUMBER PLATE BRACKET ...	0.4

3

Ref. No.	Part No.	Description	Reqd. QTY						Serial No.	Parts catalogue code
			L	LA	CRF250	RLA	RLA			
			H	H	H	J	H	J		
1	64110-KZZ-J00	WINDSCREEN .....	-	-	1	1	1	1		
2	64501-KZZ-L40	STAY COMP., HEADLIGHT .....	-	-	1	1	-	-	----- IN	
	64501-KZZ-J00	.....	-	-	1	1	-	-	----- LA,PH	
	64501-KZZ-J80	.....	-	-	-	-	1	1	----- ED,KO	
	64501-KZZ-J70	.....	-	-	-	-	1	1	----- U	
3	64510-KZZ-J00	BOX, FR. ....	-	-	1	1	1	1		
4	64520-KZZ-J00	COVER, HEADLIGHT STAY(R.) ...	-	-	1	1	1	1		
5	64521-KZZ-J00	COVER, HEADLIGHT STAY(L.) ...	-	-	1	1	1	1		
6	64530-KZZ-J00	COVER, STAY(CENTER) .....	-	-	1	1	1	1		
7	81212-GF4-000	CAP, RR. CARRIER .....	-	-	4	4	4	4		
8	90111-KW3-003	NUT, COWL SETTING, 5MM .....	-	-	3	3	3	3		
9	90116-SP0-003	CLIP, BUMPER SEAL .....	-	-	1	1	1	1		
10	90117-MGZ-J80	SCREW, PAN, 5X20 .....	-	-	3	3	3	3		
11	90122-MJK-N20	SCREW, SPECIAL, 5X11 .....	-	-	2	2	2	2		
12	90128-KZZ-J00	BOLT, SOCKET, 8X30 .....	-	-	2	2	2	2		
13	90154-MEE-D00	BOLT, SOCKET, 5X12 .....	-	-	2	2	2	2		
14	90307-MJE-D00	NUT, HEX. CAP, 8MM .....	-	-	2	2	2	2		
15	90505-MY6-920	WASHER, 5.4X14X0.5 .....	-	-	3	3	3	3		
16	90507-ZV1-000	WASHER, NYLON, 9MM .....	-	-	3	3	3	3		
17	90677-KAN-T00	NUT, CLIP, 5MM .....	-	-	2	2	2	2		
18	50505-GA7-730	RUBBER, STAND STOPPER .....	-	-	2	2	2	2		
19	17518-MFN-D00	TRIM, FUEL TANK .....	-	-	-	-	1	1		
20	61316-KCJ-661	GUARD, NUMBER PLATE .....	-	-	1	1	-	-	----- IN	
21	64231-KZZ-L40	STAY, FR. NUMBER PLATE .....	-	-	1	1	-	-	----- IN	
22	96300-06012-07	BOLT, FLANGE, 6X12 .....	-	-	4	4	-	-	----- IN	

# F-45

# MIDDLE COWL



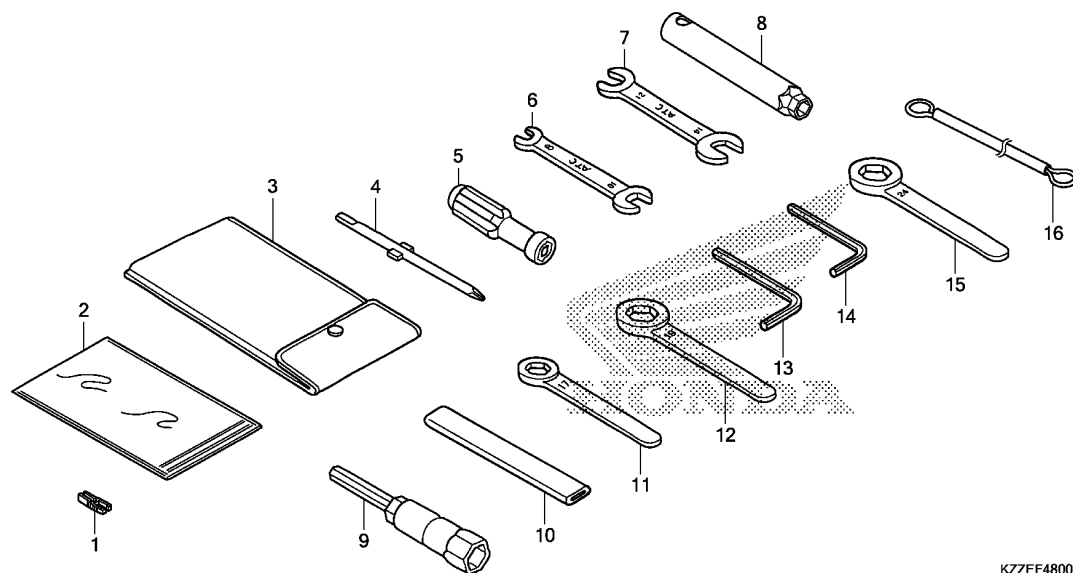
Ref. No.	L.O.N.	(Relative ref. Number) Description	F.R.T.
2	411145	COWL :UNDER .....	0.1
3	4111D4	COWL, MIDDLE :RIGHT .....	0.4
5	4111D3	COWL, MIDDLE :LEFT .....	0.3
	4111D5	COWL, MIDDLE :BOTH .....	0.5

Ref. No.	Part No.	Description	Reqd. QTY						Serial No.	Parts catalogue code
			L	LA	RL	RL	RLA	RLA		
			H	H	H	J	H	J		
1	17581-MGZ-J00	FASTENER B, DUAL LOCK, 20X30	-	-	4	4	4	4		
2	50375-KZZ-J00ZA	COWL, FR. UNDER	-	-	1	1	1	1		
		*NH1*.....BLACK	-	-	1	1	1	1		
3	64300-KZZ-J00ZC	COWL ASSY., R. MIDDLE(WL)	-	-	1	1	1	1		
		*TYPE1 1*.....	-	-	1	1	1	1		
	64300-KZZ-M20ZA	*TYPE1*.....	-	-	-	1	-	1	-----	ED,KO,LA,PH,U
4	64305-KZZ-J00	STAY, R. MIDDLE COWL	-	-	1	1	1	1		
5	64400-KZZ-J00ZB	COWL ASSY., L. MIDDLE(WL)	-	-	1	1	1	1		
		*TYPE1*.....	-	-	1	1	1	1		
	64400-KZZ-M20ZA	*TYPE1*.....	-	-	-	1	-	1	-----	ED,KO,LA,PH,U
7	64436-KZZ-J00	MAT, L. MIDDLE COWL	-	-	1	1	1	1		
8	90133-KPP-T00	SCREW, PAN, 6X14	-	-	4	4	4	4		
9	90134-KPP-T00	SCREW, PAN, 5X14	-	-	4	4	4	4		
10	90572-KV3-300	RUBBER, SEPARATOR MOUNTING	-	-	1	1	1	1		
11	90677-KAN-T00	NUT, CLIP, 5MM	-	-	4	4	4	4		
12	93903-243G0	SCREW, TAPPING, 4X12	-	-	4	4	4	4		
13	96001-06010-07	BOLT, FLANGE, 6X10	-	-	2	2	2	2		



**F-48**

**TOOLS**



KZZEF4800

Ref. L.O.N. (Relative ref. Number) F.R.T.  
No. Description

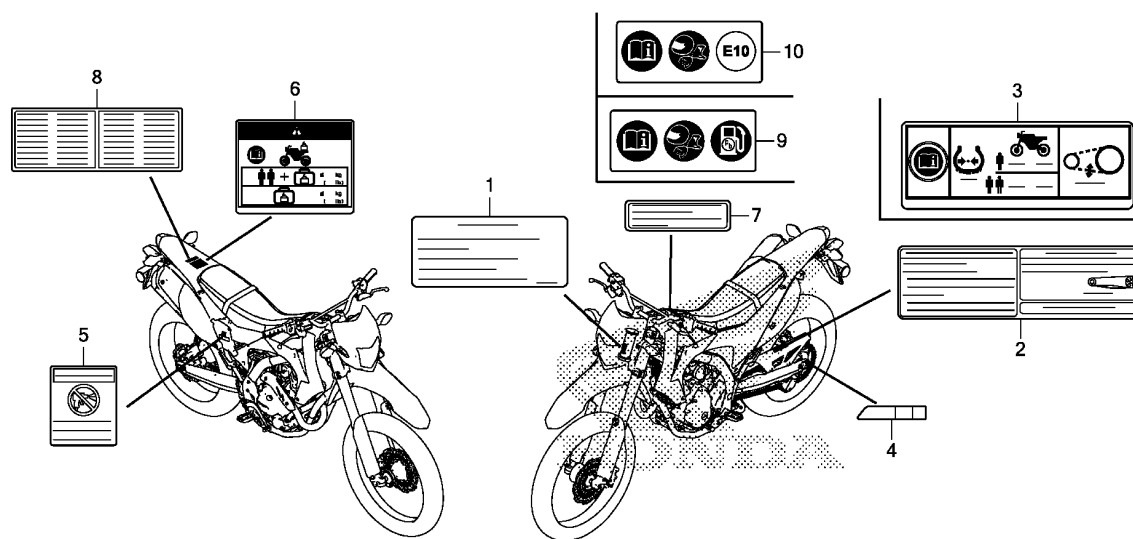
NO INFORMATION .....

**3**

Ref. No.	Part No.	Description	Reqd. QTY						Serial No.	Parts catalogue code
			L	LA	RL	RL	RLA	RLA		
			H	H	H	J	H	J		
1	38235-S04-003	PULLER, MINI FUSE(SUMITOMO) -	1	1	1	1	1	1		
2	77250-KZZ-900	BAG, OWNERS MANUAL .....	1	1	1	1	1	1		
3	89101-MC7-000	BAG, TOOL .....	1	1	1	1	1	1		
4	89102-538-000	DRIVER, SCREW(NO.2 + -) .....	1	1	1	1	1	1		
5	89103-538-000	GRIP .....	1	1	1	1	1	1		
6	89211-KWW-601	SPANNER, 8X10(ATC) .....	1	1	1	1	1	1		
7	89213-KWW-601	SPANNER, 12X14(ATC) .....	1	1	1	1	1	1		
8	89215-KZZ-900	WRENCH, BOX .....	(1)	(1)	(1)	(1)	(1)	(1)		
9	89216-MAT-000	WRENCH, PLUG(16.5) .....	(1)	(1)	(1)	(1)	(1)	(1)		
10	89217-KGH-900	HANDLE, EYE WRENCH .....	(1)	(1)	(1)	(1)	(1)	(1)		
11	89218-MF5-000	WRENCH, EYE, 17MM .....	(1)	(1)	(1)	(1)	(1)	(1)		
12	89219-KWW-601	WRENCH, EYE, 19MM .....	(1)	(1)	(1)	(1)	(1)	(1)		
13	89221-371-000	WRENCH, HEX., 6MM .....	1	1	1	1	1	1		
14	89221-429-000	WRENCH, HEX., 5MM .....	1	1	1	1	1	1		
15	99006-24000	WRENCH, EYE, 24MM .....	(1)	(1)	(1)	(1)	(1)	(1)		
16	77236-KAZ-780	WIRE, HELMET SET .....	-	-	1	1	1	1		

**F-49**

**CAUTION LABEL(CRF250L/LA)**



Ref. L.O.N. (Relative ref. Number) F.R.T.  
No. Description

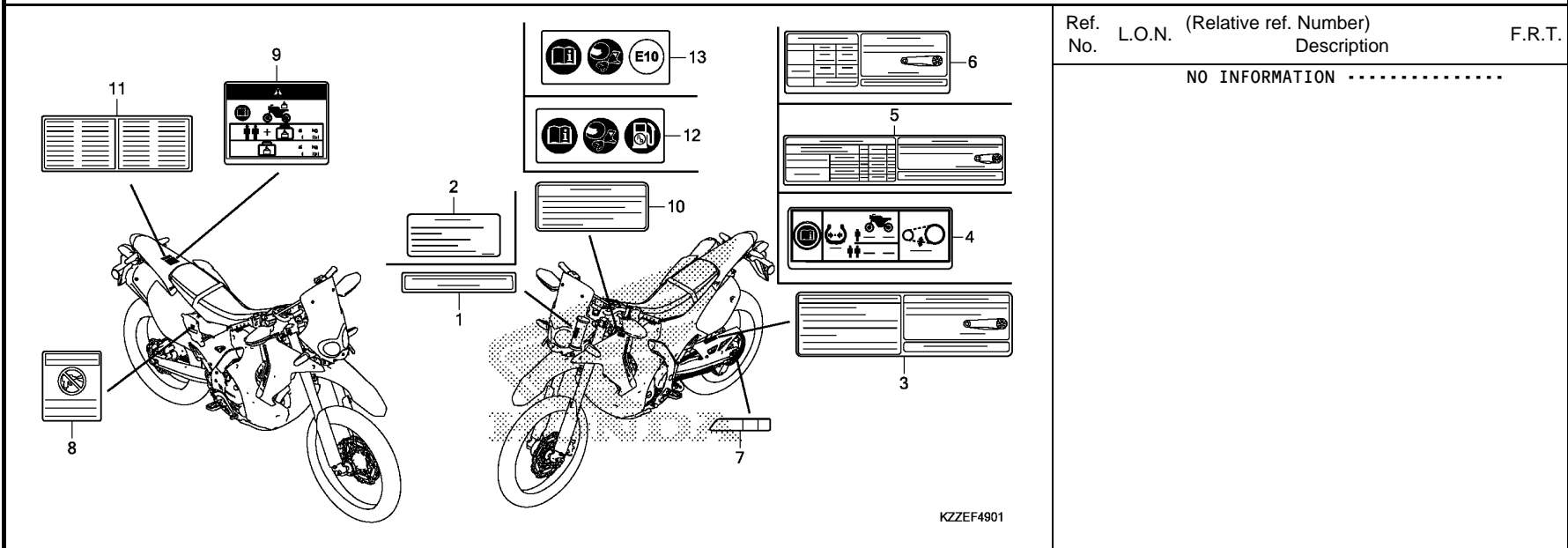
NO INFORMATION .....

KZZEF4900

Ref. No.	Part No.	Description	Reqd. QTY						Serial No.	Parts catalogue code
			L	LA	RL	RL	RLA	RLA		
			H	H	H	J	H	J		
1	87125-KZZ-G60	LABEL, MANUFACTURER .....	-	1	-	-	-	-	-----	ED
2	87505-KZZ-D31	LABEL, TIRE & DRIVE CHAIN (SPANISH)	1	-	-	-	-	-	-----	LA
	87505-KZZ-F01	LABEL, TIRE & DRIVE CHAIN ...	1	-	-	-	-	-	-----	PH
3	87505-KZZ-G41	LABEL, TIRE & DRIVE CHAIN (PICTOGRAPH)	1	1	-	-	-	-	-----	ED,U
4	87508-MJJ-D31	LABEL, CHAIN ADJUSTER .....	1	1	-	-	-	-	-----	
5	87509-KWS-840	LABEL, AIR CLEANER ELEMENT NOTICE (SPANISH)	1	-	-	-	-	-	-----	LA
	87509-KWP-900	LABEL, AIR CLEANER ELEMENT NOTICE	1	-	-	-	-	-	-----	PH
6	87512-KZZ-930	LABEL, ACCESSORIES & LOADING (PICTOGRAPH)	-	1	-	-	-	-	-----	ED
7	87560-MAK-690	LABEL, DRIVE (SPANISH) .....	1	-	-	-	-	-	-----	LA
8	87560-MZ1-620	LABEL, FRENCH TRANSLATION ...	-	1	-	-	-	-	-----	ED
9	87586-MGN-D00	LABEL, FUEL & DRIVE (PICTOGRAPH)	1	1	-	-	-	-	-----	PH,U
10	87586-MJN-D10	LABEL, FUEL & DRIVE (PICTOGRAPH)	-	1	-	-	-	-	-----	ED

# F-49-1

# CAUTION LABEL(CRF250RL/RLA)



Ref. No.	L.O.N.	(Relative ref. Number)	Description	F.R.T.
NO INFORMATION .....				

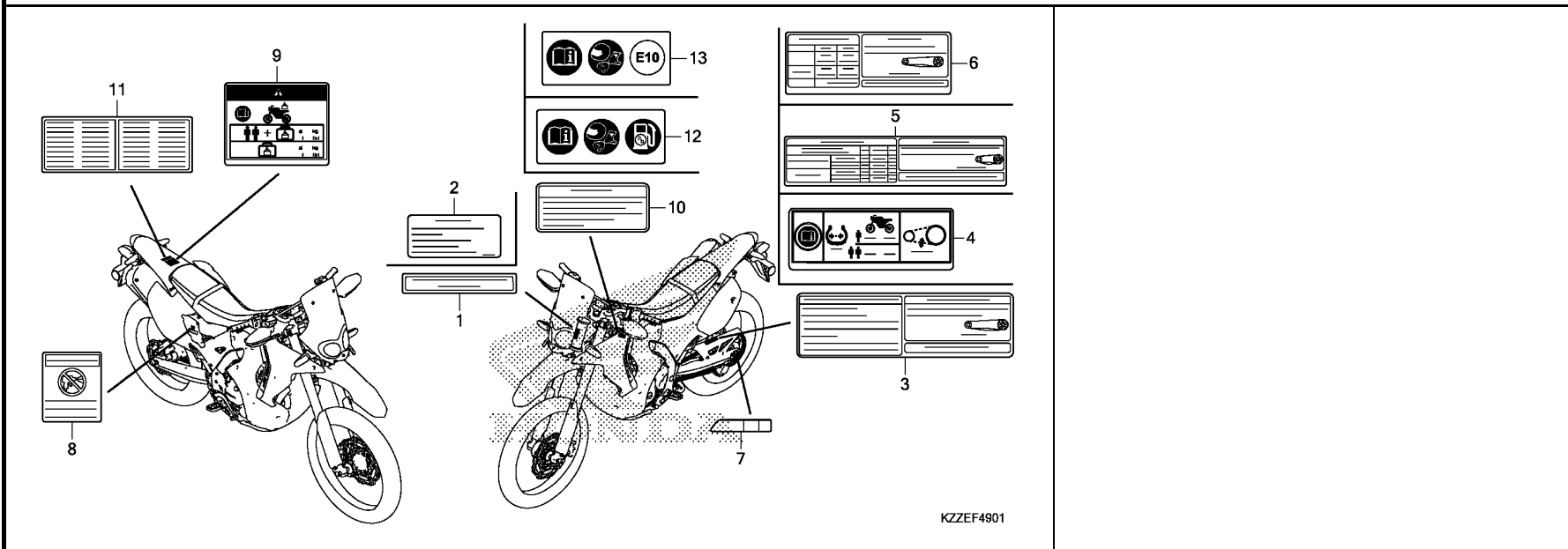
KZZEF4901

3

Ref. No.	Part No.	Description	Reqd. QTY						Serial No.	Parts catalogue code
			L	LA	RL	RL	RLA	RLA		
			H	H	H	J	H	J		
1	87125-GB0-900	PLATE, NAME .....	-	-	-	-	1	1	-----	KO
2	87125-KZZ-G60	LABEL, MANUFACTURER .....	-	-	-	-	1	1	-----	ED
3	87505-KZZ-J30	LABEL, TIRE & DRIVE CHAIN (SPANISH)	-	-	1	1	-	-	-----	LA
	87505-KZZ-J60	LABEL, TIRE & DRIVE CHAIN ...	-	-	1	1	-	-	-----	PH
4	87505-KZZ-J80	LABEL, TIRE & DRIVE CHAIN (PICTOGRAPH)	-	-	-	-	1	1	-----	ED,U
5	87505-KZZ-L40	LABEL, TIRE & DRIVE CHAIN (INDONESIAN)	-	-	1	1	-	-	-----	IN
6	87505-KZZ-L60	LABEL, TIRE & DRIVE CHAIN (KOREAN)	-	-	-	-	1	1	-----	KO
7	87508-MJJ-D31	LABEL, CHAIN ADJUSTER .....	-	-	1	1	1	1	-----	
8	87509-KWW-A40	LABEL, AIR CLEANER ELEMENT NOTICE(INDONESIAN)	-	-	1	1	-	-	-----	IN
	87509-KWS-840	LABEL, AIR CLEANER ELEMENT NOTICE(SPANISH)	-	-	1	1	-	-	-----	LA
	87509-KWP-900	LABEL, AIR CLEANER ELEMENT NOTICE	-	-	1	1	-	-	-----	PH
9	87512-KZZ-930	LABEL, ACCESSORIES & LOADING (PICTOGRAPH)	-	-	-	-	1	1	-----	ED
10	87560-KVB-930	LABEL, DRIVE CAUTION (INDONESIAN)	-	-	1	1	-	-	-----	IN
	87560-MAK-690	LABEL, DRIVE(SPANISH) .....	-	-	1	1	-	-	-----	LA
	87560-MBR-871	LABEL, DRIVE CAUTION(KOREAN)	-	-	-	-	1	1	-----	KO
11	87560-MZ1-620	LABEL, FRENCH TRANSLATION ...	-	-	-	-	1	1	-----	ED
12	87586-MGN-D00	LABEL, FUEL & DRIVE (PICTOGRAPH)	-	-	1	1	1	1	-----	PH,U

**F-49-1**

**CAUTION LABEL(CRF250RL/RLA)**



KZZEF4901

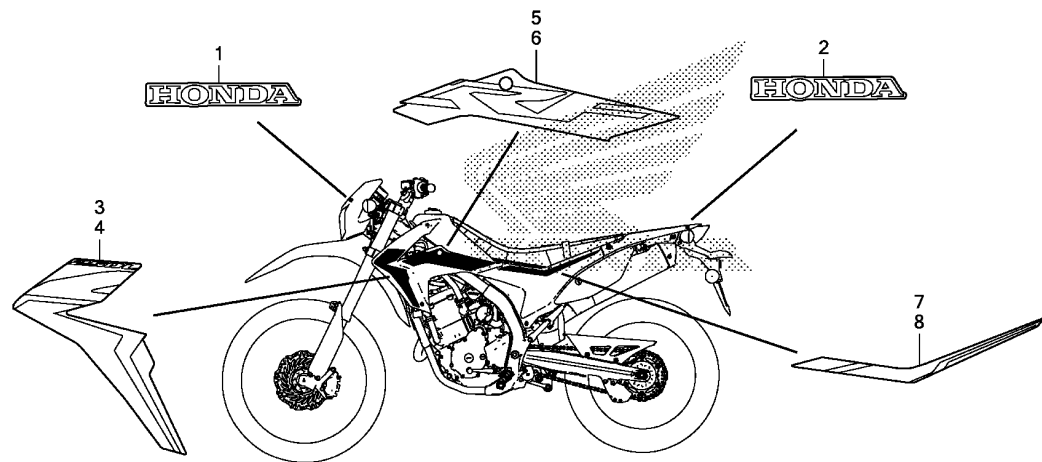
Ref. No.	Part No.	Description	Reqd. QTY						Serial No.	Parts catalogue code
			L	LA	RL	RL	RLA	RLA		

13	87586-MJN-D10	LABEL, FUEL & DRIVE (PICTOGRAPH)	-	-	-	-	1	1	----- ED
----	---------------	-------------------------------------	---	---	---	---	---	---	----------

**3**

**F-50**

**MARK/STRIPE(CRF250L/LA)**



KZZEF5000

Ref. No.	L.O.N.	(Relative ref. Number)	Description	F.R.T.
----------	--------	------------------------	-------------	--------

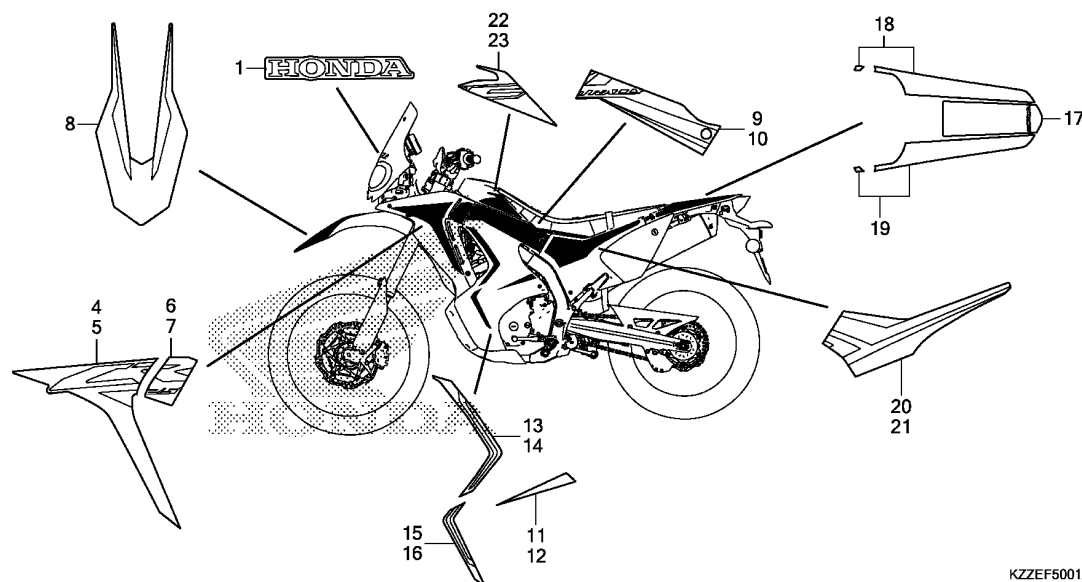
NO INFORMATION .....

**3**

Ref. No.	Part No.	Description	Reqd. QTY						Serial No.	Parts catalogue code
			L	LA	RL	RL	RLA	RLA		
			H	H	H	J	H	J		
1	86101-KZZ-900ZC	MARK, HONDA (70MM) *TYPE1*..... (FOR FR.)	1	1	-	-	-	-		
2	86102-KZZ-L30ZA	MARK, HONDA (70MM) *TYPE1*..... (FOR RR.)	1	1	-	-	-	-		
3	86191-KZZ-D10ZA	STRIPE, R. FR. SHROUD *TYPE1*.....	1	1	-	-	-	-		
4	86192-KZZ-D10ZA	STRIPE, L. FR. SHROUD *TYPE1*.....	1	1	-	-	-	-		
5	86193-KZZ-D10ZA	STRIPE, R. RR. SHROUD *TYPE1*.....	1	1	-	-	-	-		
6	86194-KZZ-D10ZA	STRIPE, L. RR. SHROUD *TYPE1*.....	1	1	-	-	-	-		
7	86831-KZZ-D10ZA	STRIPE, R. SIDE COVER *TYPE1*.....	1	1	-	-	-	-		
8	86832-KZZ-D10ZA	STRIPE, L. SIDE COVER *TYPE1*.....	1	1	-	-	-	-		

# F-50-1

# MARK/STRIPE(CRF250RL/RLA)



KZZEF5001A

Ref. L.O.N. (Relative ref. Number) F.R.T.  
No. Description

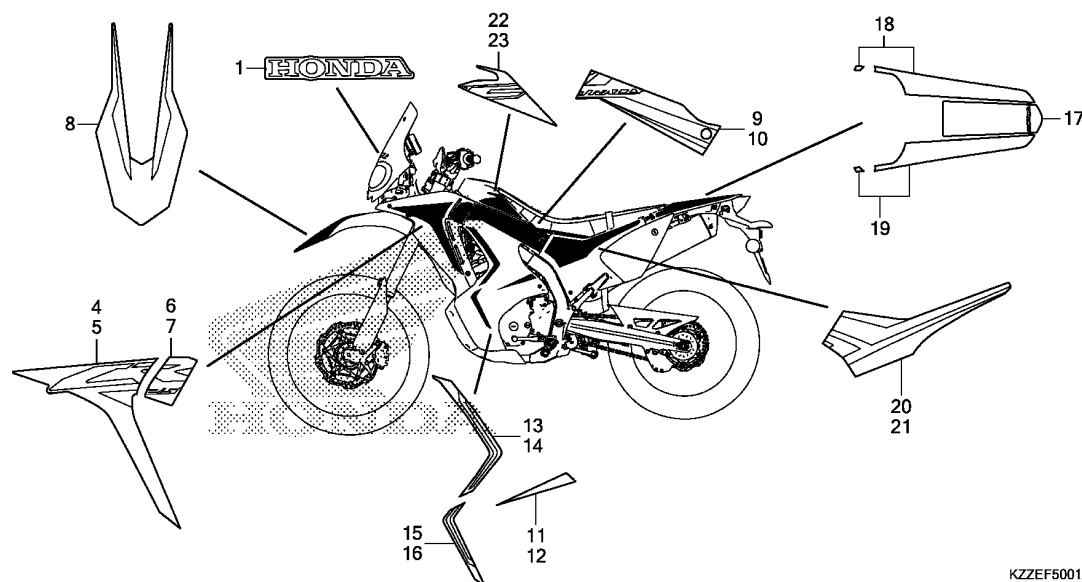
NO INFORMATION .....

Ref. No.	Part No.	Description	Reqd. QTY						Serial No.	Parts catalogue code
			L	LA	RL	RL	RLA	RLA		
			H	H	H	J	H	J		
1	86102-KZZ-900ZC	MARK, HONDA(70MM) *TYPE1*	-	-	1	1	1	1		
4	86191-KZZ-J00ZA	STRIPE A, R. FR. SHROUD *TYPE1*	-	-	1	1	1	1		
	86191-KZZ-M20ZA	*TYPE1*	-	-	-	1	-	1	-----	ED,KO,LA,PH,U
5	86192-KZZ-J00ZA	STRIPE A, L. FR. SHROUD *TYPE1*	-	-	1	1	1	1		
	86192-KZZ-M20ZA	*TYPE1*	-	-	-	1	-	1	-----	ED,KO,LA,PH,U
6	86193-KZZ-J00ZA	STRIPE B, R. FR. SHROUD *TYPE1*	-	-	1	1	1	1		
	86193-KZZ-M20ZA	*TYPE1*	-	-	-	1	-	1	-----	ED,KO,LA,PH,U
7	86194-KZZ-J00ZA	STRIPE B, L. FR. SHROUD *TYPE1*	-	-	1	1	1	1		
	86194-KZZ-M20ZA	*TYPE1*	-	-	-	1	-	1	-----	ED,KO,LA,PH,U
8	86611-KZZ-J00ZA	STRIPE, FR. FENDER *TYPE1*	-	-	1	1	1	1		
	86611-KZZ-M20ZA	*TYPE1*	-	-	-	1	-	1	-----	ED,KO,LA,PH,U
9	86641-KZZ-J00ZA	STRIPE A, R. MIDDLE COWL *TYPE1*	-	-	1	1	1	1		
	86641-KZZ-M20ZA	*TYPE1*	-	-	-	1	-	1	-----	ED,KO,LA,PH,U
10	86642-KZZ-J00ZA	STRIPE A, L. MIDDLE COWL *TYPE1*	-	-	1	1	1	1		
	86642-KZZ-M20ZA	*TYPE1*	-	-	-	1	-	1	-----	ED,KO,LA,PH,U
11	86643-KZZ-J00ZA	STRIPE B, R. MIDDLE COWL *TYPE1*	-	-	1	1	1	1		
	86643-KZZ-M20ZA	*TYPE1*	-	-	-	1	-	1	-----	ED,KO,LA,PH,U



# F-50-1

# MARK/STRIPE(CRF250RL/RLA)

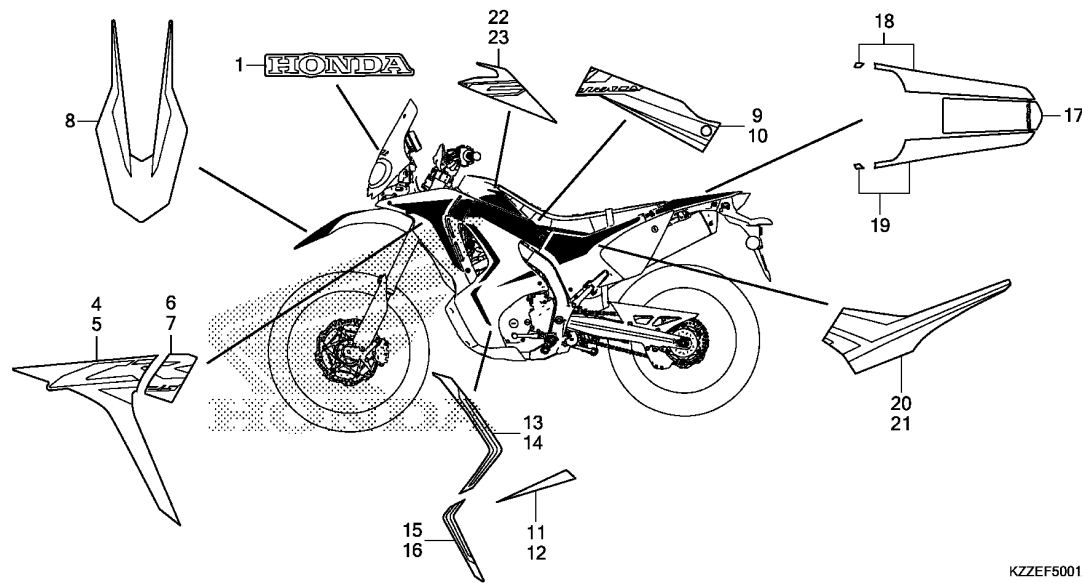


KZZEF5001A

Ref. No.	Part No.	Description	Reqd. QTY						Serial No.	Parts catalogue code
			L	LA	CRF250	RLA	RLA			
			H	H	RL	RL	H	J		
12	86644-KZZ-J00ZA	STRIPE B, L. MIDDLE COWL	-	-	1	1	1	1		
		*TYPE1*	-	-	-	1	-	1	----- ED,KO,LA,PH,U	
	86644-KZZ-M20ZA	*TYPE1*	-	-	-	1	-	1		
13	86645-KZZ-J00ZA	STRIPE C, R. MIDDLE COWL	-	-	1	1	1	1		
		*TYPE1*	-	-	-	1	-	1	----- ED,KO,LA,PH,U	
	86645-KZZ-M20ZA	*TYPE1*	-	-	-	1	-	1		
14	86646-KZZ-J00ZA	STRIPE C, L. MIDDLE COWL	-	-	1	1	1	1		
		*TYPE1*	-	-	-	1	-	1	----- ED,KO,LA,PH,U	
	86646-KZZ-M20ZA	*TYPE1*	-	-	-	1	-	1		
15	86647-KZZ-J00ZA	STRIPE D, R. MIDDLE COWL	-	-	1	1	1	1		
		*TYPE1*	-	-	-	1	-	1	----- ED,KO,LA,PH,U	
	86647-KZZ-M20ZA	*TYPE1*	-	-	-	1	-	1		
16	86648-KZZ-J00ZA	STRIPE D, L. MIDDLE COWL	-	-	1	1	1	1		
		*TYPE1*	-	-	-	1	-	1	----- ED,KO,LA,PH,U	
	86648-KZZ-M20ZA	*TYPE1*	-	-	-	1	-	1		
17	86801-KZZ-J00ZA	STRIPE, RR. FENDER	-	-	1	1	1	1		
		*TYPE1*	-	-	-	1	-	1	----- ED,KO,LA,PH,U	
	86801-KZZ-M20ZA	*TYPE1*	-	-	-	1	-	1		
18	86803-KZZ-J00ZA	STRIPE, R. RR. FENDER	-	-	1	1	1	1		
		*TYPE1*	-	-	-	1	-	1	----- ED,KO,LA,PH,U	
	86803-KZZ-M20ZA	*TYPE1*	-	-	-	1	-	1		
19	86804-KZZ-J00ZA	STRIPE, L. RR. FENDER	-	-	1	1	1	1		
		*TYPE1*	-	-	-	1	-	1	----- ED,KO,LA,PH,U	
	86804-KZZ-M20ZA	*TYPE1*	-	-	-	1	-	1		
20	86831-KZZ-J00ZA	STRIPE, R. SIDE COVER	-	-	1	1	1	1		
		*TYPE1*	-	-	-	1	-	1	----- ED,KO,LA,PH,U	
	86831-KZZ-M20ZA	*TYPE1*	-	-	-	1	-	1		

# F-50-1

# MARK/STRIPE(CRF250RL/RLA)



KZZEF5001A

Ref. No.	Part No.	Description	Reqd. QTY						Serial No.	Parts catalogue code
			L	LA	RL	RL	RLA	RLA		
			H	H	H	J	H	J		
21	86832-KZZ-J00ZA	STRIPE, L. SIDE COVER	-	-	1	1	1	1		
		*TYPE1*	-	-	-	1	-	1	-----	ED,KO,LA,PH,U
22	86171-KZZ-J00ZA	STRIPE, R. FUEL TANK	-	-	1	1	1	1		
		*TYPE1*	-	-	-	1	-	1	-----	ED,KO,LA,PH,U
23	86172-KZZ-J00ZA	STRIPE, L. FUEL TANK	-	-	1	1	1	1		
		*TYPE1*	-	-	-	1	-	1	-----	ED,KO,LA,PH,U





# PART NO. INDEX

Part Number	Page	Ref.	Part Number	Page	Ref.	Part Number	Page	Ref.	Part Number	Page	Ref.	Part Number	Page	Ref.
19241-KZZ-D20	65	15	24321-KYJ-900	83	5	32000			34000			37130-KZZ-G81	90	3
19300-KGF-911	53	8	24410-KYJ-900	83	6							37130-KZZ-J01	90	3
19321-KZZ-900	53	9	24430-KGH-901	83	7	32100-KZZ-D50	142	7	34901-KWR-003	88	3	37130-KZZ-J71	90	3
19509-MM5-003	127	17	24435-KYJ-900	83	8	32100-KZZ-G40	142	7	34904-MGZ-J01	137	11	37130-KZZ-J81	90	3
19517-ML7-691	149	21	24610-KYJ-900	83	9	32100-KZZ-J30	144	7	34906-KSS-C01	139	7	37215-KZZ-D20	90	4
			24651-KRM-840	83	10	32100-KZZ-J70	144	7	34906-MGZ-J01	137	12			
22000			24652-KRM-840	83	11	32100-KZZ-J80	144	7				42000		
			24700-KZZ-J00	129	1	32103-KZZ-J00	144	8						
			24781-KZZ-J00	129	2	32103-KZZ-J80	144	8	35000					
22100-KZZ-901	67	1				32111-KZZ-D20	146	1	35010-KZZ-D20	100	1	37222-MCS-G00	121	1
22116-KYJ-900	67	2				32161-404-000	144	9	35010-KZZ-J00	100	1	37244-MM4-000	142	11
22121-KZZ-901	67	3	28000			32401-KZZ-900	143	33	35100-KZZ-D21	100	2		144	14
22125-KZZ-901	67	4							35100-KZZ-J01	100	2	37610-K26-901	90	6
22201-MGZ-J01	67	5	28110-KYJ-900	69	1				35101-KZZ-901	100	3	37620-MGZ-A02	90	7
22202-KZZ-901	67	6	28125-KYJ-901	69	2	32406-MFF-D00	143	34	35101-KZZ-J01	100	3	37700-KZZ-901	74	7
222321-KYJ-902	67	7	28130-KYJ-900	69	3				35121-MAS-G01	100	4	37800-KZZ-D21	114	18
22322-KZZ-901	67	8	28132-MK5-000	69	4	32410-KZZ-900	141	3	35130-KZZ-D21	93	4	37800-KZZ-J01	116	21
22350-KYJ-902	67	9				32414-GAG-000	143	35	35130-KZZ-J01	93	4	37870-KRJ-901	53	14
22401-KYJ-902	67	10	30000						35160-KVS-751	142	9			
22402-KZZ-902	67	11				32601-KZZ-900	141	4				38000		
22810-KZZ-900	65	16	30510-KZZ-901	142	1	32605-GEV-761	144	10	35161-KZZ-900	142	10	38110-KYJ-901	142	12
22815-KM7-700	65	17				32606-GEV-761	142	8					144	15
22821-KZZ-900	65	18	30520-GFM-900	142	2				35200-KZZ-921	93	5	38235-S04-003	152	1
22847-KZZ-900	67	12							35200-KZZ-J02	93	5	38301-KYJ-641	142	13
22870-KZZ-D20	93	3	30700-KZZ-901	142	3	33000			35205-KZZ-J80	146	2	38301-KZZ-J01	144	16
22870-KZZ-J00	93	3							35206-KZZ-J00	146	3	38306-KK4-000	142	14
22875-KZZ-J00	101	22				33100-KZZ-J01	89	1	35240-KZZ-G41	94	24	38501-KWN-901	142	15
			31000			33110-KZZ-D11	88	1	35240-KZZ-J81	94	24		144	17
23000						33112-KWR-003	88	2	35241-KZZ-J80	94	25	38506-KZZ-900	142	16
			31110-KZZ-D21	71	1	33400-KZZ-D21	137	1	35242-KZZ-J80	94	26		144	18
23121-K33-D01	76	8	31120-KZZ-901	71	2	33400-KZZ-J01	138	1	35243-KZZ-J80	94	27	38510-KZZ-J81	111	15
23211-KZZ-900	80	1	31200-KZZ-901	72	1	33400-KZZ-L41	138	1	35330-MK5-003	93	6	38517-MGE-003	106	17
23212-KYJ-900	80	2	31201-MEW-921	72	2	33402-MGS-D31	137	2	35340-MGS-D31	95	1	38520-KZZ-G41	106	18
23221-KZZ-901	80	3	31202-MEW-921	72	3	33404-MGS-J32	137	3		96	1	38520-KZZ-J81	106	18
23411-KZZ-900	80	4	31203-MEW-921	72	4	33405-MKA-D81	137	4		96	1	38525-KZZ-J80	106	19
23412-KYJ-900	80	5	31204-MEW-921	72	5	33411-K15-920	138	2	35350-KZZ-J01	129	3	38526-KZZ-J80	96	2
23421-KZZ-900	80	6	31205-HP5-601	72	6	33412-KZZ-J00	138	3	35357-KZZ-900	129	4	38581-671-003	114	22
23431-KZZ-900	80	7	31206-MEW-921	72	7	33412-MGS-D30	137	5	35451-KVZ-630	125	5	38581-679-003	117	28
23432-KYJ-900	80	8	31207-HP5-601	72	8	33413-KZZ-J00	138	4	35600-HA0-003	74	6	38770-KZZ-J81	142	17
23441-KZZ-900	80	9	31208-MEW-921	72	9	33413-MGS-D30	137	6	35700-KZZ-901	131	1		145	19
23451-KZZ-900	80	10	31209-MEW-921	72	10	33414-KZZ-J00	138	5	35850-MT4-003	141	5	38770-KZZ-L41	142	17
23452-KYJ-900	80	11	31210-MEW-921	72	11	33415-KZZ-J00	138	6	35856-MT3-000	141	6		144	19
23471-KZZ-900	80	12	31500-KZZ-J01	141	1	33416-KZZ-J00	138	7				38770-KZZ-L61	145	19
23472-KYJ-900	80	13	31500-KZZ-J31	141	1	33450-KZZ-D21	137	7				38770-KZZ-L71	142	17
23481-KZZ-D20	80	14	31500-KZZ-J81	141	1	33450-KZZ-J01	138	8	36000				144	19
23482-KYJ-900	80	15	31500-KZZ-L41	141	1	33450-KZZ-L41	138	8	36162-HW5-901	126	13	38771-KTY-D30	142	18
23491-KZZ-D20	80	16	31500-KZZ-L61	141	1	33452-KZZ-J00	138	9	36450-KVZ-631	125	6		145	20
23501-KZZ-D20	80	17	31510-KZZ-J00	141	2	33454-MGS-J32	137	8	36531-KZZ-J01	127	18			
23502-KYJ-900	80	18	31511-KCZ-J60	123	15	33456-KZZ-J00	138	10				40000		
23511-KZZ-D20	80	19	31511-KE2-850	123	16	33600-KZZ-J01	138	11						
23801-KYJ-900	80	20	31511-KZZ-900	123	17	33600-KZZ-J11	137	9	37000			40510-KZZ-900	132	1
23801-KYJ-901	80	20	31600-KVK-901	142	4	33650-KZZ-J01	138	12	37100-KZZ-D21	90	1	40515-KZZ-960	147	39
23802-KYJ-900	80	21	31600-KZZ-J01	144	4	33650-KZZ-J11	137	10	37100-KZZ-G41	90	1	40516-KZZ-960	147	40
			31700-MM8-610	144	5	33703-KZZ-J01	139	1	37100-KZZ-G81	90	1	40530-KZZ-901	133	27
24000						33704-KZZ-J01	139	2	37100-KZZ-J01	90	1	40540-KYJ-902	132	2
			31730-MAS-601	142	6	33705-KZZ-J01	139	3	37100-KZZ-J71	90	1	40544-KZZ-900	112	2
24211-KZZ-900	83	1				33720-KZZ-J01	139	4	37100-KZZ-J81	90	1	40545-KYJ-902	132	3
24212-KZZ-900	83	2	31916-MEH-003	53	10	33741-KPL-902	139	5	37104-MGZ-D00	90	2			
24213-KZZ-900	83	3				33741-KTG-U01	139	6	37130-KZZ-D21	90	3	43468-KZZ-J00	109	3
24301-KYJ-900	83	4							37130-KZZ-G41	90	3	43468-MJL-D70	110	32
												43503-KS6-701	109	4
												43504-MB2-006	109	5
												43510-KZZ-901	109	6
												43511-KW7-881	109	7
												43512-KZZ-901	109	8
												43513-KTY-C01	109	9
												43514-KS6-701	109	10
												43516-MR5-000	125	7
												43517-KS6-701	109	11



# PART NO. INDEX

Part Number	Page	Ref.	Part Number	Page	Ref.	Part Number	Page	Ref.	Part Number	Page	Ref.	Part Number	Page	Ref.	Part Number	Page	Ref.
43520-MJ6-315	109	12		102	1	50615-KZZ-900	146	13	52000			57000			77236-KAZ-780	122	2
43530-KZZ-901	109	13	45504-410-003	95	3	50615-KZZ-A20	146	13							77250-KZZ-900	152	16
43950-KZZ-900	129	5		96	7	50616-KZZ-900	130	2	52101-KZZ-900	132	4	57101-MER-D21	98	1	77302-473-000	125	8
44000			45510-KZZ-901	95	4	50617-KZZ-900	130	3	52131-KZZ-900	132	5	57103-SDA-003	98	2		142	19
				96	8	50618-KZZ-900	130	4	52141-KZZ-900	132	6	57110-KZZ-J82	98	3		145	21
44301-KZZ-J00	107	3	45513-HA2-006	95	5	50639-KZZ-900	130	5	52144-356-005	132	7				77302-KW7-900	89	7
44310-KZZ-J00	107	4		96	9	50642-KZZ-900	130	6	52146-KV6-010	132	8	61000					
44515-KZZ-J80ZA	108	17	45517-166-006	95	6	50710-KCZ-J71	146	14	52147-KV6-010	132	9	61000-KZZ-J00ZB	103	1	80000		
44515-KZZ-J80ZB	108	17		96	10	50711-KZZ-900	130	7	52161-KZZ-900	132	10	61000-KZZ-M20ZA	103	1			
44620-KZZ-J00	107	5	45518-MEN-J01	95	7	50713-KZZ-900	130	8	52161-KZZ-920	147	38	61101-KZZ-900	103	2	80010-KZZ-D10ZC	136	6
44635-KZZ-J00	107	6		96	11				52170-KZZ-900	132	11	61103-357-000	88	4	80010-KZZ-J00ZB	136	6
44650-KZZ-D20	107	7	45520-GW0-911	109	14	51000			52171-KR6-000	132	12	61103-KZZ-J00	89	2	80010-KZZ-M20ZB	136	6
44650-KZZ-J00	107	7	45520-MG7-006	95	8	51400-KZZ-306	104	3	52171-MAN-620	132	13	61104-KZZ-900	88	5	80105-KZZ-900	123	18
44701-KZZ-901	107	8		96	12	51400-KZZ-D21	104	3	52200-KZZ-900	132	14	61104-KZZ-900ZD	88	6	80110-KZZ-J00	139	8
44701-KZZ-H51	107	8	45521-GW0-911	109	15	51400-KZZ-D21	104	3	52400-KZZ-306	134	1	61140-KZZ-900ZD	88	6	80115-KZZ-J00	139	9
44701-KZZ-H52	107	8	45521-HA2-006	95	9	51401-KZZ-J01	104	4	52400-KZZ-D11	134	1	61140-KZZ-J00ZA	89	4	80150-KZZ-307	136	8
44711-KZZ-901	107	9		96	13	51401-KZZ-J01	104	4	52400-KZZ-D31	134	1	61146-KZZ-J00	89	6			
44711-KZZ-902	107	9	45523-KA3-731	95	10	51402-KZZ-J01	105	31	52400-KZZ-G41	134	1	61150-KZZ-J00	102	6	81000		
44712-KAE-005	107	10		96	14	51410-KZZ-305	104	5	52400-KZZ-J11	134	1	61200-KZZ-900ZB	103	3			
44712-KAE-015	107	10	45530-471-831	95	11	51410-KZZ-D21	104	5	52400-KZZ-J31	134	1	61315-KZZ-D20	90	8	81212-GF4-000	150	7
44713-KZZ-901	107	11		96	15	51410-KZZ-D21	104	5	52400-KZZ-J81	134	1	61315-KZZ-G40	90	8			
45000						51410-KZZ-J01	104	5	52400-KZZ-L61	134	1	61316-KCJ-661	150	20	83000		
			46000			51412-KA4-711	104	6	52462-KPS-900	134	2	61325-KZZ-G40	101	23	83500-KZZ-D10ZA	121	3
						51412-KZZ-901	104	7	52462-KZZ-900	134	3	61328-MJ6-000	90	9	83500-KZZ-J00ZA	122	3
45108-KPH-951	106	6	46182-MEL-D21	109	16	51414-MFN-D01	104	8	52464-KPE-900	134	4	61330-KZZ-900	88	8	83500-KZZ-M20ZA	122	3
45111-MAJ-G41	106	7	46392-TF0-003	99	5	51415-MGP-D01	104	9	52465-KZZ-900	134	5				83511-KZZ-J00	122	6
			46500-KZZ-900	129	6	51419-KZZ-901	104	10	52472-KZZ-900	134	6	64000			83512-KZZ-900	127	19
			46504-KV6-702	109	17	51425-KZZ-305	104	11	52475-KZZ-900	134	7	64110-KZZ-J00	150	1	83512-KZZ-J00	116	22
45120-KZZ-A21	107	16	46511-KZ4-J00	129	7	51425-KZZ-D21	104	11	52475-KZZ-J00	134	7	64231-KZZ-L40	150	21	83545-KZZ-J00	139	10
45124-KZZ-G41	96	3	46525-KK0-003	129	8	51425-KZZ-J01	104	11				64266-MG9-770	136	2	83551-300-000	147	16
45124-KZZ-J01	95	2				51426-KZZ-901	104	12	53000			64300-KZZ-J00ZC	151	3	83551-GE2-000	121	4
45124-KZZ-J81	96	3	50000			51426-KZZ-D21	105	21	53100-KZZ-J00	100	6	64300-KZZ-M20ZA	151	3			
45125-KZZ-901	95	2				51426-KZZ-G41	105	21	53131-KZZ-900	100	7	64305-KZZ-J00	151	4	83600-KZZ-D10ZA	121	5
45125-KZZ-J80	99	3	50100-KZZ-D20ZB	146	4	51426-KZZ-J01	105	21	53131-KZZ-A20	100	7	64341-KWW-A00	147	43	83600-KZZ-J00ZA	122	9
45126-KZZ-J80	99	4	50100-KZZ-G40ZA	146	4	51426-KZZ-J81	105	21	53140-KZZ-900	93	7	64400-KZZ-J00ZB	151	5	83600-KZZ-J00ZC	122	9
45127-KZZ-G41	96	4	50100-KZZ-J00ZB	146	4	51430-KZZ-D21	104	13	53150-KZZ-900	93	8	64400-KZZ-M20ZA	151	5	83600-KZZ-M20ZA	122	9
45127-KZZ-J81	96	4	50100-KZZ-J80ZB	146	4	51430-KZZ-J01	104	13	53172-KZZ-900	93	9	64436-KZZ-J00	151	7	83602-KZZ-900ZB	121	6
45131-GZ0-006	106	8	50175-KZZ-900	146	5	51447-KA4-711	104	14	53174-KZZ-900	93	10	64465-KZZ-J00	136	3	83602-KZZ-J00ZA	122	10
45132-166-016	106	9	50200-KZZ-D20ZB	146	6	51456-KZZ-901	105	17	53175-KZZ-900	95	12	64501-KZZ-J00	150	2	83602-KZZ-J00ZB	122	10
			50200-KZZ-J00ZB	146	6	51451-MAJ-G41	104	16				64501-KZZ-J70	150	2	83603-KZZ-900	121	7
45133-MA3-006	106	10	50351-KZZ-D20	146	7	51456-KZZ-901	105	17	53176-KZZ-901	95	13	64501-KZZ-J80	150	2	83603-KZZ-J00	122	11
			50351-KZZ-J00	147	41	51476-MFB-003	105	18				64510-KZZ-L40	150	2	83604-KZZ-900	121	8
45150-KZZ-902	106	11	50355-KZZ-900	146	8	51490-KZZ-J01	105	19	53177-KZZ-900	93	11	64510-KZZ-J00	150	3	83607-KZZ-900	121	9
45150-KZZ-A22	106	11	50361-KZZ-900	146	9	51500-KZZ-306	105	20	53178-KZZ-900	93	12	64520-KZZ-J00	150	4			
45181-KZZ-G40	96	5	50375-KZZ-J00ZA	151	2	51500-KZZ-D21	105	20	53192-268-000	93	13	64521-KZZ-J00	150	5	83643-355-300	136	9
45181-KZZ-J80	96	5	50376-KZZ-J00	146	10	51500-KZZ-G41	105	20	53208-KCH-900	100	8	64530-KZZ-J00	150	6	83701-KZZ-900	121	10
45182-KZZ-J80	96	6	50383-KZZ-900	141	7	51500-KZZ-J01	105	20	53214-KZZ-901	102	2				83905-KZZ-900	121	11
45190-KZZ-901	106	12	50401-KZZ-J00	146	11	51500-KZZ-J81	105	20	53214-KZZ-901	102	2	77000					
45190-KZZ-A21	106	16	50402-KZZ-D20	146	12	51525-KZZ-305	105	21	53219-KZZ-900	102	4	77200-KZZ-900ZD	120	1	84000		
45203-MCC-006	111	13	50402-KZZ-G40	147	42	51610-KZZ-D20ZA	105	22	53219-KZZ-A20	102	4	77200-KZZ-A20ZA	120	1			
45215-KPH-951	106	13	50505-GA7-730	150	18	51610-KZZ-D20ZC	105	22	53229-MN1-650	102	5	77204-312-000	147	15	84601-HC4-000	123	19
45216-166-006	106	14	50530-KZZ-D20	131	2	51610-KZZ-D20ZD	105	22	53300-KZZ-J00ZA	100	10	77215-GC2-000	120	2			
45218-MAJ-G41	111	14	50530-KZZ-J00	131	2	51620-KZZ-D20ZA	105	23	53300-KZZ-J00ZC	100	10	77223-KZZ-900	136	4	84701-KZZ-D10	139	11
45351-KZZ-901	107	12	50541-KZZ-J00	131	3	51620-KZZ-D20ZC	105	23	53800-KZZ-J00	92	1	77224-KZZ-900	136	5	84701-KZZ-F00	139	11
45461-KZZ-J00	104	1	50541-MY5-860	131	3	51620-KZZ-D20ZD	105	23	53840-KZZ-J00	92	2	77233-MBL-611	121	2			
45461-KZZ-J80	104	1	50545-KZZ-J00	131	4	51620-KZZ-J80ZA	105	23	53841-KZZ-J00	92	3						
45462-KZZ-J00	104	2	50545-MY5-860	131	4	51620-KZZ-J80ZC	105	23									
45462-KZZ-J80	104	2	50547-KZZ-900	131	5	51620-KZZ-J80ZD	105	23									
45468-KZZ-J80	100	5	50603-KZZ-900	130	1												



# PART NO. INDEX

Part Number	Page	Ref.	Part Number	Page	Ref.	Part Number	Page	Ref.	Part Number	Page	Ref.	Part Number	Page	Ref.
91015-425-831	102	10	93000			94102-10000	130	11	95701-06025-00	72	16	98200-42000	145	37
91015-MCA-003	83	16				94102-10700	92	12	95701-06030-00	143	29	98200-43000	143	39
91051-KZZ-J00	107	15	93401-08012-08	147	26	94103-04000	128	32		145	34		145	43
91051-KZZ-J00	107	15	93404-06012-00	147	27		33		95701-06045-00	73	8			
91053-719-005	66	27	93404-06020-00	103	4	94103-05700	90	14	95701-06120-00	53	25	99000		
91059-KY2-711	100	18	93404-06025-00	98	4		91	15	95701-08014-00	140	23			
91070-GC4-601	132	23	93411-05025-00	138	13		133	25		143	30	99006-24000	152	15
91071-KV3-005	135	16	93411-05030-00	138	14	94103-06800	139	20		145	35			
91071-MY1-005	135	17	93500-05010-0H	85	19	94109-12000	74	14	95701-08016-00	147	33			
91072-MY1-005	135	18	93500-05016-0G	110	23		87	1	95701-08018-00	147	34			
91101-121-691	83	17	93500-05025-0G	123	23	94201-20120	110	26	95701-08020-00	91	16			
91105-KSP-910	53	22	93600-04012-1G	95	20	94201-20150	130	12	95701-08038-02	128	34			
91107-KYJ-902	69	5		97	26	94201-20180	130	13						
91202-KTW-901	66	28	93892-05012-08	72	15	94301-08140	53	22	96000					
91203-KSP-911	83	18	93892-05012-18	85	20	94301-10160	52	9						
91204-KK0-003	66	29	93893-04012-17	95	21	94301-12160	53	24	96001-06010-00	147	35			
91207-KYJ-901	81	37		97	27		64	3						
91212-422-006	110	22	93901-22020	149	25		66	34	96001-06010-07	131	9			
91253-033-003	113	20	93901-32320	93	19		73	7		151	13			
91253-K35-V01	107	14	93903-22480	90	11		74	15	96001-06012-00	96	18			
91254-KS6-003	133	24	93903-24280	121	15	94302-08140	66	35		110	33			
	135	19	93903-24320	118	10		70	10	96001-06014-00	110	34			
91254-ML3-791	105	29	93903-24380	139	19		74	16	96001-06018-00	121	16			
91262-KV3-831	135	20	93903-24360	119	10	94510-14000	83	19		122	17			
91301-KYJ-901	66	30		151	12	94520-37000	81	38	96001-06018-07	97	29			
	73	6	93903-25480	123	24	94591-47000	119	11	96001-06020-07	94	22			
	74	13	93903-26380	110	24	94591-49000	136	14		23				
	87	1	93913-14120	136	13				96001-06022-00	125	10			
91301-P7A-004	85	18	93913-142J0	128	27	95000			96001-06025-07	94	23			
91302-KYJ-901	66	31		28					96001-06028-00	149	30			
	87	1	93913-15510	136	12	95001-35035-40	126	15	96001-06028-07	97	30			
91303-377-000	70	8	93913-25380	90	12	95001-45280-40	117	30	96001-06065-00	114	21			
	87	1		13		95001-45300-40	115	23		117	27			
91306-MG3-000	62	11	93913-25480	88	11	95001-45340-40	117	31	96100-60010-00	67	19			
	86	1		89	11	95001-45380-40	115	24	96100-60013-00	66	36			
91307-035-000	66	32				95001-45490-40	126	16	96100-63040-00	81	40			
	87	1	94000			95001-45600-40	117	32	96140-62030-00	81	41			
91309-425-003	72	13				95002-02080	115	25	96140-63030-10	113	21			
	87	1	94001-05000-0S	128	29		117	33	96220-30085	83	20			
91320-MB0-000	72	14	94002-08000-0S	93	20	95002-02100	149	27	96300-06010-08	147	36			
91322-PT0-004	66	33		110	25	95002-40800-08	126	17	96300-06012-07	150	22			
	87	1	94021-06000-0S	147	46	95003-19042-20	123	25	96300-06014-00	110	28			
91356-KWV-000	70	9	94050-06000	95	22	95005-80215-20	117	26		126	18			
	87	1		97	28	95015-54000	110	27	96300-08020-00	147	37			
91356-KZ3-003	105	30		143	25	95018-56250	124	26	96300-08035-00	101	20			
91533-S04-003	101	19		145	30	95701-06010-00	147	31	96300-08040-00	128	35			
91533-S5A-003	143	36	94050-06070	94	21		149	29	96600-06016-00	71	5			
	145	26	94050-06080	114	20	95701-06012-00	140	21	96600-06035-00	71	6			
	41			117	25		143	27	96600-08016-07	101	25			
91534-SWA-003	145	27	94050-08000	128	30		145	32	96600-08020-10	71	7			
91535-STK-003	143	37		147	28		147	32						
91565-SOX-003	143	23	94050-10000	137	14	95701-06012-08	124	27	98000					
	145	28		147	29	95701-06014-00	62	12						
			94101-05000	128	31		81	39	98200-33000	141	10			
92000			94101-08000	130	10	95701-06018-00	74	17	98200-40500	143	31			
			94101-10800	135	21	95701-06020-00	129	11	98200-41000	143	32			
92101-06020-4J	143	24		147	30	95701-06020-08	140	22						
	145	29	94102-08000	143	26	95701-06022-00	143	28						
92900-08022-3E	53	23		145	31		145	33						





# PART NAME INDEX

Part name	Page	Ref.	Part name	Page	Ref.	Part name	Page	Ref.
BOLT, FLANGE, 8X38 .....	128	34	BRACKET SUB ASSY., FR. CALIPER	106	12	CASE ASSY., UPPER .....	90	6
BOLT, FLANGE, 8X40 .....	105	25				CASE COMP., AIR CLEANER .....	123	1
	128	35	BRACKET SUB ASSY., RR. ....	111	5	CASE, DRIVE CHAIN .....	132	1
BOLT, FLANGE, 8X45 .....	100	15	BRACKET, L. HANDLE LEVER .....	93	9	CENTER, CLUTCH .....	67	3
	102	9	BRACKET, NUMBER PLATE .....	139	11	CHAIN KIT, DRIVE .....	133	28
BOLT, HANDLE LEVER PIVOT .....	93	14	BRIDGE COMP., FORK TOP .....	100	10	CHAIN, CAM .....	62	1
	95	15	BRUSH SET A, CARBON .....	72	2	CHAIN, DRIVE .....	132	2
	97	21	BRUSH SET B, CARBON .....	72	3		133	27
BOLT, HEAD COVER .....	52	7	BULB, HEADLIGHT .....	88	3	CIRCLIP .....	95	19
BOLT, HEX., 6X20 .....	83	12	BULB, TAILLIGHT .....	137	12		97	25
	143	24		139	7		109	16
	145	29	BULB, WINKER LIGHT .....	137	11	CIRCLIP, EXTERNAL, 14MM .....	83	19
BOLT, HEX., 8X47.5 .....	132	18	BUSH, 20X23X17.4 .....	80	15	CIRCLIP, EXTERNAL, 20MM .....	81	33
BOLT, HOOK, 8MM .....	136	11	BUSH, GUIDE .....	104	8	CIRCLIP, EXTERNAL, 25MM .....	81	34
BOLT, LEVER PIVOT .....	95	16	BUSH, SLIDER .....	104	9	CIRCLIP, INTERNAL, 37MM .....	81	38
	97	22				CIRCLIP, RR. MASTER CYLINDER ..	109	11
BOLT, MUFFLER PROTECTOR .....	127	23	[ C ]			CLAMPER A, ABS CANCEL SWITCH ..	94	25
BOLT, OIL, 10X22 .....	95	17	CABLE COMP. A, THROTTLE .....	93	1	CLAMPER A, BRAKE HOSE .....	104	1
	97	23	CABLE COMP. B, THROTTLE .....	93	2	CLAMPER B, ABS CANCEL SWITCH ..	94	26
	109	20	CABLE COMP., CLUTCH .....	93	3	CLAMPER B, BRAKE HOSE .....	104	2
BOLT, ONE-WAY, 6X10 .....	147	19	CABLE COMP., BATTERY EARTH .....	141	4	CLAMPER B, FR. BRAKE HOSE .....	96	6
BOLT, ONE-WAY, 8MM .....	100	13	CABLE, STARTER MAGNETIC			CLAMPER, FR. BRAKE HOSE .....	96	5
BOLT, PIN .....	106	8	BATTERY	143	33	CLAMPER, HARNESS .....	146	1
BOLT, PROTECTOR .....	105	24		145	38	CLAMPER, L. HARNESS .....	146	2
BOLT, SEALING, 12MM .....	53	4	CABLE, STARTER MOTOR .....	141	3	CLAMPER, RADIATOR HOSE .....	127	17
BOLT, SEALING, 16MM .....	74	2	CALIPER SUB ASSY., L. FR. ....	106	11	CLAMP, ABS CORD .....	106	17
BOLT, SETTING .....	72	6	CALIPER SUB ASSY., RR. ....	111	4	CLAMP, BRAKE PIPE .....	99	6
BOLT, SIDE STAND PIVOT .....	131	6	CAMSHAFT COMP., EX. ....	57	3	CLAMP, HOSE .....	85	17
BOLT, SOCKET, 4X25 .....	117	24	CAMSHAFT COMP., IN. ....	57	2	CLAMP, HOSE, 22-29MM .....	149	21
BOLT, SOCKET, 5X12 .....	150	13	CANISTER COMP. ....	126	8	HOSE	109	10
BOLT, SOCKET, 5X9 .....	141	8	CAP ASSY., NOISE SUPPRESSOR ...	142	3	CLAMP, TUBE .....	126	17
BOLT, SOCKET, 6X16 .....	71	5		144	3	CLIP .....	90	10
BOLT, SOCKET, 6X18 .....	102	7	CAP ASSY., RESERVE TANK .....	149	17		101	26
BOLT, SOCKET, 6X35 .....	71	6	CAP COMP., FUEL FILLER .....	114	16		123	22
BOLT, SOCKET, 8MM .....	105	27		116	18		147	25
BOLT, SOCKET, 8X16 .....	101	25	CAP COMP., RADIATOR .....	148	8	CLIP, 4X70 .....	119	11
BOLT, SOCKET, 8X20 .....	71	7	CAP, 30MM .....	70	7	CLIP, 4X90 .....	136	14
BOLT, SOCKET, 8X30 .....	150	12	CAP, AIR INJECTION SOLENOID			CLIP, ABS CORD .....	106	19
BOLT, SPECIAL, 6X18 .....	88	9	VALVE	125	5	CLIP, BODY .....	118	9
BOLT, SPECIAL, 6X24 .....	89	9	CAP, A.C. GENERATOR .....	70	6		119	9
BOLT, SPROCKET FIXING, 10X31 ..	113	16	CAP, BLEEDER .....	106	5	CLIP, BRAKE PIPE .....	99	5
BOLT, STUD, 10X178 .....	74	10		111	8	CLIP, BREATHER TUBE .....	123	12
BOLT, STUD, 8X22 .....	53	23	CAP, DUMMY .....	142	8		125	1
BOLT, SWINGARM PIVOT .....	132	4		144	10		150	9
BOLT, SWITCH SETTING .....	131	7	CAP, LOCK NUT .....	92	5	CLIP, BUMPER SEAL .....	111	16
BOLT, TERMINAL .....	72	7	CAP, MASTER CYLINDER .....	95	5	CLIP, CABLE, 10MM .....	106	21
BOLT, WIRE ADJUSTING .....	93	13		96	9	CLIP, CABLE, 12MM .....	101	19
BOOT B .....	106	10	CAP, OIL FILLER .....	109	9	CLIP, COUPLER .....	101	19
	111	12		109	9		143	23
BOOT COMP. ....	95	3	CAP, RIM HOLE .....	107	2		145	26
	96	7		112	13			37
	109	5	CAP, RR. CARRIER .....	150	7			27
BOOT, MIRROR .....	92	4	CAP, RR. SWINGARM .....	132	10			28
BOOT, PIN BUSH .....	106	9	CAP, STEERING STEM .....	100	8			41
	111	11	CAP, SWINGARM DUST SEAL .....	132	7	CLIP, PISTON PIN, 17MM .....	76	5
BOX, FR. ....	150	3	CAP, TAIL .....	127	4	CLIP, PURSE LOCK .....	93	18
BOX, TOOL .....	121	7	CASE ASSY., UNDER .....	90	7			
	122	11						

# PART NAME INDEX

Part name	Page	Ref.	Part name	Page	Ref.	Part name	Page	Ref.
CLIP, SUB TANK HOSE .....	123	14	COVER, BATTERY TERMINAL .....	143	35	DIAPHRAGM .....	95	8
	125	2		145	40		96	12
CLIP, SWITCH COVER .....	129	10	COVER, DRIVE CHAIN .....	147	39		109	14
CLIP, TUBE .....	115	25	COVER, FR. MUFFLER .....	127	10	DIODE ASSY., THREE WAY .....	142	6
	117	33	COVER, FR. RESERVE TANK .....	118	5		144	6
	149	27		119	5	DISK B, CLUTCH FRICTION .....	67	6
CLIP, WIRE HARNESS .....	117	29	COVER, HEADLIGHT STAY .....	150	4	DISK COMP., FR. BRAKE .....	107	16
COIL COMP., IGNITION .....	142	1		5	5	DISK, CLUTCH FRICTION .....	67	5
	144	1	COVER, HEAD PIPE .....	102	6	DISK, FR. BRAKE .....	107	12
COLLAR .....	88	5	COVER, L. CRANKCASE .....	70	1	DISK, RR. BRAKE .....	112	14
	89	3	COVER, L. HANDLE LEVER .....	93	11	DOWEL PIN, 10X16 .....	52	9
	98	2	COVER, L. SIDE LOWER .....	121	10	DOWEL PIN, 8X12 .....	66	25
	114	12	COVER, OIL FILTER .....	65	5		73	5
	116	14	COVER, REED VALVE .....	52	5	DOWEL PIN, 8X14 .....	53	22
COLLAR A, CUSHION ARM .....	134	2	COVER, RELAY .....	142	16	DRIVER, SCREW .....	152	4
COLLAR A, FENDER SETTING .....	136	4		144	18	DRUM, GEARSHIFT .....	83	4
COLLAR B, FENDER SETTING .....	136	5	COVER, RR. MUFFLER .....	127	14	DUCT, AIR CLEANER .....	123	4
COLLAR COMP., FR. WHEEL SIDE ..	107	4	COVER, RR. RESERVE TANK .....	118	6	DUST SEAL, 17X20X2.5 .....	129	8
COLLAR C, CUSHION ARM .....	134	3		119	6	DUST SEAL, 17X24X5 .....	135	20
		4	COVER, RUBBER .....	88	2	DUST SEAL, 20X26X4.5 .....	133	24
COLLAR, 20X23X10.5 .....	80	5	COVER, R. HANDLE LEVER .....	95	13		135	19
COLLAR, 22X25X11 .....	80	8		96	17	DUST SEAL, 25X35X6 .....	107	14
COLLAR, 25X28X10 .....	80	11	COVER, STARTER MAGNETIC			DUST SEAL, STEERING HEAD .....	102	3
COLLAR, 6X4 .....	92	10	TERMINAL	143	34	DUST SEAL, STEERING UPPER .....	102	2
COLLAR, CENTER PIVOT DISTANCE	132	6		145	39			
COLLAR, CONNECTING ROD .....	134	6	COVER, STAY .....	150	6	[ E ]		
COLLAR, ENGINE HANGER .....	146	9	COVER, TAILLIGHT .....	139	9	ELEMENT COMP., AIR CLEANER .....	123	2
COLLAR, FR. AXLE DISTANCE .....	107	5	COVER, THERMOSTAT .....	53	9	ELEMENT, OIL FILTER .....	65	4
COLLAR, FR. FENDER .....	103	2	COVER, TOOL BOX .....	121	6	EMBLEM, PRODUCT .....	100	12
COLLAR, OIL PATH, 18MM .....	65	3		122	10			
COLLAR, PILLION SEAT .....	125	8	COWL ASSY., L. MIDDLE .....	151	5	[ F ]		
	142	19	COWL ASSY., R. MIDDLE .....	151	3	FAN COMP., COOLING .....	148	5
	145	21	COWL, FR. UNDER .....	151	2	FASTENER A, DUAL LOCK .....	116	17
COLLAR, RADIATOR MOUNTING .....	148	14	COWL, UNDER .....	146	10	FASTENER B, DUAL LOCK, 20X30 ..	151	1
COLLAR, RR. AXLE DISTANCE .....	112	6	CRANKCASE COMP., L. ....	74	3	FENDER SET B, RR. ....	136	8
COLLAR, RR. WHEEL .....	112	5	CRANKCASE COMP., R. ....	74	1	FENDER SET, FR. ....	103	1
COLLAR, SIDE COVER .....	121	11	CRANKSHAFT COMP. ....	76	1	FENDER SET, RR. ....	136	6
	122	14	CUP COMP., OIL .....	109	7	FENDER SUB ASSY., FR. ....	103	3
COLLAR, SPLINE, 23MM .....	80	18	CUSHION ASSY., RR. ....	134	1	FILM, PROTECTOR .....	116	22
COLLAR, SPLINE, 25X10 .....	80	13	CUSHION RING, INJECTOR .....	85	15	FILTER SET .....	114	2
COLLAR, SPRING .....	105	31	CUSHION, FUEL TANK PIVOT .....	114	4		116	2
COLLAR, TAILLIGHT .....	139	3		116	5	FLAP, TIRE .....	107	11
COLLAR, TANK SET .....	114	5	CUSHION, PGM-FI UNIT .....	142	18		112	12
	116	6		145	20	FLYWHEEL COMP. ....	71	1
COLLAR, TENSIONER .....	62	3	CUSHION, SHROUD .....	114	17	FORK ASSY., L. FR. ....	105	20
COLLAR, WINKER .....	138	2		116	20	FORK ASSY., R. FR. ....	104	3
		6	CYLINDER COMP. ....	64	1	FORK, CENTER GEARSHIFT .....	83	2
CONNECTOR, MASTER CYLINDER ...	109	4	CYLINDER SET, MASTER .....	95	11	FORK, L. GEARSHIFT .....	83	1
COTTER, VALVE .....	57	13		96	15	FORK, R. GEARSHIFT .....	83	3
COUNTERSHAFT .....	80	3	CYLINDER SUB ASSY., FR. BRAKE			FUEL UNIT .....	114	18
COVER ASSY., CYLINDER HEAD ...	52	1	MASTER	95	4		116	21
COVER ASSY., R. CRANKCASE .....	65	1		96	8	FUSE, BLADE .....	141	10
COVER COMP., L. RR. ....	70	2	CYLINDER SUB ASSY., RR. BRAKE			FUSE, MINI .....	143	31
COVER COMP., WATER PUMP .....	65	13	MASTER	109	6		32	
COVER SET, HEADLIGHT .....	89	4					38	
COVER SET, L. SIDE .....	121	5	[ D ]				39	
	122	9	DAMPER COMP., FR. ....	104	13		145	36
COVER SET, R. SIDE .....	121	3						
	122	3						



# PART NAME INDEX

Part name	Page	Ref.	Part name	Page	Ref.	Part name	Page	Ref.
FUSE, MINI .....	145	37	GUARD, L. KNUCKLE .....	92	2	[ J ]		
		42	GUARD, NUMBER PLATE .....	150	20	JOINT, BRAKE ROD .....	109	17
		43	GUARD, R. KNUCKLE .....	92	1	JOINT, BREATHER TUBE .....	116	3
[ G ]			GUARD, SIDE STAND SWITCH .....	131	5	JOINT, DRIVE CHAIN .....	132	3
GASKET COMP., CYLINDER HEAD COVER	52	3	GUIDE A, CAM CHAIN .....	62	7	JOINT, TUBE .....	114	22
	86	1	GUIDE B, CAM CHAIN .....	62	5		117	28
GASKET KIT A .....	86	1	GUIDE COMP., CABLE .....	146	12		126	5
GASKET KIT B .....	87	1		147	42			12
GASKET, CYLINDER .....	64	2	GUIDE, BRAKE HOSE .....	109	3			
	86	1	GUIDE, CHAIN .....	132	8	[ K ]		
GASKET, CYLINDER HEAD .....	53	5	GUIDE, CLUTCH CABLE .....	101	23	KEY SET .....	100	1
	86	1			24	KEY, BLANK .....	100	4
GASKET, EX. PIPE .....	86	1	GUIDE, CLUTCH OUTER .....	67	2	KEY, TOP .....	90	2
	127	1	GUIDE, EX. VALVE .....	53	3	KEY, WOODRUFF, 25X18 .....	76	11
GASKET, FUEL PUMP .....	114	14	GUIDE, FR. BRAKE HOSE .....	100	5	KEY, WOODRUFF, 4MM .....	78	5
	116	15	GUIDE, IN. VALVE .....	102	1			
GASKET, L. CRANKCASE COVER ...	70	3	GUIDE, IN. VALVE .....	53	2	[ L ]		
	87	1	GUIDE, PILLION STEP .....	130	8	LABEL, ACCESSORIES & LOADING..	153	6
GASKET, OIL FILTER COVER .....	65	6	GUIDE, RR. BRAKE HOSE .....	110	32	LABEL, AIR CLEANER ELEMENT NOTICE	154	9
	87	1	[ H ]			LABEL, CHAIN ADJUSTER .....	153	4
GASKET, OIL PUMP .....	73	2	HANDLE, EYE WRENCH .....	152	10	LABEL, DRIVE .....	153	7
	87	1	HARNES, WIRE .....	142	7	LABEL, DRIVE CAUTION .....	154	10
GASKET, R. CRANKCASE COVER ...	65	2		144	7	LABEL, FRENCH TRANSLATION .....	153	8
	87	1	HEADLIGHT ASSY. ....	89	1	LABEL, FUEL & DRIVE .....	153	9
GASKET, TENSIONER LIFTER .....	62	6	HEADLIGHT UNIT .....	88	1		154	12
	86	1	HEAD ASSY., CYLINDER .....	53	1	LABEL, MANUFACTURER .....	153	1
GASKET, WATER PUMP COVER .....	65	14	HINGE, TOOL BOX .....	121	8	LABEL, RADIATOR CAP .....	148	10
	87	1		122	12	LABEL, RR. DAMPER .....	134	8
GEAR ASSY., BALANCER DRIVEN ..	78	1	HOLDER ASSY., HELMET .....	146	14	LABEL, RR. DAMPER CAUTION .....	134	8
GEAR COMP., OIL PUMP .....	73	3	HOLDER, BRUSH .....	72	4	LABEL, TIRE & DRIVE CHAIN .....	153	2
GEAR COMP., STARTER DRIVEN ...	69	1	HOLDER, L. LEVER BRACKET .....	93	10			
GEAR, BALANCER DRIVE .....	76	6	HOLDER, MASTER CYLINDER .....	95	6			
GEAR, COUNTERSHAFT FIFTH .....	80	16		96	10			
GEAR, COUNTERSHAFT FOURTH .....	80	12	HOLDER, UPPER .....	100	7			
GEAR, COUNTERSHAFT LOW .....	80	4	HORN COMP. ....	142	12			
GEAR, COUNTERSHAFT SECOND .....	80	7		144	15			
GEAR, COUNTERSHAFT SIXTH .....	80	19	HOSE COMP. A, FR. BRAKE .....	96	3	LABEL, LENS COMP., L. WINKER .....	137	8
GEAR, COUNTERSHAFT THIRD .....	80	10	HOSE COMP. A, RR. BRAKE .....	110	30	LENS COMP., R. WINKER .....	137	3
GEAR, MAINSHAFT FIFTH .....	80	14	HOSE COMP. D, FR. BRAKE .....	96	4	LEVER COMP., CLUTCH .....	65	16
GEAR, MAINSHAFT SECOND .....	80	6	HOSE COMP. D, RR. BRAKE .....	110	31	LEVER, L. HANDLE .....	93	12
GEAR, MAINSHAFT SIXTH .....	80	17	HOSE COMP., FR. BRAKE .....	95	2	LEVER, R. STEERING HANDLE .....	95	12
GEAR, MAINSHAFT THIRD & FOURTH	80	9	HOSE COMP., FUEL FEED .....	85	16		96	16
GEAR, PRIMARY DRIVE .....	76	8	HOSE COMP., RR. BRAKE .....	109	2	LID COMP., AIR CLEANER .....	123	7
GEAR, STARTER REDUCTION .....	69	3	HOSE COMP., RR. BRAKE MASTER CYLINDER	109	8	LIFTER ASSY., TENSIONER .....	62	4
GRILLE, RADIATOR .....	148	7		148	12	LIGHT ASSY., LICENSE .....	139	4
GRIP .....	152	5	HOSE, RADIATOR LOWER .....	148	11	LOCK ASSY., POCKET LID .....	121	2
GRIP COMP., THROTTLE .....	93	7	HOSE, RADIATOR UPPER .....	148	11		122	2
GRIP, L. HANDLE .....	93	8	HUB SUB ASSY., FR. ....	107	6			
GROMMET, AIR CLEANER CASE ...	121	4	HUB SUB ASSY., RR. ....	112	7			
	122	8	[ I ]					
	147	16	IMPELLER, WATER PUMP .....	65	11			
GROMMET, SPEAKER PANEL .....	136	2	INJECTOR ASSY., FUEL .....	85	13			
GUARD, HEAT .....	127	11	INSULATOR .....	72	9			
		12	INSULATOR, THROTTLE BODY .....	53	6			
		13						
GUARD, HEEL .....	146	13						

## PART NAME INDEX

Part name	Page	Ref.	Part name	Page	Ref.	Part name	Page	Ref.
[ M ]			NUT, SETTING .....	148	2	PIN A, DOWEL, 12X16 .....	53	24
MAINSHAFT .....	80	1	NUT, SPECIAL, 16MM .....	67	14		64	3
MARK, HONDA .....	156	1	NUT, SPRING, 4MM .....	119	8		66	34
		2	NUT, STEERING STEM .....	100	16		73	7
		1	NUT, U, 10MM .....	113	18		74	15
MAT, L. MIDDLE COWL .....	157	7		131	8	PIN B, DOWEL, 8X14 .....	66	35
METER ASSY., COMBINATION .....	151	7		135	13		70	10
METER COMP., LCD .....	90	1	NUT, U, 12MM .....	135	14		74	16
MIRROR COMP., L. ....	90	3	NUT, U, 14MM .....	132	21	PIN D, JOINT .....	110	27
MIRROR COMP., R. ....	92	7	NUT, U, 16MM .....	113	17	PIN, CLUTCH LIFTER .....	67	12
MODULATOR ASSY., ABS .....	92	6	NUT, U, 5MM .....	139	17	PIN, HANGER .....	106	13
MOTOR ASSY., FAN .....	98	3	NUT, U, 6MM .....	132	20		111	6
MOTOR ASSY., STARTER .....	148	13		139	16	PIN, PISTON .....	76	4
MUDGUARD .....	72	1	[ O ]			PIN, SHIFT RETURN SPRING .....	83	11
MUFFLER COMP. ....	136	1	OIL SEAL, 12X18X5 .....	66	29	PIN, SNAP .....	129	5
	127	5	OIL SEAL, 12X26X5 .....	66	28	PIN, SPLIT, 2.0X12 .....	110	26
[ N ]			OIL SEAL, 14X22X5 .....	83	18	PIN, SPLIT, 2.0X15 .....	130	12
NUT-WASHER, 6MM .....	72	12	OIL SEAL, 22X36X5 .....	81	37	PIN, SPLIT, 2.0X18 .....	130	13
NUT, CAP, 6MM .....	147	46	OIL SEAL, 25X47X6.5 .....	113	20	PIN, STEP BAR .....	130	5
NUT, CLIP, 5MM .....	89	10	O-RING, 11.8X1.9 .....	66	30	PIN, STEP JOINT .....	130	1
	139	18		73	6	PIPE COMP. B, FR. BRAKE .....	99	3
	150	17	O-RING, 13.8X2.5 .....	70	8	PIPE COMP. B, RR. BRAKE .....	99	1
	151	11		74	13	PIPE COMP. C, FR. BRAKE .....	99	4
NUT, CLIP, 6MM .....	128	26	O-RING, 14.8X2.4 .....	87	1	PIPE COMP. C, RR. BRAKE .....	99	2
	147	23	O-RING, 17.8X1.9 .....	70	8	PIPE COMP., EX. ....	127	6
		24		87	1	PIPE COMP., L. SLIDE .....	105	21
	149	24	O-RING, 24.4X3.1 .....	72	13	PIPE COMP., R. SLIDE .....	104	11
NUT, COWL SETTING, 5MM .....	150	8	O-RING, 30MM .....	70	9	PIPE COMP., WATER .....	65	10
NUT, FENDER SETTING .....	123	19		87	1	PIPE, STEERING HANDLE .....	100	6
		20	O-RING, 44.7X2.4 .....	105	30	PISTON .....	76	3
		15	O-RING, 4X2 .....	72	14	PISTON B, 27X35 .....	111	14
NUT, FIXING .....	93	15	O-RING, 7.8X1.9 .....	85	18	PISTON SET, MASTER CYLINDER .....	109	12
NUT, FLANGE, 10MM .....	53	18	O-RING, 9.8X2.4 .....	66	31	PISTON, 27X27 .....	106	3
	137	14		87	1	PIVOT, SHIFT DRUM STOPPER ARM .....	83	13
	147	29	OUTER COMP., CLUTCH .....	67	1		139	13
NUT, FLANGE, 3MM .....	149	26	OUTER COMP., STARTING CLUTCH .....	69	2	PLATE B, CLUTCH .....	67	8
NUT, FLANGE, 6MM .....	94	21	[ P ]			PLATE COMP., CLUTCH PRESSURE .....	67	9
	95	22	PACKING, MUFFLER .....	127	16	PLATE COMP., GEARSHIFT DRUM .....		
	97	28	PACKING, RESERVE TANK .....	149	18	STOPPER .....	83	6
	114	20	PAD SET, FR. ....	106	2	PLATE, BEARING SETTING .....	80	2
	117	25	PAD SET, RR. ....	111	2	PLATE, CLUTCH .....	67	7
	143	25	PAD, FRAME .....	147	38	PLATE, DIAPHRAGM .....	95	9
	145	30	PEDAL ASSY., CHANGE .....	129	1		96	13
NUT, FLANGE, 8MM .....	128	30	PEDAL COMP., RR. BRAKE .....	129	6	PLATE, FIXING .....	109	15
	147	28	PGM-FI UNIT .....	142	17	PLATE, IDLE AIR CONTROL VALVE .....	80	21
NUT, HEX. CAP, 6MM .....	126	14		144	19	PLATE, NAME .....	85	10
NUT, HEX. CAP, 8MM .....	128	25		145	19	PLATE, PORT .....	154	1
	150	14				PLATE, R. ENGINE HANGER .....	52	2
NUT, HEX., 10MM .....	92	11					146	7
	104	16					147	41
NUT, HEX., 14MM .....	78	3				PLATE, SETTING .....	114	9
NUT, HEX., 5MM .....	128	29					116	11
NUT, HEX., 8MM .....	93	20				PLATE, SKID .....	146	8
	110	25				PLATE, WINKER MOUNT .....	138	4
	132	22						5
NUT, LOCK, 16MM .....	76	9				PLUG, PIN .....	111	13
NUT, PUSH, 2.6 .....	121	14				PLUG, SPARK .....	53	10
	122	16				PROTECTOR, EX. PIPE .....	127	7
						PROTECTOR, L. FR. FORK .....	105	23



# PART NAME INDEX

Part name	Page	Ref.	Part name	Page	Ref.	Part name	Page	Ref.	
PROTECTOR, MUFFLER .....	127	9	RUBBER, L. WINKER MOUNTING .....	138	9	SCREW, PAN, 6X14 .....	121	13	
PROTECTOR, R. FR. FORK .....	105	22			10		122	15	
PULLER, MINI FUSE .....	152	1	RUBBER, METER SETTING .....	90	4		147	22	
PUMP ASSY., FUEL .....	114	1			5		151	8	
	116	1	RUBBER, MOUNTING .....	52	8	SCREW, PAN, 6X18 .....	121	12	
PUMP ASSY., OIL .....	73	1			1	SCREW, PAN, 6X6 .....	62	8	
[ R ]					98	1	SCREW, SPECIAL, 4X10 .....	137	2
					125	7	SCREW, SPECIAL, 5X10 .....	127	21
RADIATOR COMP. ....	148	1	RUBBER, MUFFLER PROTECTOR .....	122	7	SCREW, SPECIAL, 5X11 .....	89	8	
RECEIVER, CLUTCH CABLE .....	65	18			127	19		150	11
RECTIFIER ASSY., REGULATOR ...	142	4	RUBBER, PROTECTOR .....	127	3	SCREW, SPECIAL, 5X14 .....	127	20	
	144	4	RUBBER, PROTECTOR PACKING .....	127	2		139	15	
RECTIFIER COMP., SILICON .....	144	4	RUBBER, RADIATOR .....	148	6	SCREW, SPECIAL, 6X11 .....	137	15	
	142	5	RUBBER, RADIATOR MOUNTING .....	148	9	SCREW, SPECIAL, 6X14 .....	92	9	
	144	5	RUBBER, RR. TANK MOUNTING .....	114	11	SCREW, SPECIAL, 6X8 .....	137	13	
REFLECTOR, FR. REFLEX .....	139	6			13	SCREW, TAPPING, 3X12 .....	93	19	
REFLECTOR, REFLEX .....	139	5	RUBBER, R. WINKER MOUNTING .....	138	3	SCREW, TAPPING, 3X16 .....	90	11	
RELAY COMP., POWER .....	142	15			7		100	18	
	144	17	RUBBER, SEAT SETTING .....	147	15	SCREW, TAPPING, 3X6 .....	149	25	
RELAY COMP., WINKER .....	142	13	RUBBER, SEPARATOR MOUNTING ...	151	10	SCREW, TAPPING, 4X10 .....	121	15	
	144	16	RUBBER, SHOCK .....	141	6		136	13	
RESONATOR .....	123	11	RUBBER, SIDE COVER .....	122	6	SCREW, TAPPING, 4X12 .....	118	10	
RETAINER .....	111	3	RUBBER, SPEEDOMETER MOUNTING ..	142	11		119	10	
RETAINER, VALVE SPRING .....	57	11			14		128	27	
RIM, FR. WHEEL .....	107	8	RUBBER, STAND STOPPER .....	150	18			28	
RIM, RR. WHEEL .....	112	9	RUBBER, TAILLIGHT MOUNTING ...	139	10		139	19	
RING .....	72	8	RUBBER, TANK GUARD .....	114	13		151	12	
	95	10	RUBBER, WINKER MOUNTING .....	137	6	SCREW, TAPPING, 5X14 .....	90	12	
	96	14						13	
RING SET, PISTON .....	76	2	[ S ]			SCREW, TAPPING, 5X16 .....	88	11	
RING, BACK UP .....	104	6	SCREEN, OIL FILTER .....	74	5		89	11	
RING, FR. PULSER .....	108	17	SCREW-WASHER, 4X12 .....	95	21	SCREW, TAPPING, 5X20 .....	123	24	
RING, HEADLIGHT .....	89	6			27		136	12	
RING, OIL SEAL STOPPER .....	104	14	SCREW-WASHER, 5X12 .....	72	15	SCREW, TAPPING, 6X20 .....	110	24	
RING, RR. PULSER .....	113	22			20	SCREW, TORX .....	85	11	
RING, STOPPER .....	105	17	SCREW-WASHER, 5X16 .....	85	20	SCREW, TORX, 5X17 .....	85	4	
	106	7	SCREW-WASHER, 5X20 .....	93	17	SCREW, TORX, 5X8.7 .....	85	3	
	111	10	SCREW, 5X12 .....	93	16	SEAL RING, INJECTOR .....	85	14	
RING, WEAR .....	105	18	SCREW, 5X12 .....	94	28	SEAL SET, FR. FORK .....	105	19	
ROD COMP. ....	104	12	SCREW, BLEEDER .....	106	4	SEAL SET, PISTON .....	106	1	
ROD COMP., PUSH .....	109	13			7		111	1	
ROD SUB ASSY., CUSHION			SCREW, FLAT, 4X12 .....	95	20	SEAL, AIR CLEANER .....	123	9	
CONNECTING	134	7			26	SEAL, BREATHER .....	116	19	
ROLLER, 3X8.5 .....	83	20	SCREW, FLAT, 4X45 .....	109	19	SEAL, DUST .....	105	29	
RUBBER B, SEAT STOPPER .....	120	2	SCREW, FLAT, 6X53 .....	132	19		114	15	
RUBBER SPONGE, RR. FENDER .....	136	3	SCREW, PAN, 4X10 .....	130	9		116	16	
RUBBER, ABS CANCEL SWITCH .....	94	27	SCREW, PAN, 4X8.5 .....	148	4	SEAL, GASKET .....	137	4	
RUBBER, BATTERY .....	141	7	SCREW, PAN, 5X10 .....	85	19	SEAL, MECHANICAL .....	65	12	
RUBBER, BATTERY CUSHION .....	123	15	SCREW, PAN, 5X12 .....	132	16	SEAL, RADIATOR CAP .....	148	10	
		16	SCREW, PAN, 5X14 .....	151	9	SEAL, TANK .....	114	8	
		17	SCREW, PAN, 5X16 .....	110	23		116	10	
RUBBER, CANISTER MOUNT .....	126	1	SCREW, PAN, 5X20 .....	150	10	SEAL, VALVE STEM .....	57	1	
RUBBER, CHANGE PEDAL .....	129	2	SCREW, PAN, 5X25 .....	123	23	SEAT ASSY., DOUBLE .....	120	1	
RUBBER, CUSHION .....	147	43	SCREW, PAN, 6X10 .....	118	7	SEAT, JUDDER SPRING .....	67	4	
RUBBER, FILTER .....	65	7			24	SEAT, STOPPER .....	104	10	
RUBBER, FR. FENDER MOUNTING ..	88	4			9	SEAT, VALVE SPRING .....	57	12	
RUBBER, HEADLIGHT .....	89	2			20	SENSOR ASSY., BANK ANGLE .....	142	9	
RUBBER, HEADLIGHT MOUNTING ...	90	9	SCREW, PAN, 6X14 .....	118	8		144	12	
					7	SENSOR ASSY., SPEED .....	74	7	

## PART NAME INDEX

Part name	Page	Ref.	Part name	Page	Ref.	Part name	Page	Ref.
SENSOR ASSY., WATER TEMPERATURE	53	14	STATOR COMP. ....	71	2	STRIPE, R. RR. SHROUD .....	156	5
SENSOR SET .....	85	1	STAY COMP., FR. HARNESS CLIP ..	101	22	STRIPE, R. SIDE COVER .....	156	7
SENSOR, FR. WHEEL SPEED .....	106	18	STAY COMP., HEADLIGHT .....	150	2		158	20
SENSOR, OXYGEN .....	127	18	STAY COMP., L. CANISTER .....	126	11	SUB HARNESS, FR. ....	144	8
SENSOR, RR. WHEEL SPEED .....	111	15	STAY COMP., METER .....	90	8	SUB SPRING, SIDE STAND .....	131	4
SEPARATOR COMP. ....	95	7	STAY COMP., NUMBER BRACKET .....	139	8	SUSPENSION, WINKER RELAY .....	142	14
	96	11	STAY COMP., OIL CUP .....	109	1	SWINGARM SUB ASSY., RR. ....	132	14
SHAFT C, IDLE GEAR .....	69	4	STAY COMP., PURGE CONTROL .....			SWITCH ASSY., CLUTCH .....	93	6
SHAFT, BALANCER .....	78	2				SWITCH ASSY., COMBINATION & LOCK	100	2
SHAFT, GEARSHIFT FORK .....	83	5	STAY COMP., RESERVE TANK .....	149	20	SWITCH ASSY., ENGINE STOP .....	93	4
SHAFT, ROCKER ARM .....	57	6	STAY COMP., R. CANISTER .....	126	10	SWITCH ASSY., FR. STOP .....	95	1
SHAFT, WATER PUMP .....	65	15	STAY, BANK ANGLE SENSOR .....	142	10		96	1
SHIM, TAPPET .....	57	14		144	13	SWITCH ASSY., NEUTRAL .....	74	6
	58	14	STAY, CHAIN CASE .....	132	5	SWITCH ASSY., RR. ABS CANCEL ..	94	24
	59	14	STAY, DRIVE CHAIN COVER .....	147	40	SWITCH ASSY., RR. STOP .....	129	3
SHROUD COMP. ....	148	3	STAY, EX. PIPE PROTECTOR .....	127	8	SWITCH ASSY., SIDE STAND .....	131	1
SHROUD SET, L. FR. ....	118	3	STAY, FR. NUMBER PLATE .....	150	21	SWITCH ASSY., STARTER MAGNETIC	141	5
	119	4	STAY, FR. SPEED SENSOR CORD ..	96	2	SWITCH ASSY., WINKER .....	93	5
SHROUD SET, L. RR. ....	118	4	STAY, FUSE BOX .....	123	18			
SHROUD SET, R. FR. ....	118	1	STAY, HARNESS .....	146	11	[ T ]		
	119	3	STAY, HARNESS CLAMPER .....	85	6	TANK ASSY., FUEL .....	114	3
SHROUD SET, R. RR. ....	118	2	STAY, HEADLIGHT LOWER .....	88	8		116	4
SHROUD, L. RR. ....	119	2	STAY, L. KNUCKLE GUARD .....	92	3	TANK, RADIATOR RESERVE .....	149	19
SHROUD, R. RR. ....	119	1	STAY, RR. BRAKE HOSE .....	110	29	TAPE B, TANK GUARD .....	114	10
SLIDER, CHAIN .....	132	11	STAY, R. MIDDLE COWL .....	151	4		116	12
SLIDER, CHAIN GUIDE .....	132	9	STAY, STOP SWITCH .....	146	5	TAPE, MAGIC .....	136	9
SOCKET COMP., TAILLIGHT .....	139	2	STAY, THROTTLE CABLE .....	101	21	TENSIONER COMP., CAM CHAIN .....	62	2
SPACER, IGNITION COIL .....	142	2	STAY, WINKER .....	137	5	THERMOSTAT .....	53	8
	144	2	STAY, WINKER SWITCH COUPLER ..	146	3	THREAD, STEERING HEAD TOP .....	102	5
SPANNER, 12X14 .....	152	7	STAY, WIRE .....	85	5	TIRE, FR. ....	107	9
SPANNER, 8X10 .....	152	6	STEM SUB ASSY., STEERING .....	102	4	TIRE, RR. ....	112	10
SPINDLE COMP., GEARSHIFT .....	83	9	STEP COMP., L. ....	130	6	TRIM A, FUEL TANK .....	114	6
SPOKE SET, FR. ....	107	1	STEP COMP., R. ....	130	2		116	8
SPOKE SET, RR. ....	112	1	STEP, PILLION .....	130	7	TRIM B, FUEL TANK .....	114	7
SPRING ASSY., RR. BRAKE RETURN	129	7	STOPPER COMP., GEARSHIFT DRUM ..	83	7		116	9
SPRING, CARBON BRUSH .....	72	5	STOPPER, TERMINAL .....	72	10	TRIM, FUEL TANK .....	150	19
SPRING, CLUTCH .....	67	10	STRIPE A, L. FR. SHROUD .....	157	5	TUBE .....	125	4
SPRING, CLUTCH LEVER .....	65	17	STRIPE A, L. MIDDLE COWL .....	157	10	TUBE A .....	126	6
SPRING, DRUM STOPPER .....	83	8	STRIPE A, R. FR. SHROUD .....	157	4	TUBE B .....	126	7
SPRING, FR. FORK .....	104	4	STRIPE A, R. MIDDLE COWL .....	157	9	TUBE COMP., RESERVE TANK .....	149	28
SPRING, GEARSHIFT RETURN .....	83	10	STRIPE B, L. FR. SHROUD .....	157	7	TUBE, 8X215 .....	117	26
SPRING, JUDDER .....	67	11	STRIPE B, L. MIDDLE COWL .....	158	12	TUBE, AIR .....	126	3
SPRING, LOCK KEY SETTING .....	121	1	STRIPE B, R. FR. SHROUD .....	157	6	TUBE, AIR CLEANER CONNECTING ..	123	5
	122	1	STRIPE B, R. MIDDLE COWL .....	157	11	TUBE, AIR CLEANER DRAIN .....	123	3
SPRING, L. STEP RETURN .....	130	4	STRIPE C, L. MIDDLE COWL .....	158	14	TUBE, AIR INJECTION .....	125	3
SPRING, OIL FILTER ELEMENT			STRIPE C, R. MIDDLE COWL .....	158	13	TUBE, BREATHER .....	123	10
SETTING	65	8	STRIPE D, L. MIDDLE COWL .....	158	16	TUBE, CHARGE .....	126	2
SPRING, PAD .....	106	6	STRIPE D, R. MIDDLE COWL .....	158	15	TUBE, DRAIN .....	116	7
	111	9	STRIPE, FR. FENDER .....	157	8		123	8
SPRING, REBOUND .....	104	7	STRIPE, L. FR. SHROUD .....	156	4	TUBE, FUEL, 3.5X35 .....	126	15
SPRING, R. STEP RETURN .....	130	3	STRIPE, L. FUEL TANK .....	159	23	TUBE, FUEL, 4.5X280 .....	117	30
SPRING, SIDE STAND .....	131	3	STRIPE, L. RR. FENDER .....	158	19	TUBE, FUEL, 4.5X300 .....	115	23
SPRING, STOP SWITCH .....	129	4	STRIPE, L. RR. SHROUD .....	156	6	TUBE, FUEL, 4.5X340 .....	117	31
SPRING, VALVE INNER .....	57	10	STRIPE, L. SIDE COVER .....	156	8	TUBE, FUEL, 4.5X380 .....	115	24
SPRING, VALVE OUTER .....	57	9		159	21	TUBE, FUEL, 4.5X490 .....	126	16
SPROCKET, DRIVE .....	80	20	STRIPE, RR. FENDER .....	158	17	TUBE, FUEL, 4.5X600 .....	117	32
SPROCKET, FINAL DRIVEN .....	112	3	STRIPE, R. FR. SHROUD .....	156	3	TUBE, FUEL, 9X45 .....	126	4
SPROCKET, TIMING .....	76	7	STRIPE, R. FUEL TANK .....	159	22			
			STRIPE, R. RR. FENDER .....	158	18			



## PART NAME INDEX

Part name	Page	Ref.	Part name	Page	Ref.	Part name	Page	Ref.
TUBE, OUTER .....	104	5	WASHER, PLAIN, 16MM .....	129	9			
TUBE, RESERVE TANK .....	149	16	WASHER, PLAIN, 4MM .....	128	32			
TUBE, TIRE .....	107	10			33			
	112	11	WASHER, PLAIN, 5MM .....	90	14			
TUBE, VINYL, 7X11X420 .....	123	25		91	15			
				128	31			
[ V ]				133	25			
VALVE ASSY., AIR INJECTION			WASHER, PLAIN, 6MM .....	139	20			
SOLENOID	125	6	WASHER, PLAIN, 8MM .....	130	10			
VALVE ASSY., RELIEF .....	73	4		143	26			
VALVE COMP., REED .....	52	4	WASHER, RADIATOR MOUNTING .....	148	15			
VALVE SET, IDLE AIR CONTROL ..	85	9	WASHER, SEALING, 6.5MM .....	65	24			
VALVE, EX. ....	57	8		87	1			
VALVE, IN. ....	57	7	WASHER, SPECIAL, 11X21X2.3 .....	113	19			
VALVE, P2 CONTROL SOLENOID ...	126	13	WASHER, SPECIAL, 12MM .....	53	21			
VISOR SET, FR. ....	88	6		86	1			
			WASHER, SPECIAL, 8MM .....	105	28			
[ W ]			WASHER, SPLINE, 20X26X1.6 .....	81	27			
WASHER .....	72	11	WASHER, SPLINE, 25X31X1.0 .....	81	28			
WASHER B, THRUST, 20MM .....	81	30	WASHER, SPLINE, 25X42X1.6 .....	81	31			
WASHER, 10MM .....	53	19	WASHER, WAVE .....	106	14			
WASHER, 12.2X17X1.5 .....	53	20	WHEEL SUB ASSY., FR. ....	107	7			
	86	1	WHEEL SUB ASSY., RR. ....	112	8			
WASHER, 12.5X30X5 .....	71	4	WINDSCREEN .....	150	1			
WASHER, 14MM .....	83	15	WINKER ASSY., L. FR. ....	137	7			
WASHER, 14.2X24 .....	78	4		138	8			
WASHER, 16MM .....	67	17	WINKER ASSY., L. RR. ....	137	10			
	76	10		138	12			
WASHER, 17X26X1.0 .....	81	23	WINKER ASSY., R. FR. ....	137	1			
WASHER, 17X28X1.0 .....	81	29		138	1			
WASHER, 20X27X1.0 .....	81	24	WINKER ASSY., R. RR. ....	137	9			
WASHER, 20X40X2 .....	67	15		138	11			
		16	WIRE, HELMET SET .....	152	16			
WASHER, 22X29X1.0 .....	81	25	WRENCH, BOX .....	152	8			
WASHER, 25X32X1.0 .....	81	26	WRENCH, EYE, 17MM .....	152	11			
WASHER, 5.4X14X0.5 .....	150	15	WRENCH, EYE, 19MM .....	152	12			
WASHER, 6.1MM .....	83	14	WRENCH, EYE, 24MM .....	152	15			
WASHER, 7X13X1.2 .....	65	23	WRENCH, HEX., 5MM .....	152	14			
WASHER, CHAIN SLIDER .....	132	12	WRENCH, HEX., 6MM .....	152	13			
		13	WRENCH, PLUG .....	152	9			
WASHER, DRAIN PLUG, 12MM .....	74	14						
	87	1						
WASHER, DUST SEAL .....	100	9						
WASHER, HEADLIGHT BRACKET								
MOUNTING	89	7						
WASHER, LOCK, 25MM .....	81	32						
WASHER, NEUTRAL SWITCH .....	74	12						
	87	1						
WASHER, NYLON, 9MM .....	150	16						
WASHER, OIL BOLT .....	95	18						
	97	24						
	109	21						
WASHER, PLAIN, 10MM .....	92	12						
	130	11						
	135	21						
	147	30						
WASHER, PLAIN, 12MM .....	135	15						